



# Vikubyrjun 6. júlí 2026

---

Greiningardeild Landsbankans



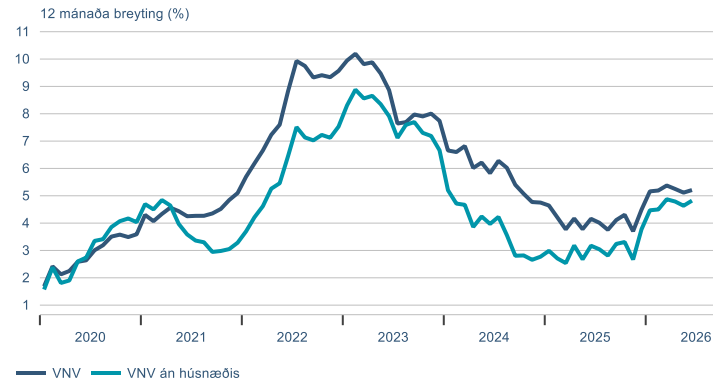
# Dagatal

Vikud.	Dag.	kl.	Viðburður	tímabil	Birtingaraðili
mán		09:00	Áætlaður meðalrekstrarkostnaður á grunnskólanema	júl	Hagstofan
þri		09:00	Raugengi	jún	<b>Seðlabankinn</b>
		09:00	Vöruviðskipti (bráðabirgðatölur)	jún	<b>Hagstofan</b>
		09:00	Efnahagur Seðlabankans	jún	Seðlabankinn
		09:00	Lífeyrissjóðir	maí	Seðlabankinn
fim	9. júl.	09:00	Vísitala heildarlauna og launakostnaðar	1F	Hagstofan
			Álit greinenda birt	2F	Íslandsbanki
			Markaðsupplýsingar		Lánamál ríkisins
		09:00	Gjaldeyrisforði	jún	Seðlabankinn
fös	10. júl.		<b>Lok verðkönnunarviku</b>	<b>júl</b>	<b>Hagstofan</b>
			<b>Brottfarir um Keflavíkurflugvöll</b>	<b>jún</b>	<b>Ferðamálastofa</b>
		12:00	<b>Skráð atvinnuleysi</b>	<b>jún</b>	<b>Vinnumálastofnun</b>

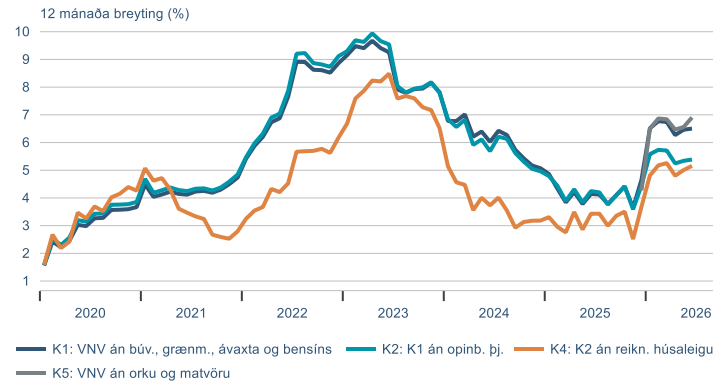
▶ Efnahagsmál

# Verðlag

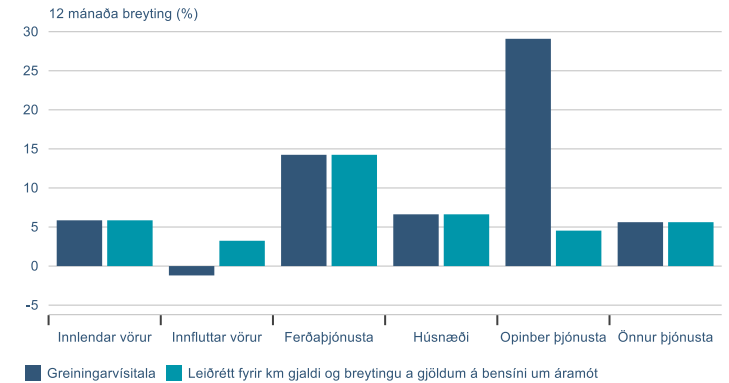
## Viðitala neysluverðs



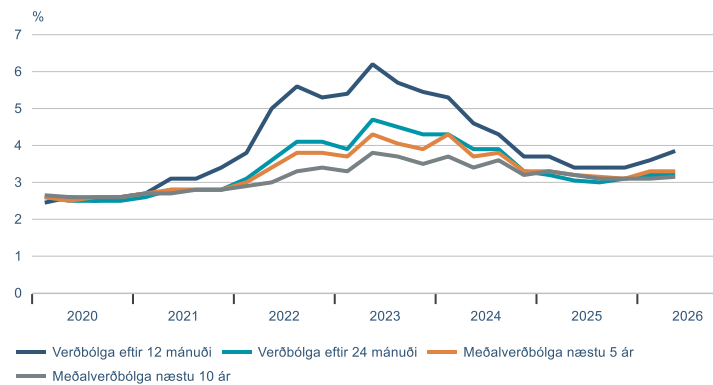
## Kjarnavísitölur



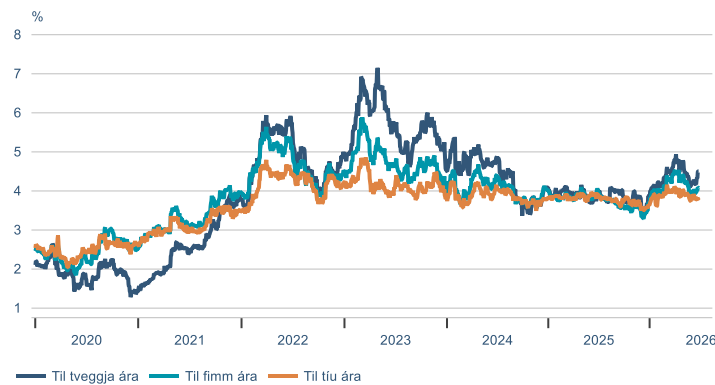
## Eftir eðli og uppruna



## Væntingakönnun markaðsaðila

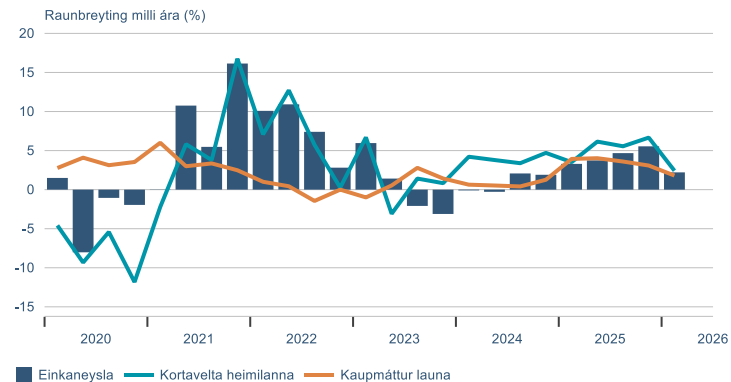


## Verðbólguálag á skuldabréfamarkaði

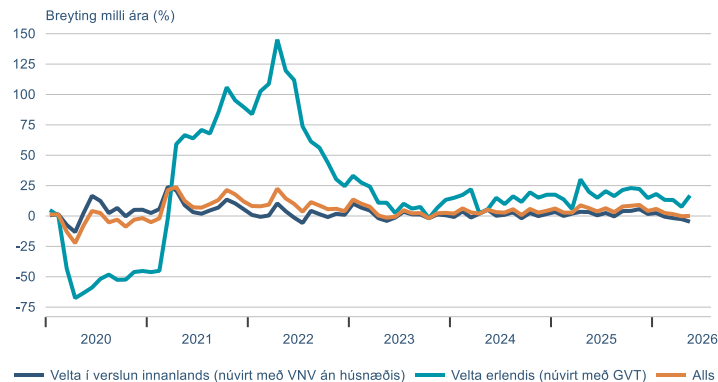


# Heimili

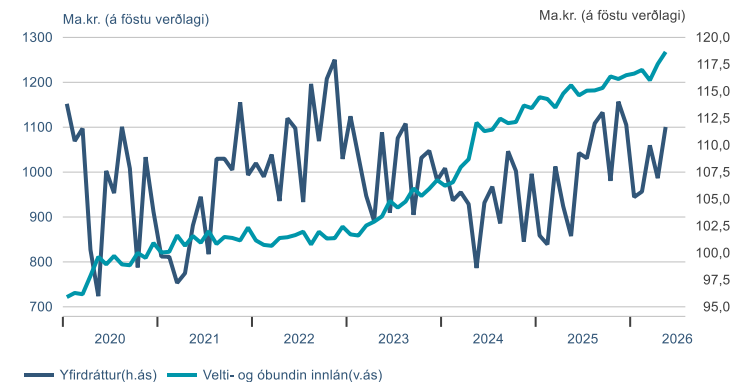
## Einkaneysla, kortavelta og laun



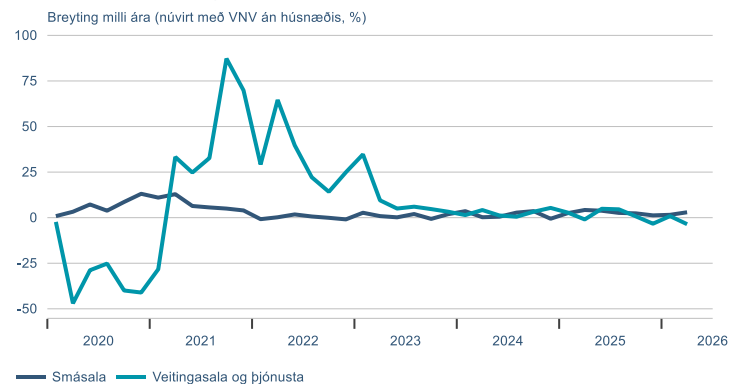
## Greiðslukortavelta



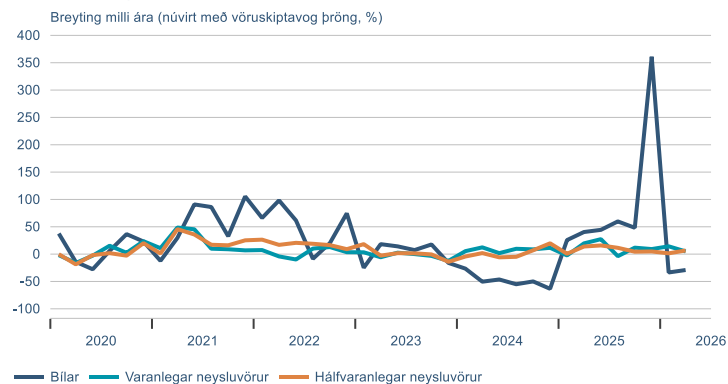
## Innlán og yfirdráttur heimilanna



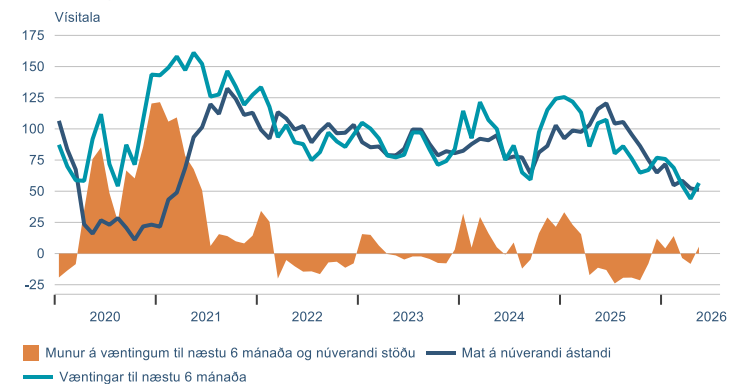
## Velta skv. VSK-skýrslum



## Innflutningur

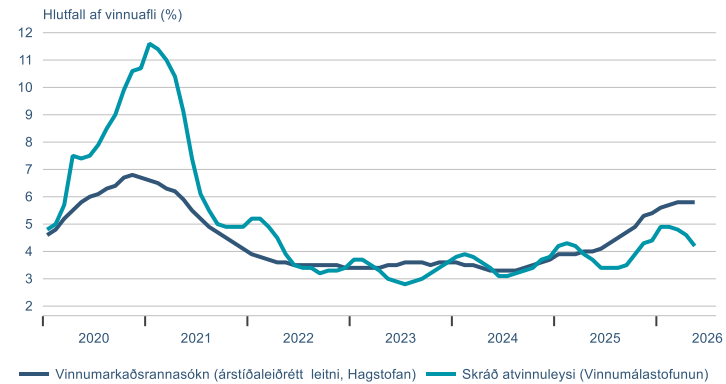


## Væntingavísitala

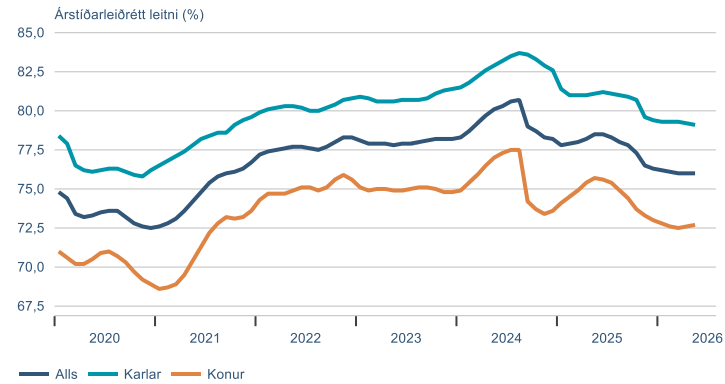


# Vinnumarkaður

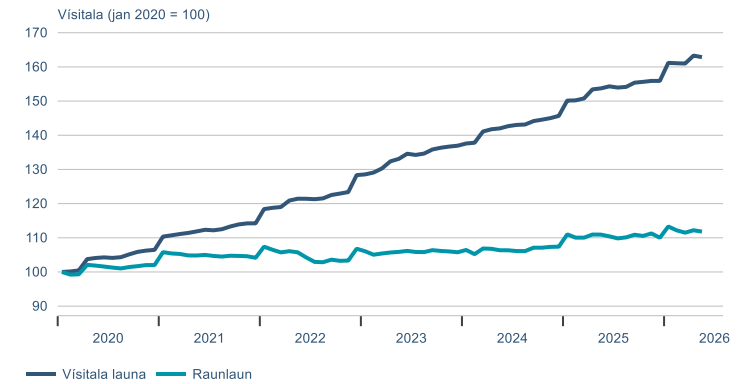
## Atvinnuleysi



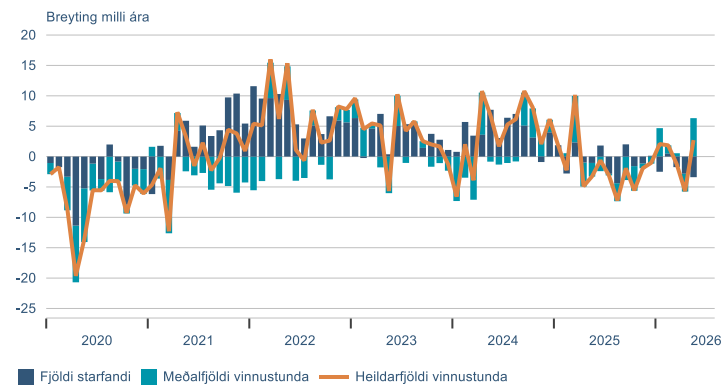
## Atvinnuþátttaka



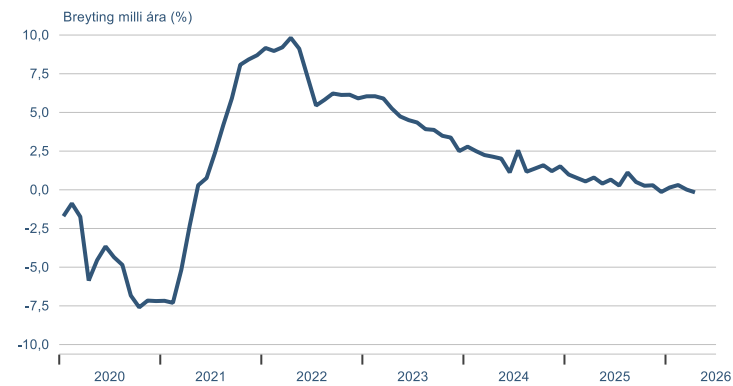
## Laun



## Fjöldi vinnustunda

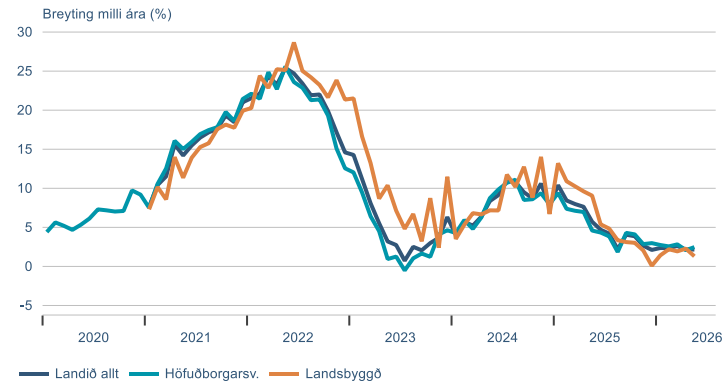


## Fjöldi starfandi

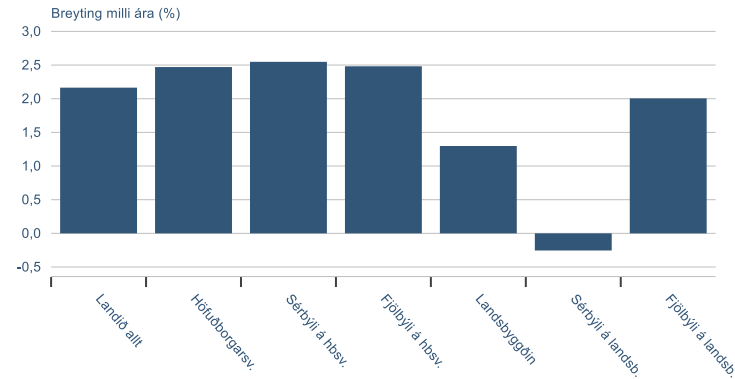


# Fasteignamarkaður

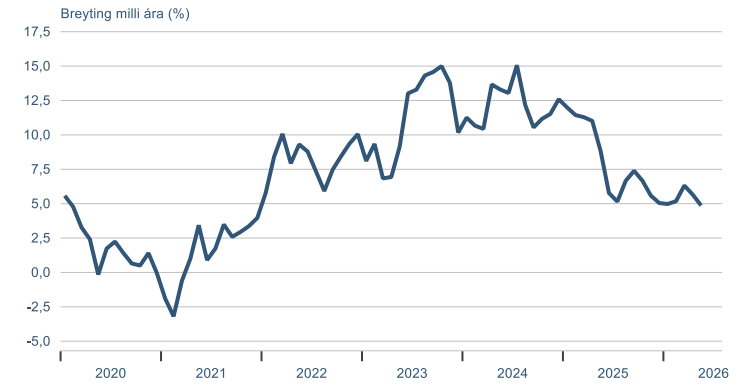
## Vísitala íbúðaverðs



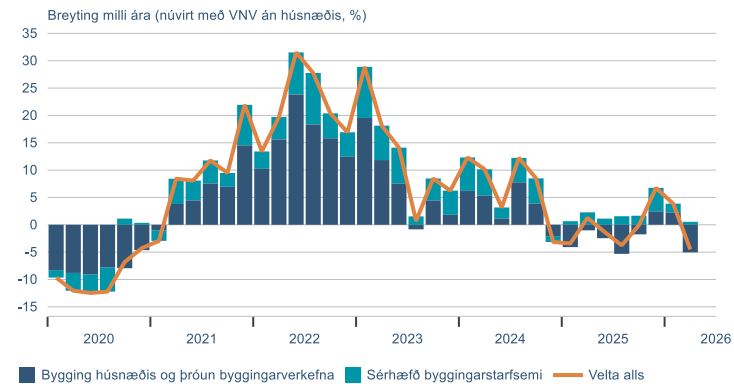
## Eftir tegund húsnæðis



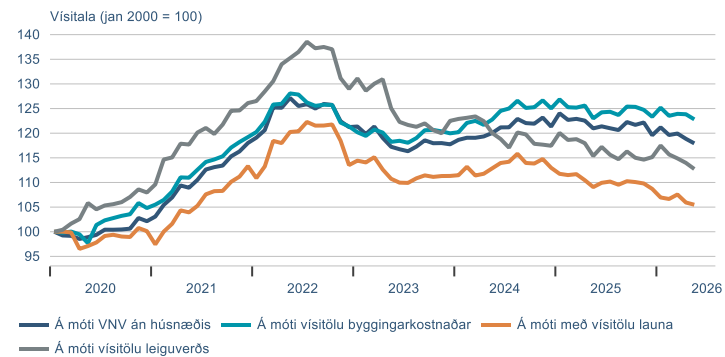
## Vísitala leiguverðs



## Velta í byggingariðnaði

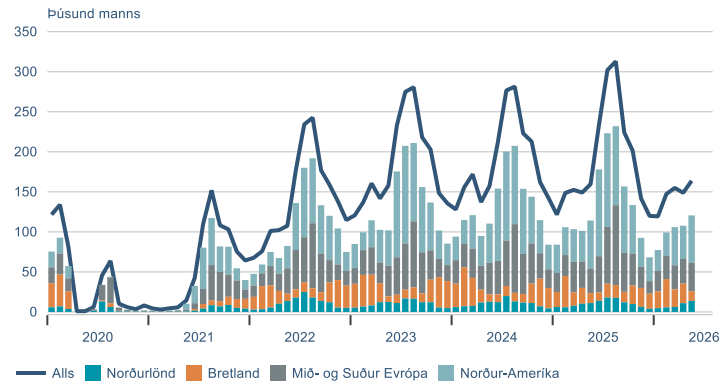


## Vísitala íbúðaverðs á höfuðborgarsvæðinu á mótum undirliggjandi efnahagsþætti

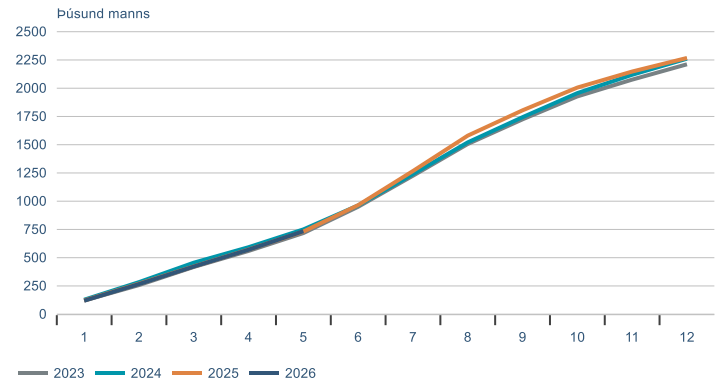


# Ferðaþjónusta

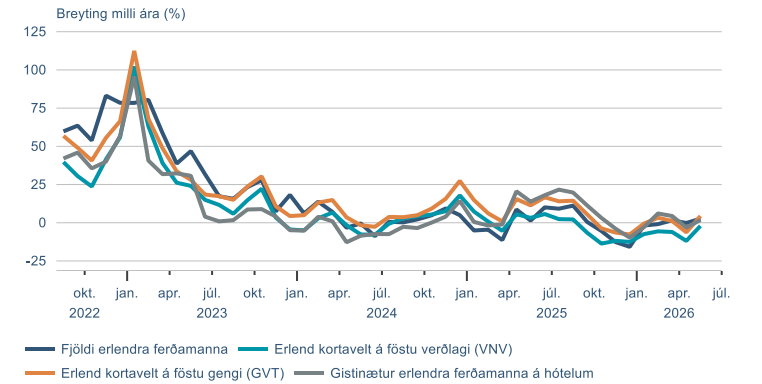
## Erlendir ferðamenn um Leifstöð



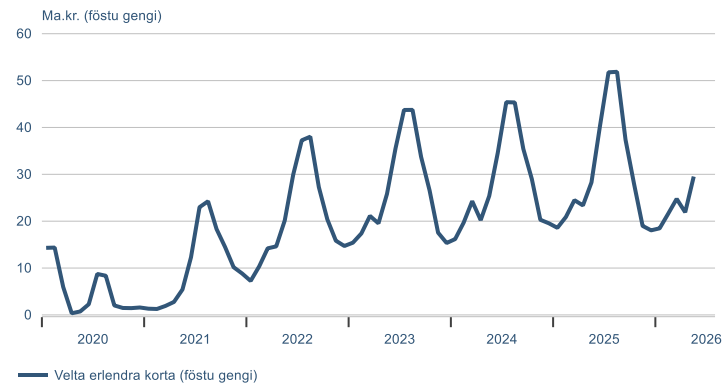
## Uppsafnaður fjöldi erlendra ferðamanna innan árs



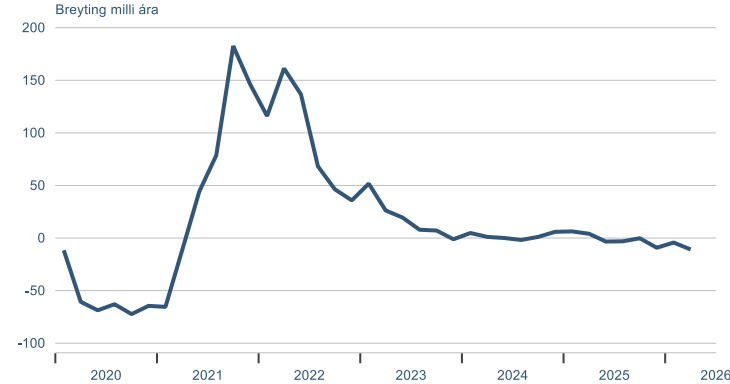
## Helstu hagvísar ferðaþjónustu



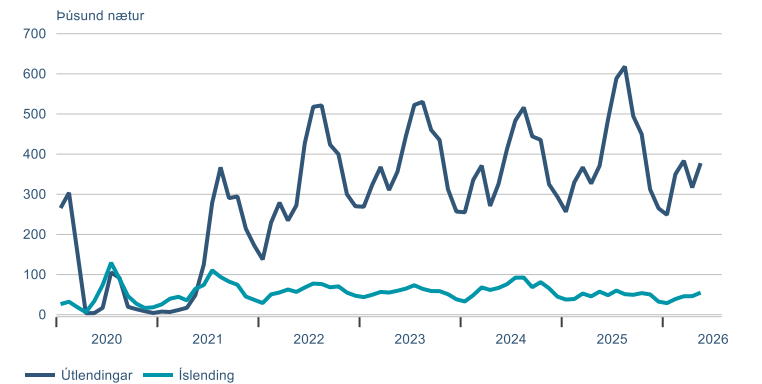
## Velta erlendra greiðslukorta



## Velta í ferðaþjónustu

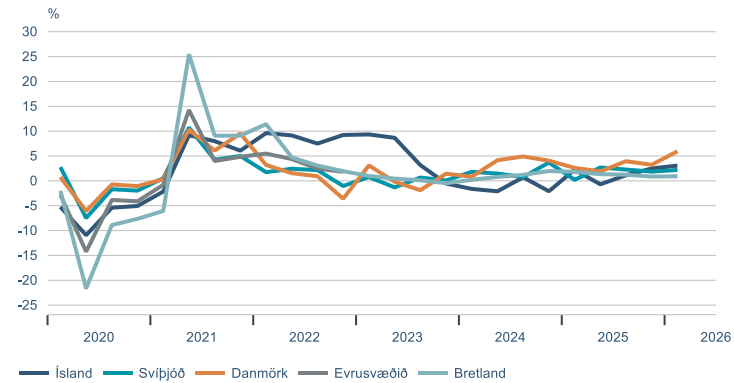


## Gistinætur á hótélum

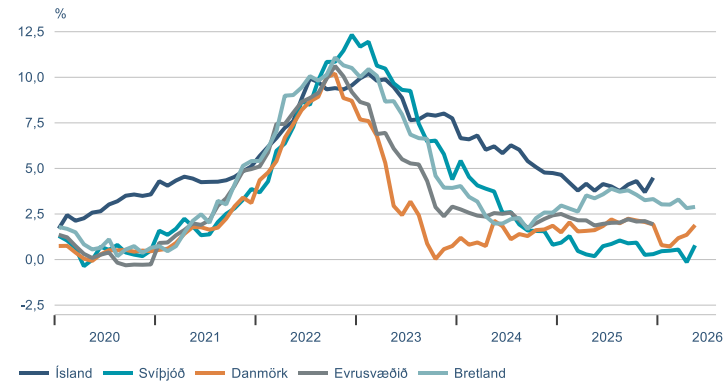


# Alþjóðlegur samanburður

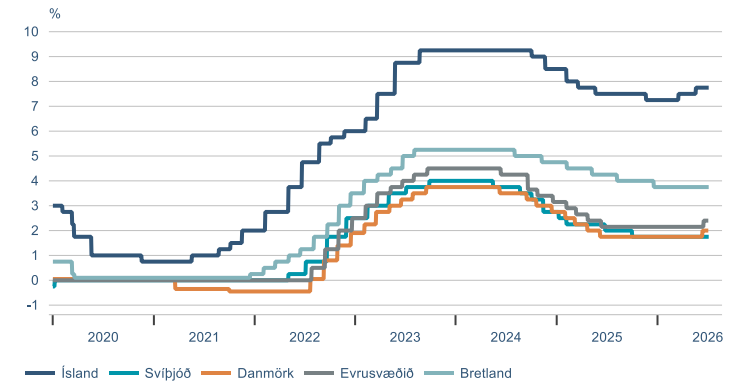
## Hagvöxtur



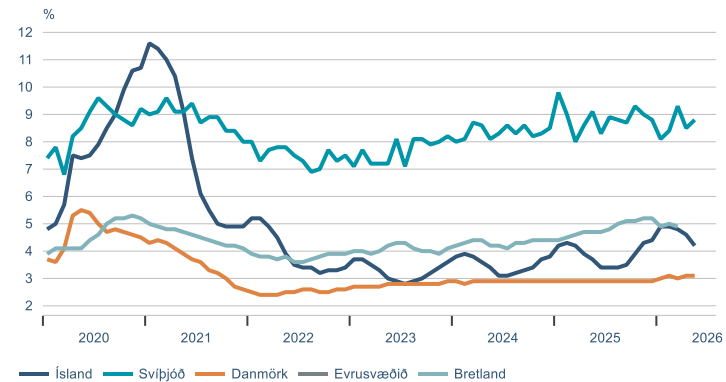
## Verðbólga



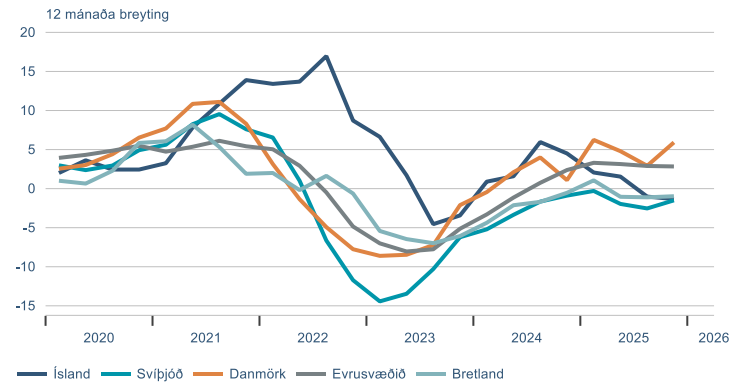
## Stýrivextir



## Atvinnuleysi



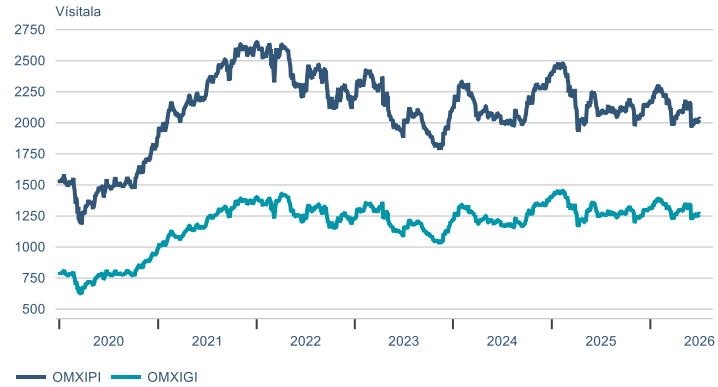
## Raunverð íbúða



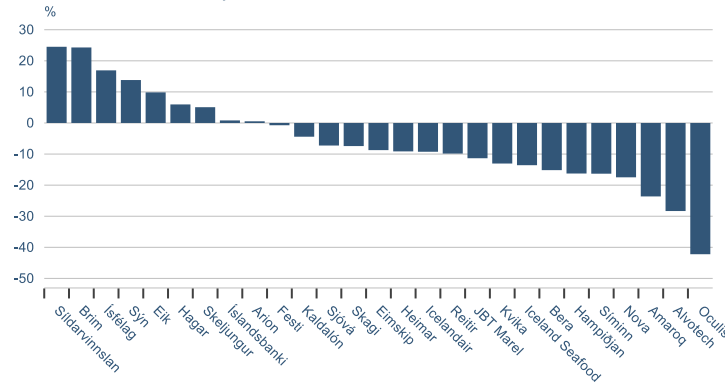
## ► Fjármálamarkaðir

# Hlutabréf

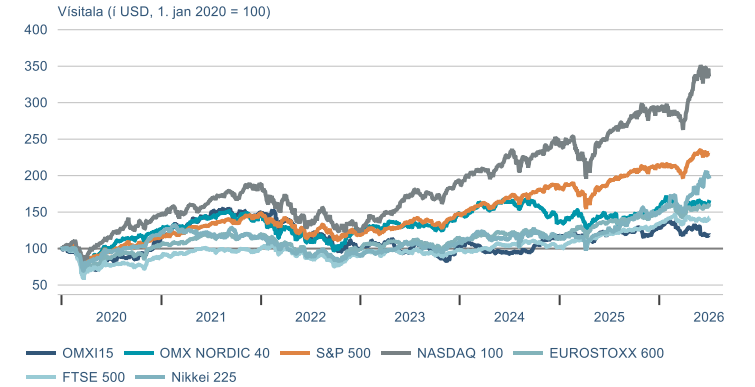
## OMX-vísitölur



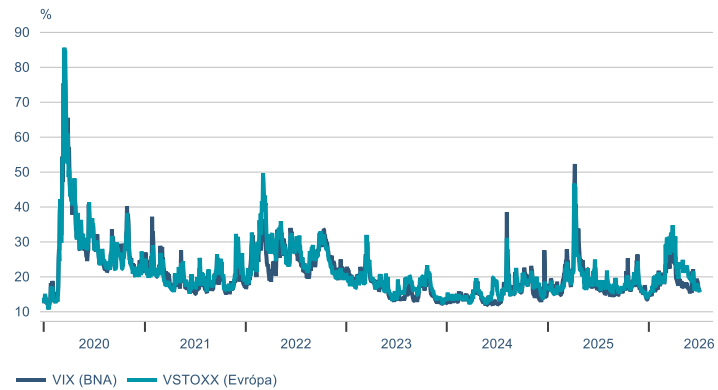
## Það sem af er ári \*)



## Hlutabréfavísitölur

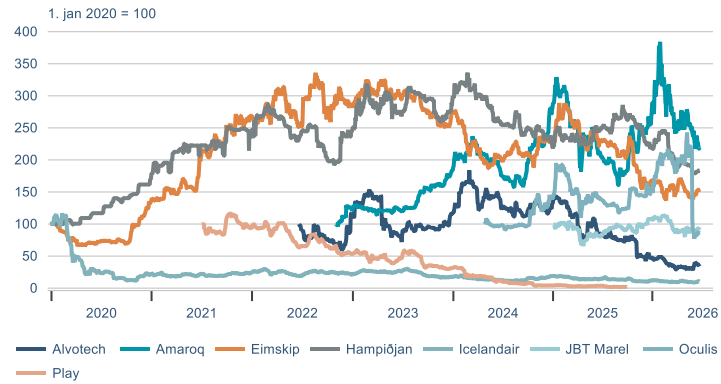


## Vix-vísitölur

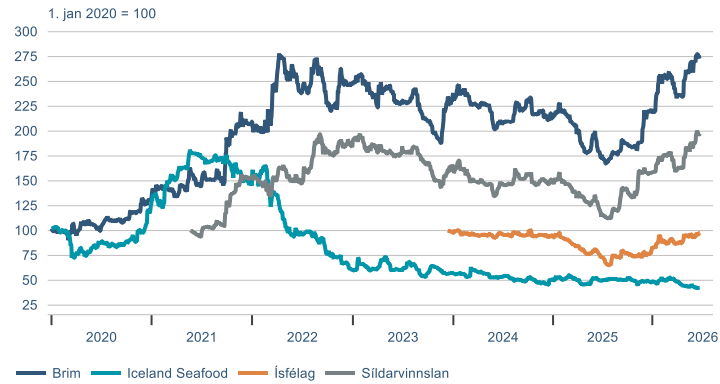


# Hlutabréf

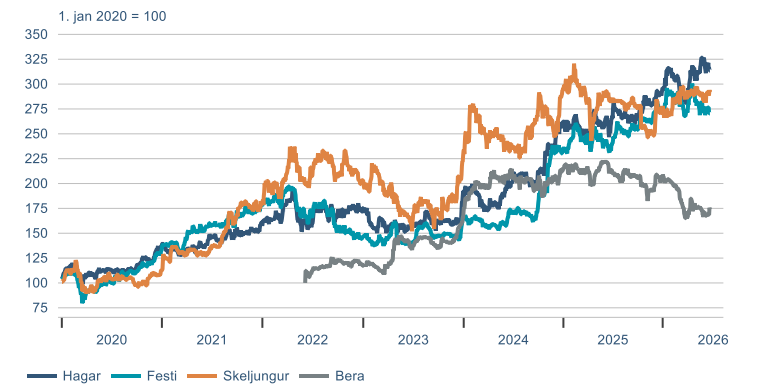
## Félög með tekjur í erlendri mynt



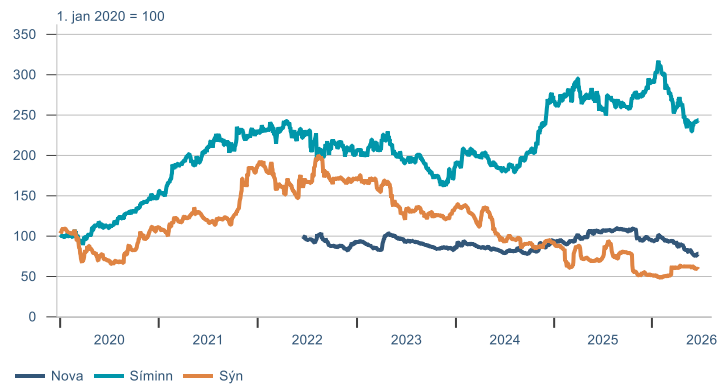
## Útvegsfyrirtæki



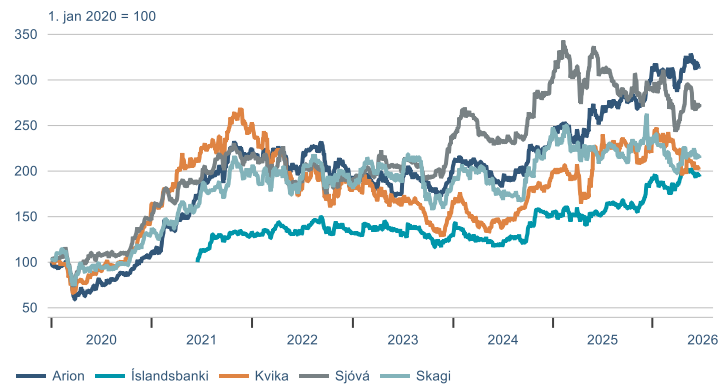
## Heild- og smásala



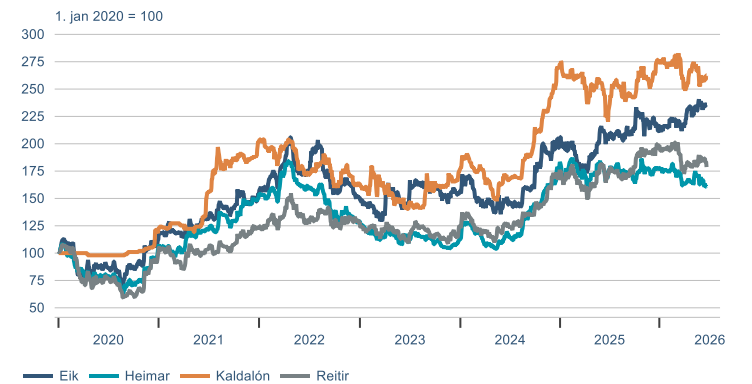
## Tæknifyrirtæki



## Fjármálfyrirtæki

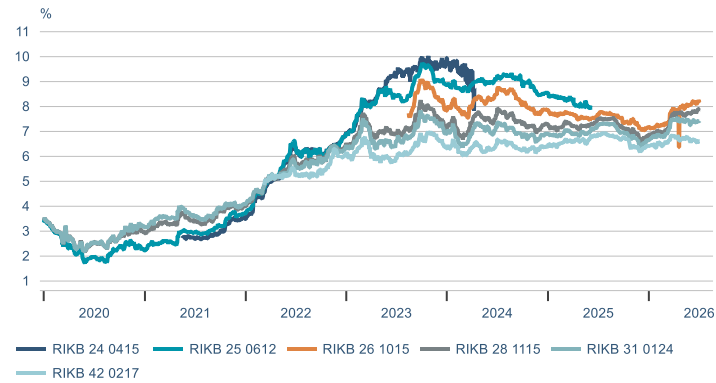


## Fasteignafélög

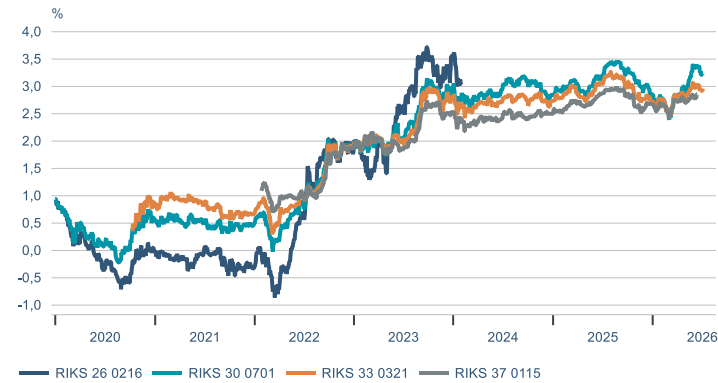


# Skuldabréf

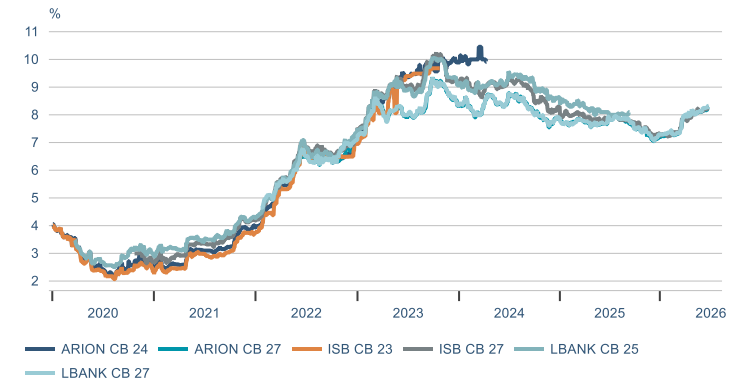
Óverðtryggð ríkisbréf



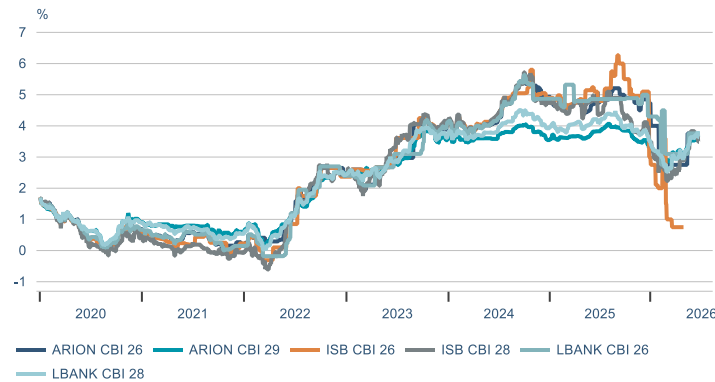
Verðtryggð ríkisbréf



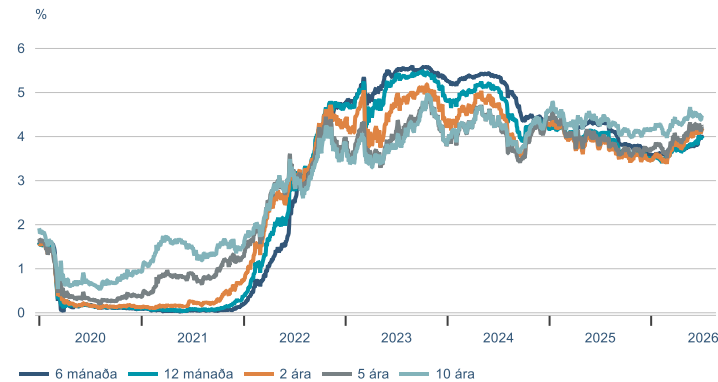
Sértryggð skuldabréf - óverðtryggð



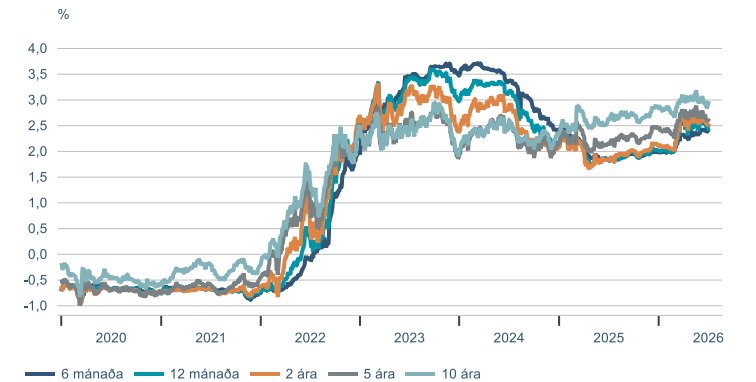
Sértryggð skuldabréf - verðtryggð



Bandarísk ríkisskuldabréf

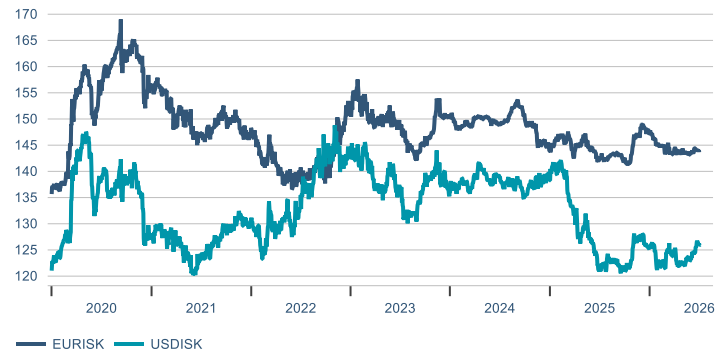


Þýsk ríkisskuldabréf

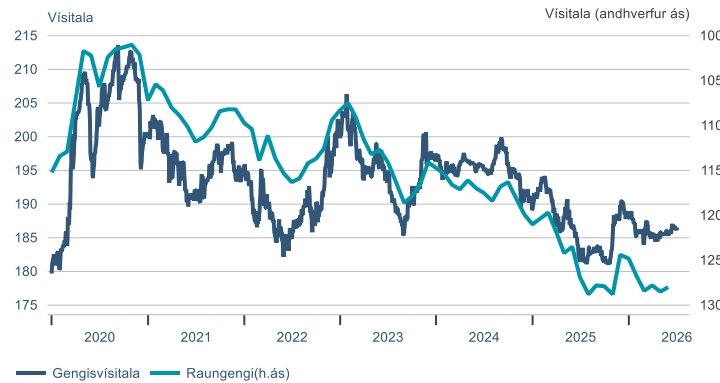


# Gjaldeyrir

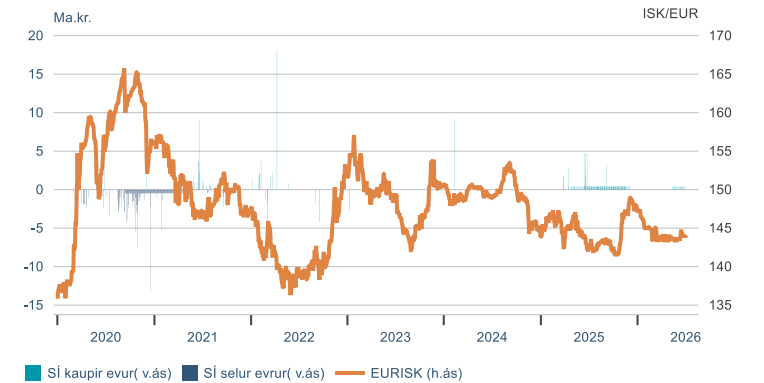
## Gengi krónunnar



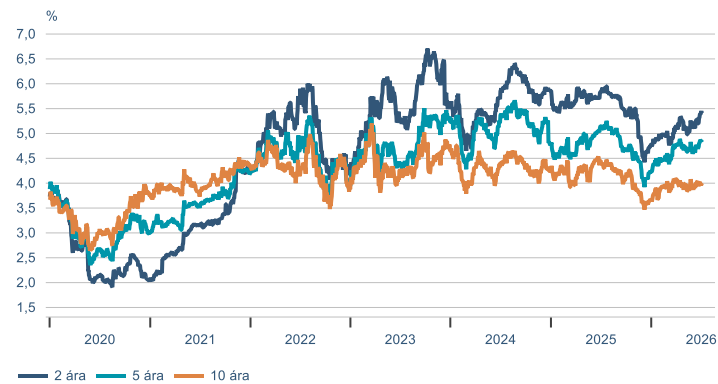
## Gengisvísitala



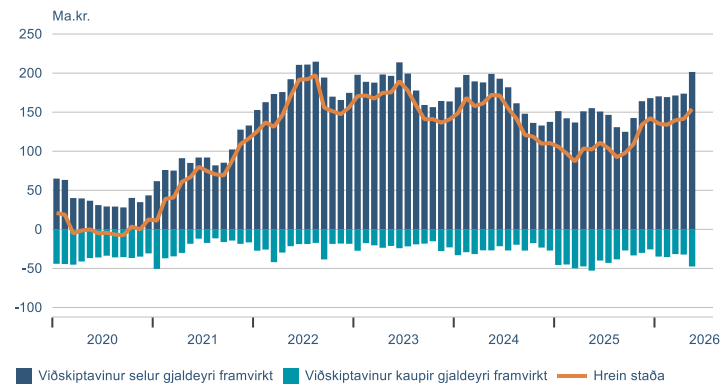
## Inngrip SÍ



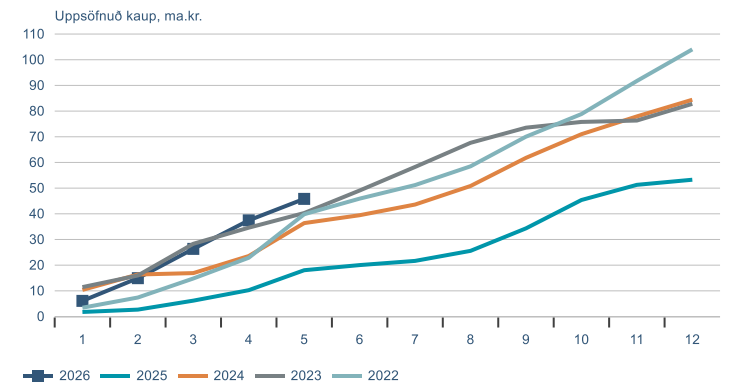
## Vaxtamunur við evru



## Staða framvirkra samninga með gjaldeyri

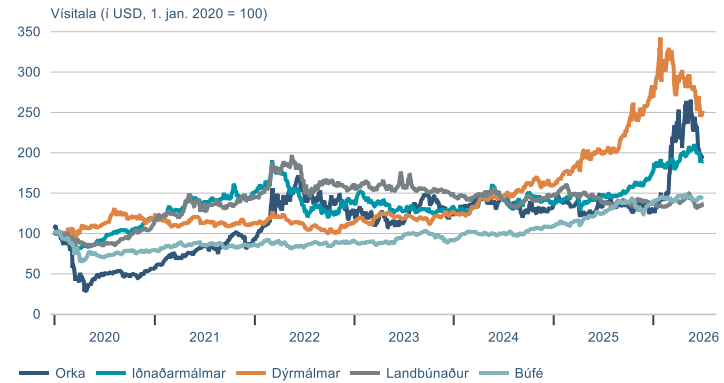


## Hrein gjaldeyriskaup lífeyrissjóða

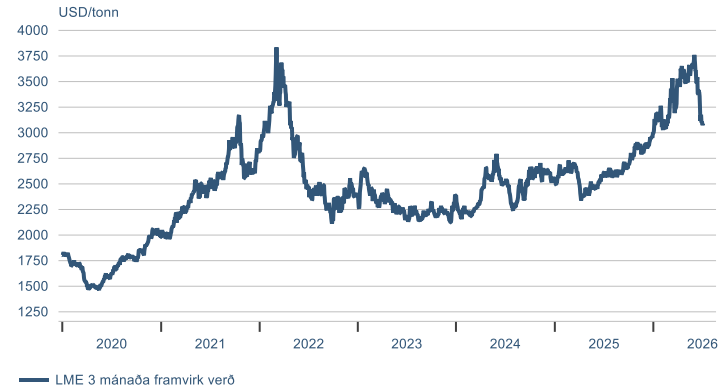


# Hrávörur

## S&P GSCI hrávörusvísitölur



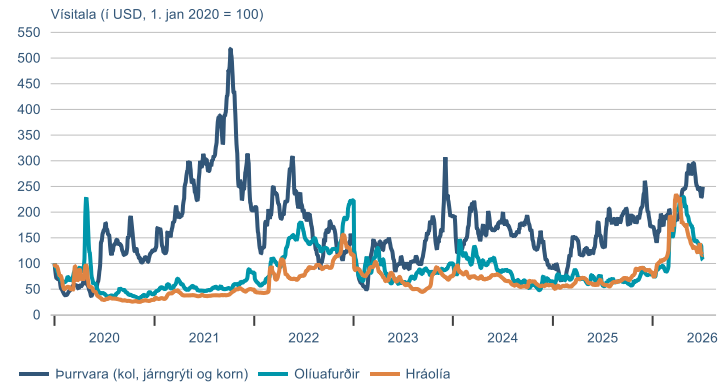
## Álverð



## Heimsmarkaðsverð á olíu



## Baltic exchange flutningsvísitölur



Hlutabréf		ávöxtun			
		Áramót	1M	3M	12M
OMXIPI	2.033	-6,5%	3,6%	-0,7%	-2,5%
OMXIGI	1.268	-3,8%	4,0%	0,1%	0,6%
Alvotech	459	-27,4%	23,9%	1,3%	-58,5%
Amaroq	146,0	-19,8%	-2,7%	-9,3%	11,5%
Eimskip	262,0	-2,0%	19,1%	2,3%	-28,0%
Hampiðjan	86,5	-14,8%	3,6%	0,0%	-25,7%
Icelandair	0,8	-13,1%	15,3%	4,1%	-30,0%
John Bean	18.200	-5,6%	15,2%	12,3%	20,7%
Oculus	1.770	-31,1%	14,6%	-48,5%	-23,7%
Brim	88,5	23,6%	4,7%	14,9%	54,0%
Iceland Seafood	4,2	-14,4%	-3,3%	-14,4%	-15,8%
Ísfélag	154,0	16,2%	5,5%	11,2%	32,9%
Síldarvinnslan	123,0	27,6%	9,8%	24,9%	73,7%
Festi	314,0	-1,0%	-0,9%	-3,7%	12,1%
Hagar	123,0	7,7%	-0,8%	7,7%	18,9%
Skeljungur	17,1	9,6%	7,5%	3,6%	7,0%
Bera	15,3	-14,0%	6,3%	2,7%	-15,9%
Nova	3,9	-7,5%	11,4%	-2,5%	-17,6%
Síminn	12,2	-14,9%	8,0%	-4,7%	-3,7%
Sýn	21,0	16,0%	1,0%	-0,9%	-17,3%
Arion	188,0	-1,3%	-2,8%	5,6%	17,6%
Íslandsbanki	139,0	-0,5%	-2,9%	2,6%	24,4%
Kvika	13,4	-13,4%	-1,6%	-8,4%	-11,9%
Sjóvá	39,8	-6,3%	1,8%	9,9%	-11,4%
Skagi	18,1	-6,9%	-0,5%	7,1%	0,7%
Eik	14,5	9,1%	-0,7%	6,8%	12,2%
Heimar	33,6	-9,7%	-2,3%	-2,0%	-9,2%
Kaldalón	25,8	-5,1%	3,2%	4,0%	12,2%
Reitir	113,0	-10,6%	-3,4%	-0,9%	2,0%

Leiðrétt fyrir arðgreiðslum

Ríkisskuldabréf		ávöxtun					
		krafa	verð	meðaltími	áramót	1M	3M
RIKB 26 1015	8,20%	99,6	0,3	3,3%	0,7%	1,8%	7,6%
RIKB 27 0415	8,23%	99,8	0,8	2,7%	0,5%	1,6%	7,3%
RIKB 28 1115	7,90%	93,9	2,2	1,2%	0,3%	1,5%	6,6%
RIKB 31 0124	7,43%	96,5	4,0	0,3%	0,4%	1,9%	6,6%
RIKB 35 0917	6,84%	101,0	6,7	0,8%	0,7%	2,6%	8,1%
RIKB 38 0215	6,79%	97,7	8,3	0,5%	0,6%	2,6%	8,5%
RIKB 42 0217	6,61%	79,8	10,8	1,2%	0,4%	3,6%	9,7%
RIKS 29 0917	3,35%	100,4	3,0	4,2%	0,8%	0,4%	
RIKS 30 0701	3,25%	100,0	3,8	4,0%	0,9%	0,7%	8,2%
RIKS 33 0321	2,96%	100,3	6,1	4,0%	0,6%	1,4%	8,9%
RIKS 37 0115	2,73%	84,4	9,9	4,9%	1,0%	2,1%	9,8%
RIKS 50 0915	2,64%	115,1	16,9	5,3%	0,5%	2,0%	

Gjaldeyrir		áramót			
		1M	3M	12M	
GVT	186,5	-0,8%	0,5%	0,5%	2,2%
EUR	144,1	-2,1%	0,5%	0,1%	0,8%
USD	125,9	0,6%	2,0%	1,5%	3,5%
GBP	168,1	-0,5%	1,3%	1,7%	1,2%
DKK	19,3	-2,2%	0,5%	0,1%	0,6%
SEK	13,1	-4,0%	-0,8%	-1,2%	2,3%
NOK	12,8	2,8%	-3,7%	-0,5%	6,2%
CHF	156,8	-1,0%	0,3%	0,1%	2,3%
JPY	0,78	-2,6%	1,2%	-0,3%	-7,4%

---

Þessi samantekt og/eða umfjöllun er markaðsefni ætlað til upplýsingar en ekki sem grundvöllur viðskipta. Markaðsefni þetta felur hvorki í sér fjárfestingarráðgjöf né óháða fjárfestingargreiningu. Lagakröfur sem gilda um fjárfestingarráðgjöf og fjárfestingargreiningu eiga því ekki við, þ.m.t. bann við viðskiptum fyrir dreifingu.

Upplýsingar um þróun gengis innlendra hlutabréfa, skuldabréfa og/eða vísitalna koma frá Nasdaq Iceland – Kauphöllinni. Á vef Landsbankans er hægt að nálgast nánari upplýsingar með því að smella á viðkomandi hlutabréf, skuldabréfaflokk eða vísitölu. Upplýsingar um þróun gengis erlendra fjármálagerna, vísitalna og/eða sjóða koma frá aðilum sem Landsbankinn hefur metið áreiðanlega. Þróun gengis í fortíð gefur ekki vísbendingu um framtíðarþróun.

Upplýsingar um fyrri árangur sjóða Landsbréfa byggja á upplýsingum frá Landsbréfum. Á vef Landsbankans er hægt að nálgast nánari upplýsingar með því að smella á heiti viðkomandi sjóðs, þ.m.t. um árangur síðastliðinna fimm ára. Upplýsingar um fyrri árangur sjóða sýna nafnávöxtun, nema annað sé tekið fram. Ef fyrri árangur sjóða byggir á erlendum gjaldmiðli getur ávöxtun aukist eða minnkað vegna gengissveiflna. Árangur í fortíð gefur ekki áreiðanlega vísbendingu um framtíðarárangur.

Verðbréfi viðskipti fela í sér áhættu og eru lesendur hvattir til að kynna sér Áhættulýsingu vegna viðskipta með fjármálagerna og Stefnu Landsbankans um hagsmunaárekstra sem finna má á vef Landsbankans.

Landsbankinn hefur starfsleyfi sem viðskiptabanki samkvæmt lögum nr. 161/2002 um fjármálafyrirtæki og sætir eftirliti Fjármálaeftirlits Seðlabanka Íslands ([www.sedlabanki.is/fjarmalaeftirlit](http://www.sedlabanki.is/fjarmalaeftirlit)).