

# Vikubyrjun 15. júní 2026

---

Greiningardeild Landsbankans



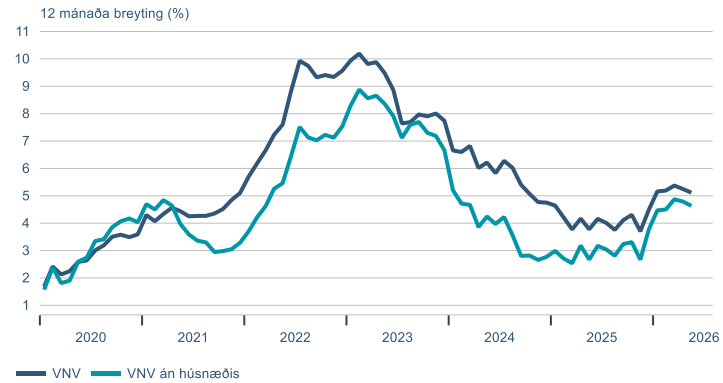
# Dagatal

Vikud.	Dag.	kl.	Viðburður	tímabil	Birtingaraðili
þri	16. jún.		<b>Vísitala íbúðaverðs</b>	maí	<b>HMS</b>
		09:00	<b>Greiðslumiðlun</b>	maí	<b>Seðlabankinn</b>
		09:00	Fiskafli	maí	Hagstofan
mið	17. jún.		<b>Vísitala leiguverðs á höfuðborgarsvæðinu</b>	maí	<b>HMS</b>
fim	18. jún.		<b>Mánaðarskýrsla Hagdeildar</b>	jún	<b>HMS</b>
			<b>Afkomutilkynning</b>	<b>1F 2026/27</b>	<b>Ölgerðin</b>
		09:00	Útboð verðbréfa	maí	Seðlabankinn
fös	19. jún.		<b>Verðbólguvæntingar fyrirtækja og heimila</b>	<b>2F</b>	<b>Seðlabankinn</b>
			Útboð ríkisbréfa		Lánamál ríkisins
		09:00	Samræmd vísitala neysluverðs	maí	Hagstofan
		09:00	Tryggingafélög	maí	Seðlabankinn

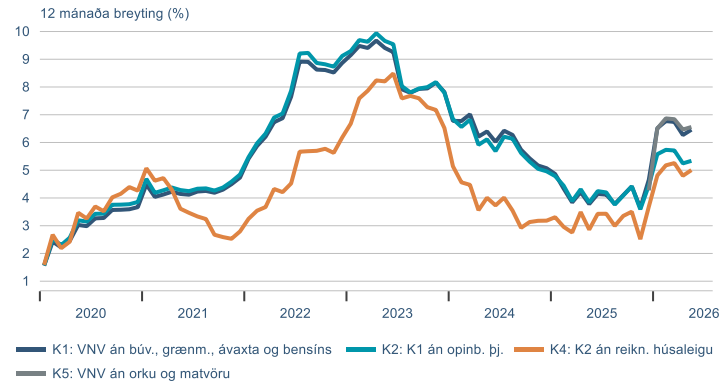
▶ Efnahagsmál

# Verðlag

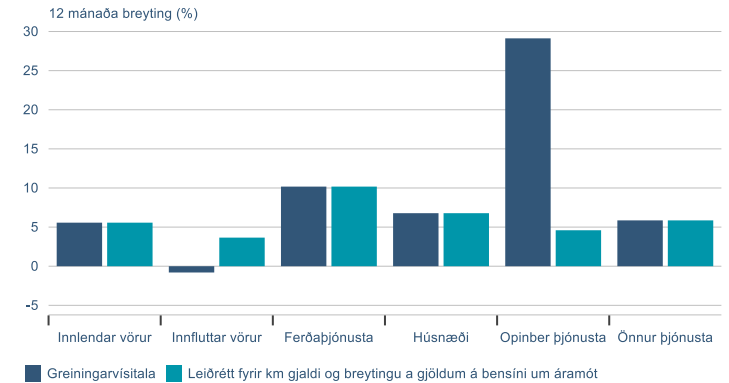
## Visitala neysluverðs



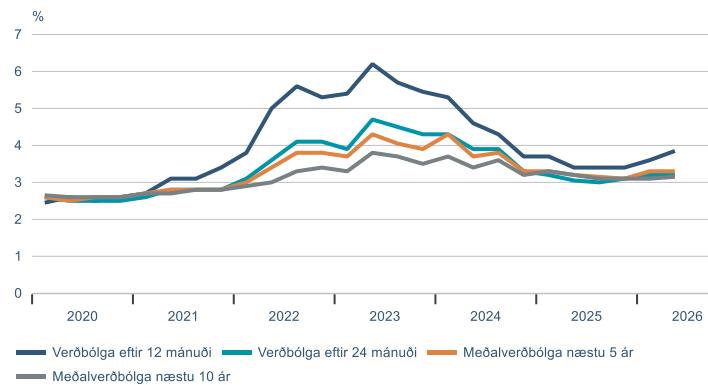
## Kjarnavísitölur



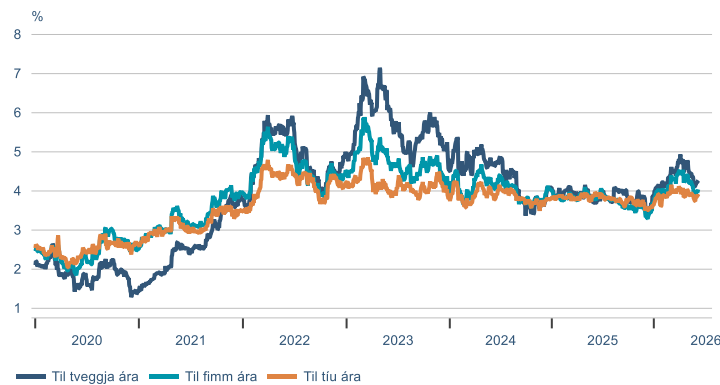
## Eftir eðli og uppruna



## Væntingakönnun markaðsaðila

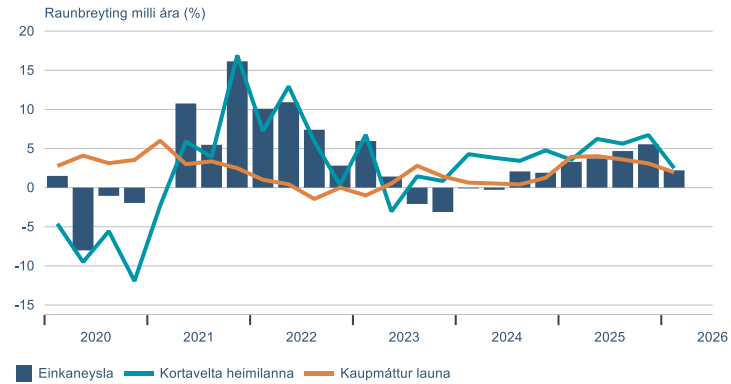


## Verðbólguálag á skuldabréfamarkaði

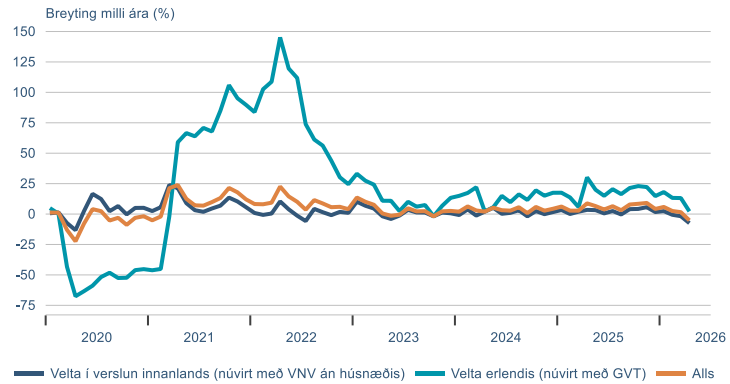


# Heimili

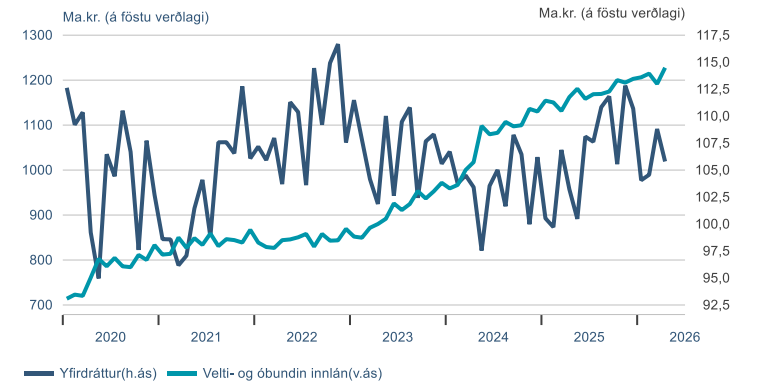
## Einkaneysla, kortavelta og laun



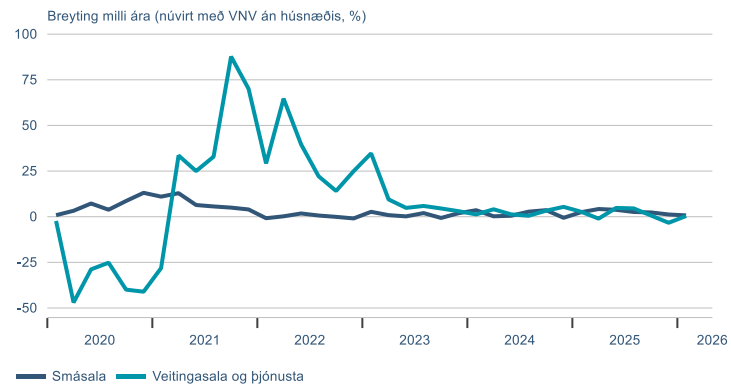
## Greiðslukortavelta



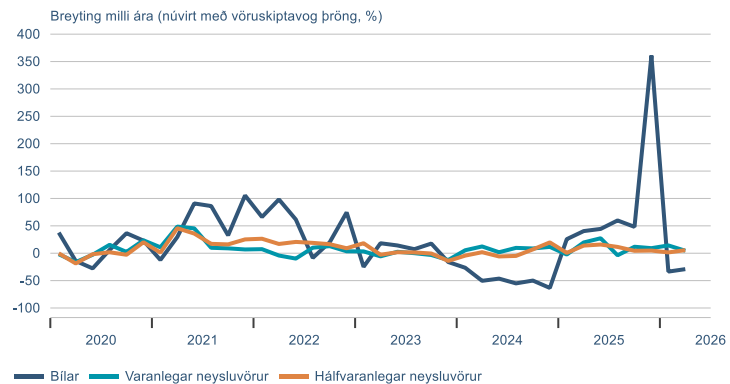
## Innlán og yfirdráttur heimilanna



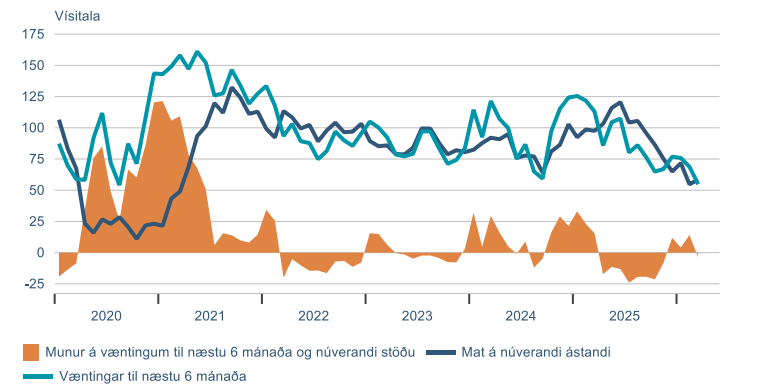
## Velta skv. VSK-skýrslum



## Innflutningur

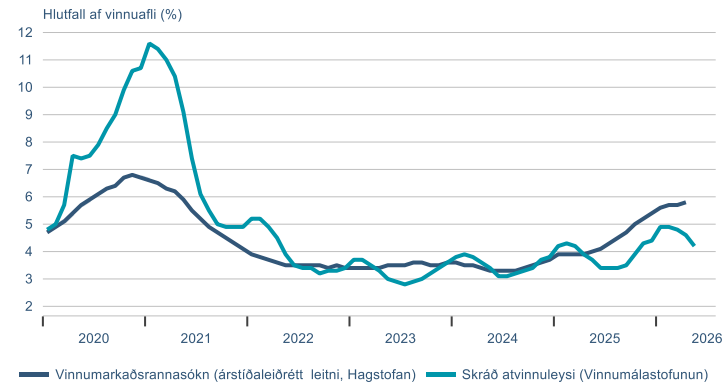


## Væntingavísitala

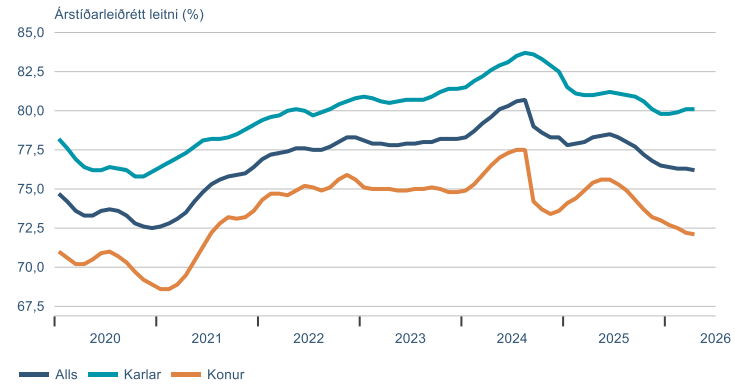


# Vinnumarkaður

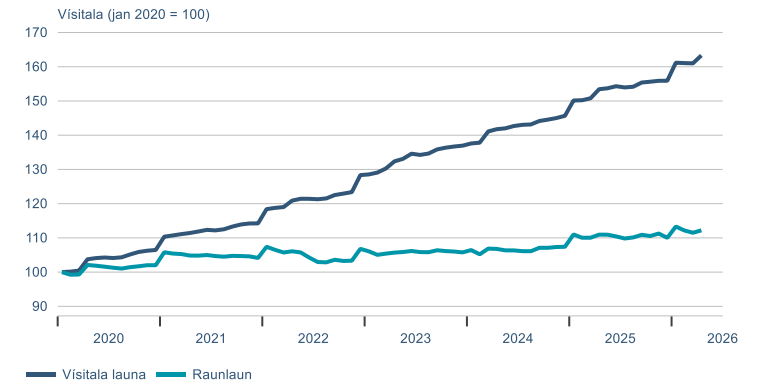
## Atvinnuleysi



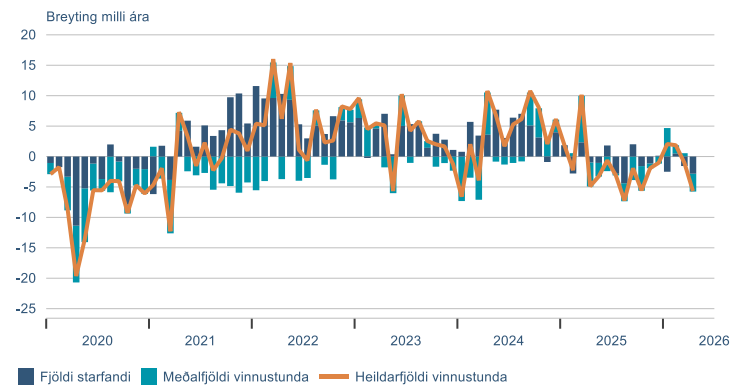
## Atvinnuþátttaka



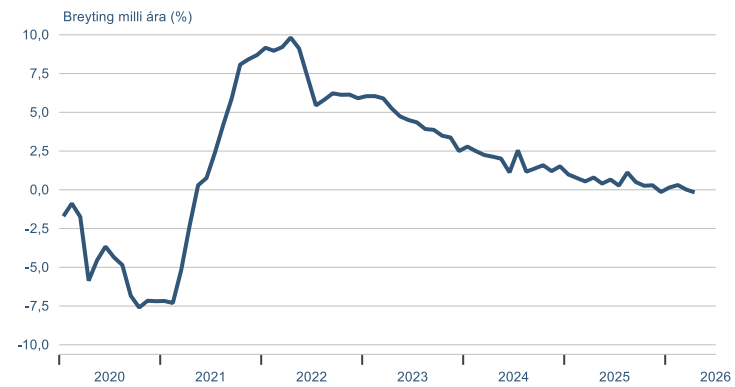
## Laun



## Fjöldi vinnustunda

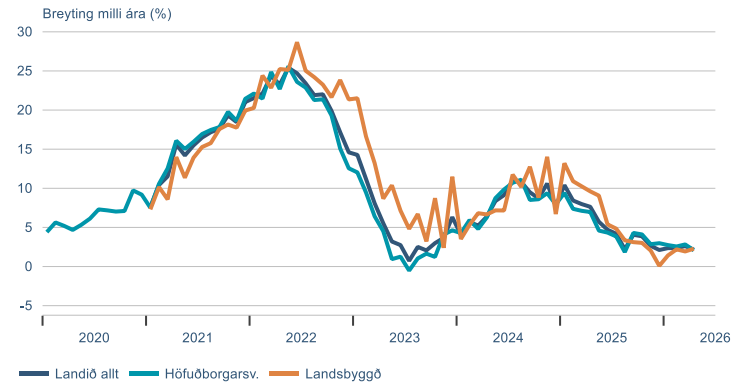


## Fjöldi starfandi

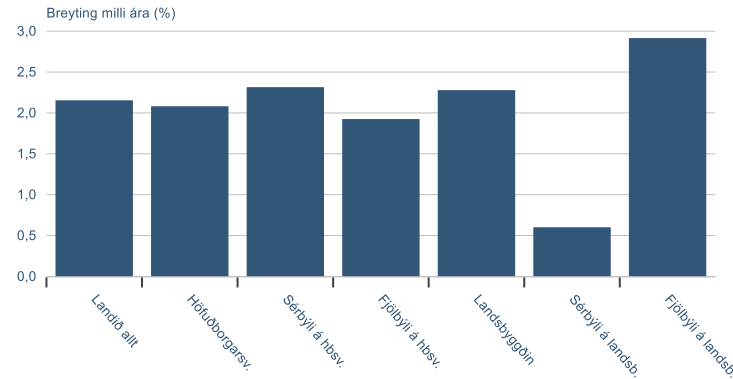


# Fasteignamarkaður

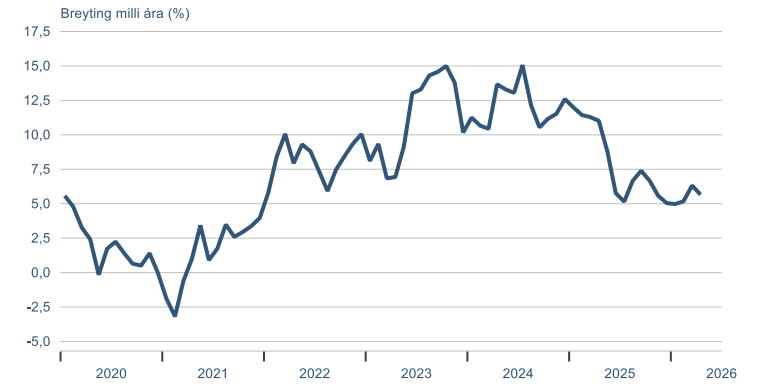
## Vísitala íbúðaverðs



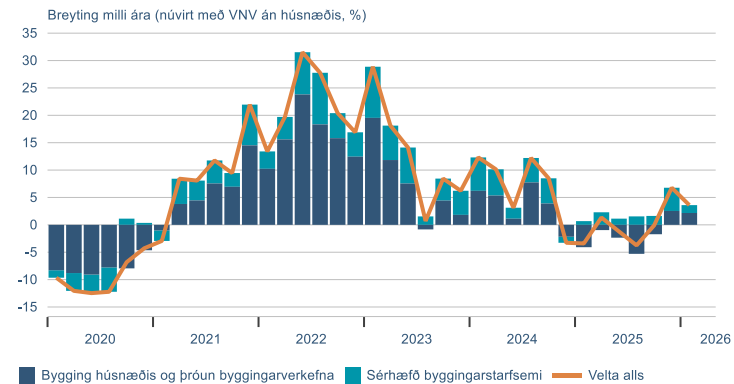
## Eftir tegund húsnæðis



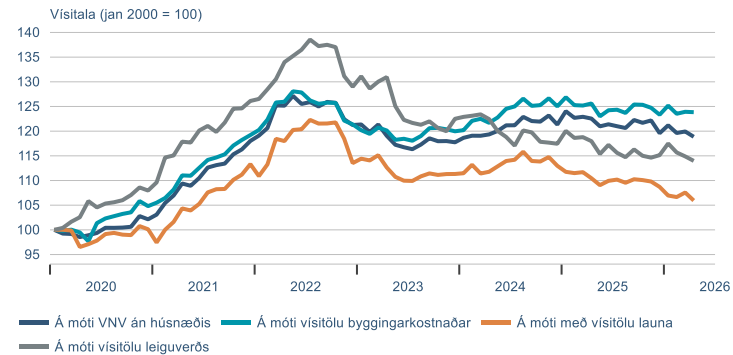
## Vísitala leiguverðs



## Velta í byggingariðnaði

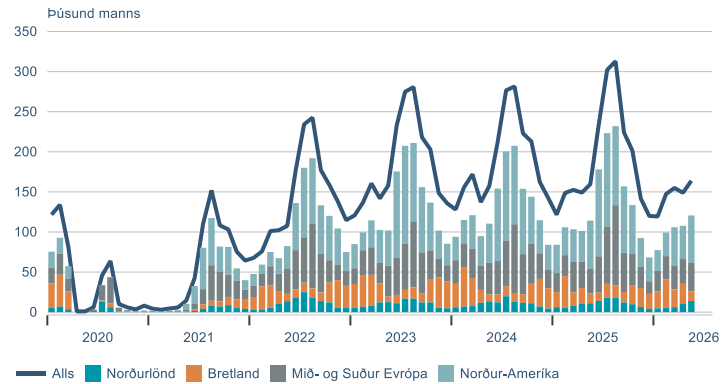


## Vísitala íbúðaverðs á höfuðborgarsvæðinu á mótí undirliggjandi efnahagsþætti

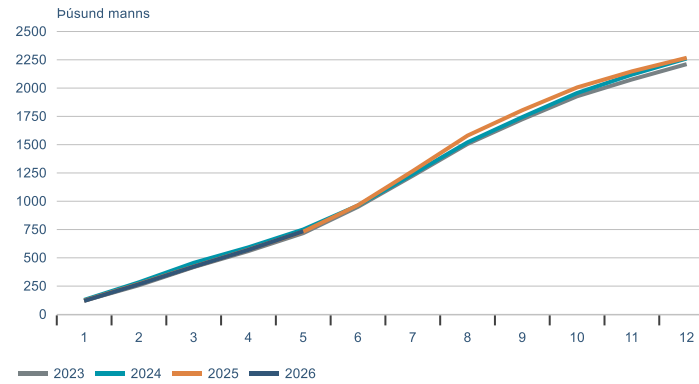


# Ferðaþjónusta

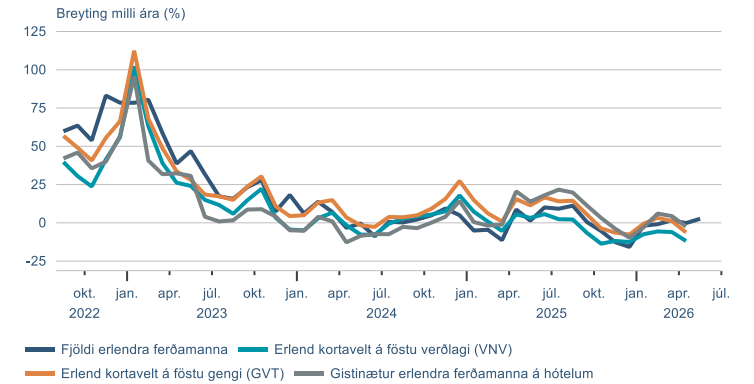
## Erlendir ferðamenn um Leifstöð



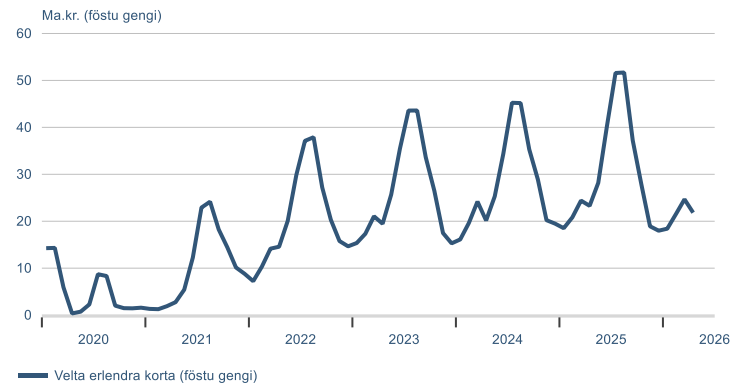
## Uppsafnaður fjöldi erlendra ferðamanna innan árs



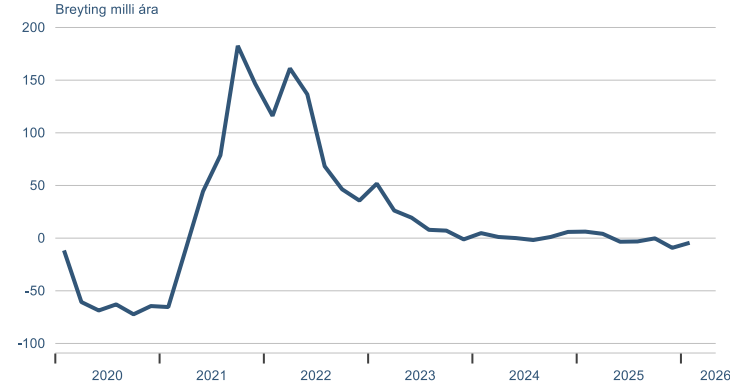
## Helstu hagvísar ferðaþjónustu



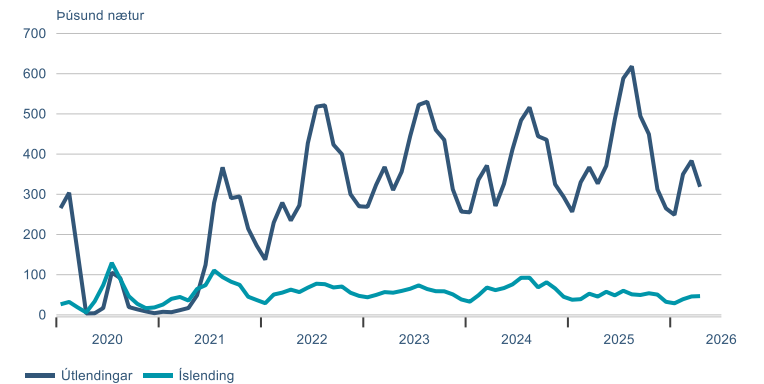
## Velta erlendra greiðslukorta



## Velta í ferðaþjónustu

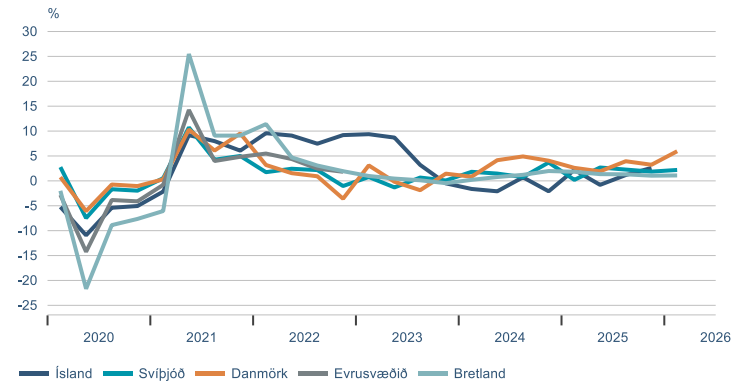


## Gistinætur á hótélum

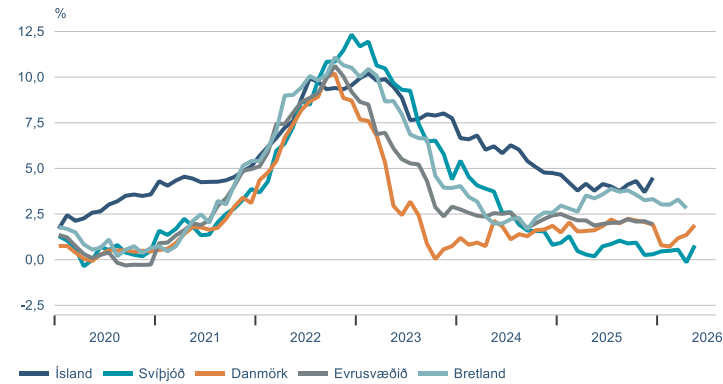


# Alþjóðlegur samanburður

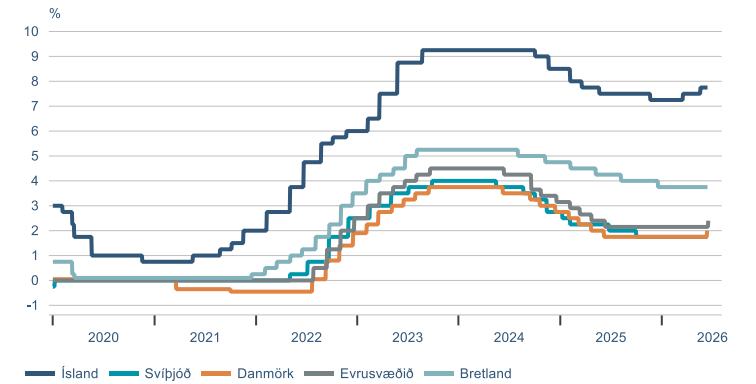
## Hagvöxtur



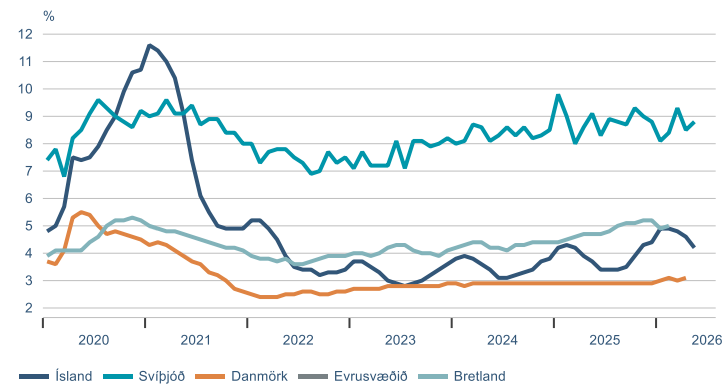
## Verðbólga



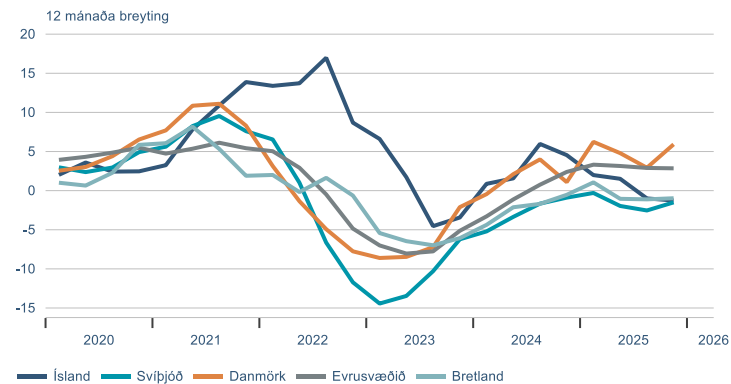
## Stýrivextir



## Atvinnuleysi



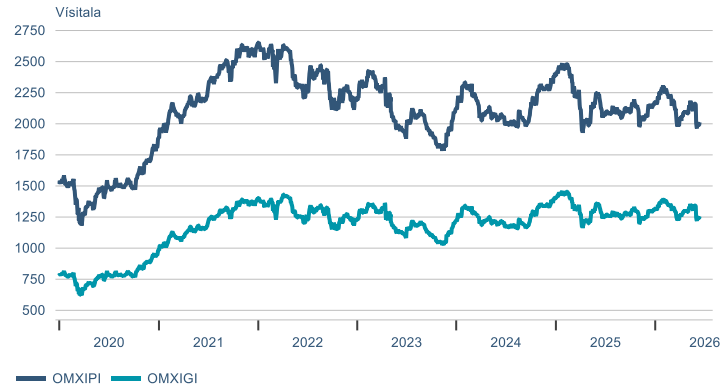
## Raunverð íbúða



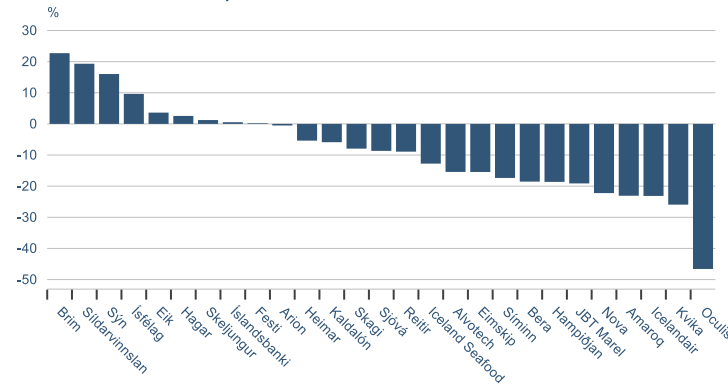
## ► Fjármálamarkaðir

# Hlutabréf

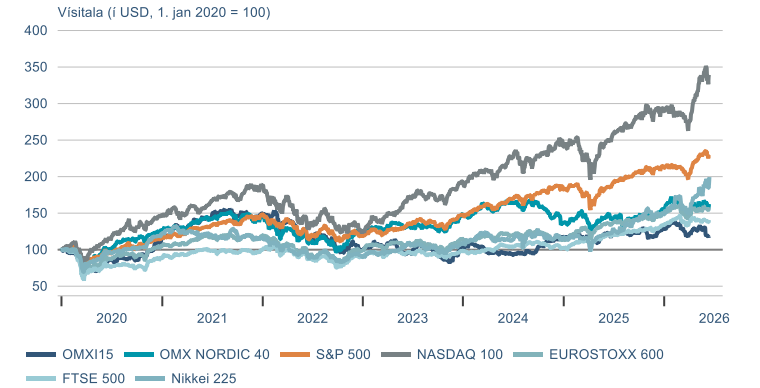
## OMX-vísitölur



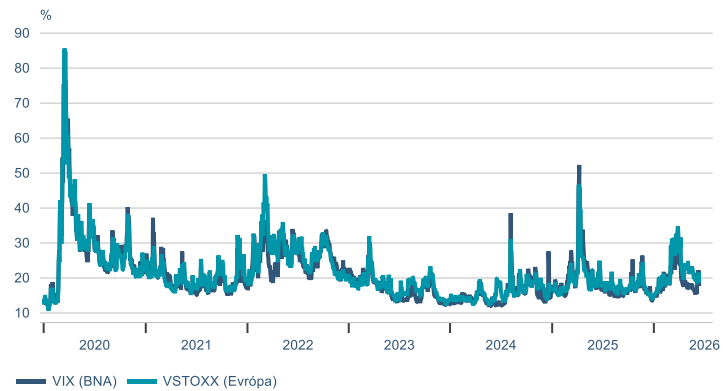
## Það sem af er ári \*)



## Hlutabréfavísitölur

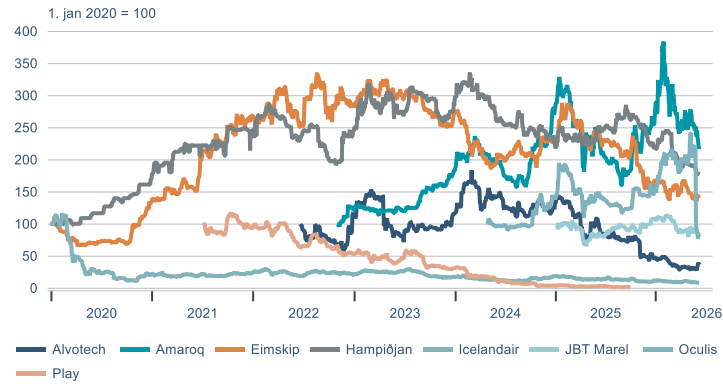


## Vix-vísitölur

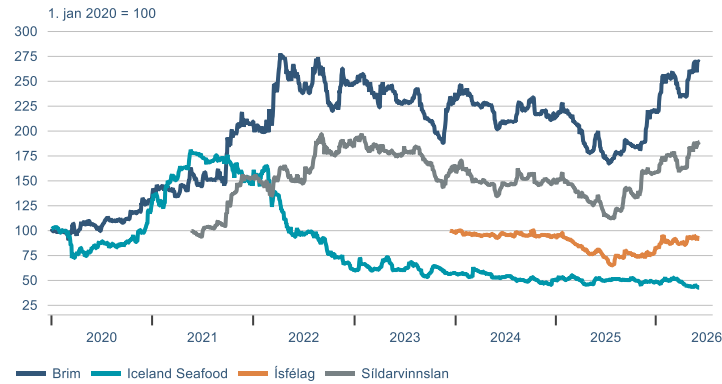


# Hlutabréf

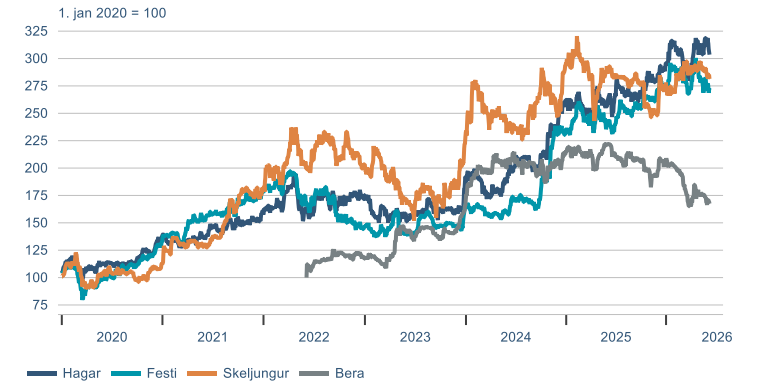
## Félög með tekjur í erlendri mynt



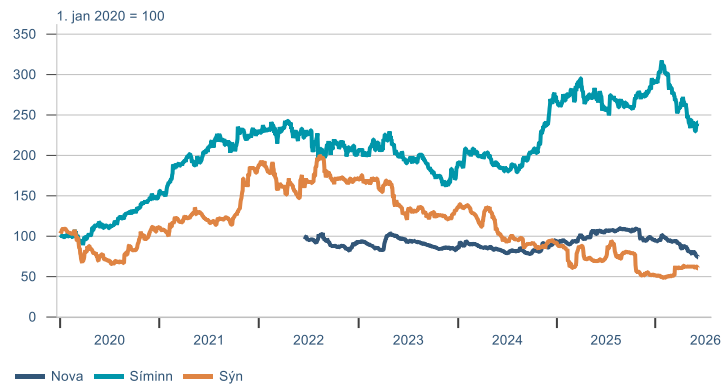
## Útvegsfyrirtæki



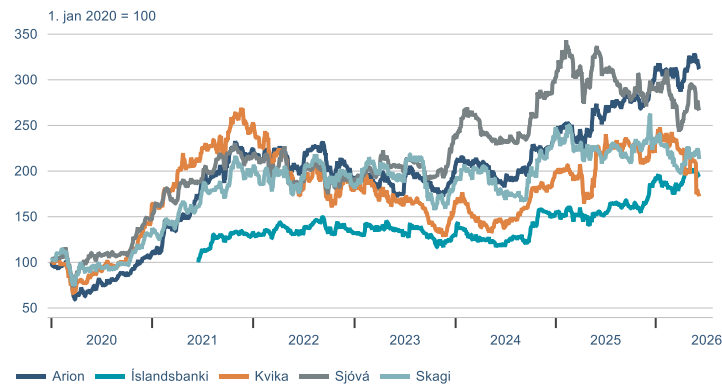
## Heild- og smásala



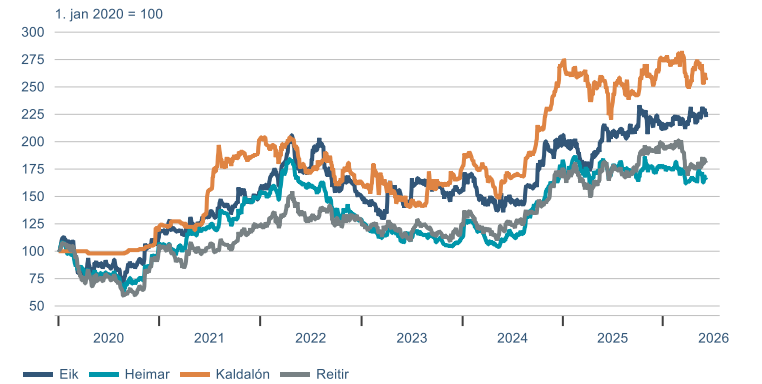
## Tæknifyrirtæki



## Fjármálfyrirtæki

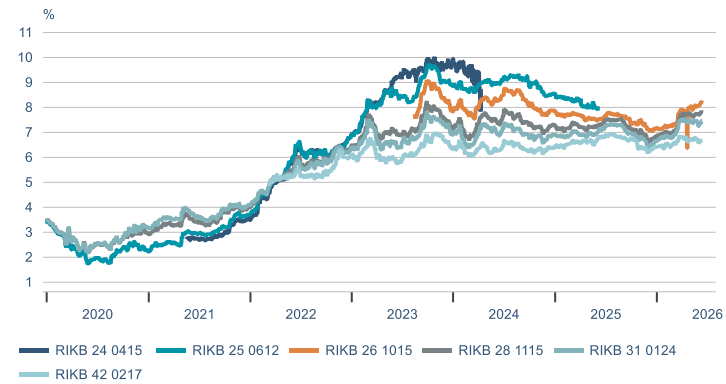


## Fasteignafélög

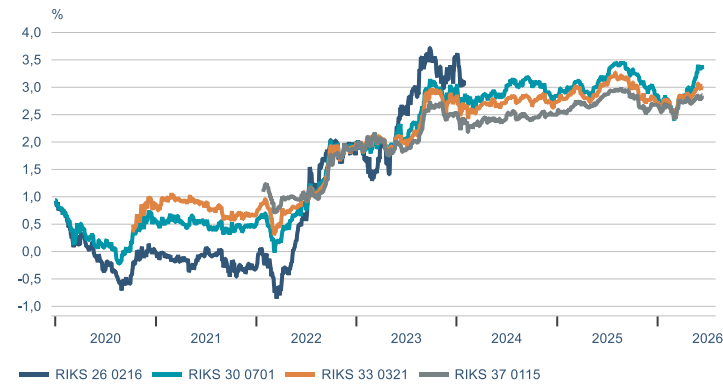


# Skuldabréf

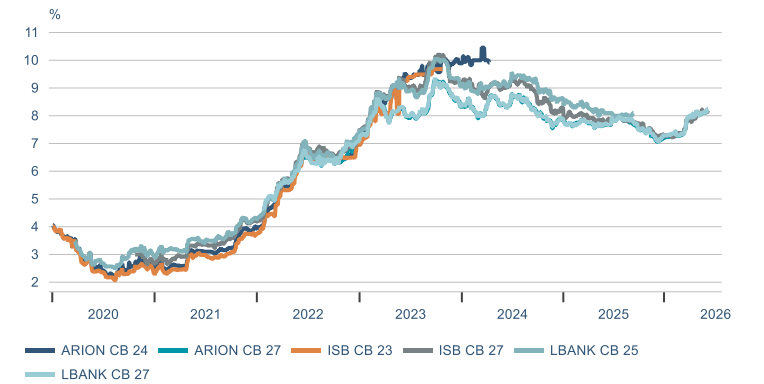
## Óverðtryggð ríkisbréf



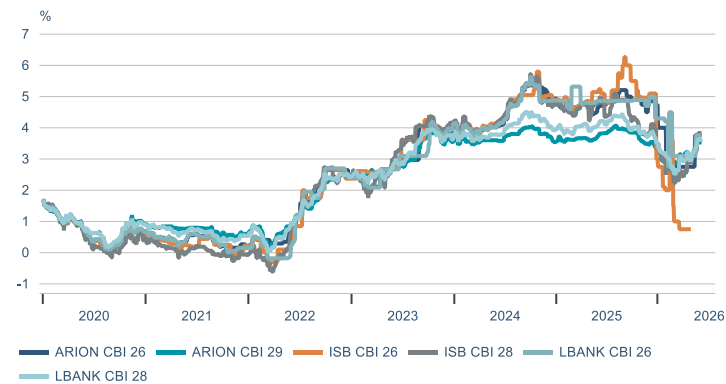
## Verðtryggð ríkisbréf



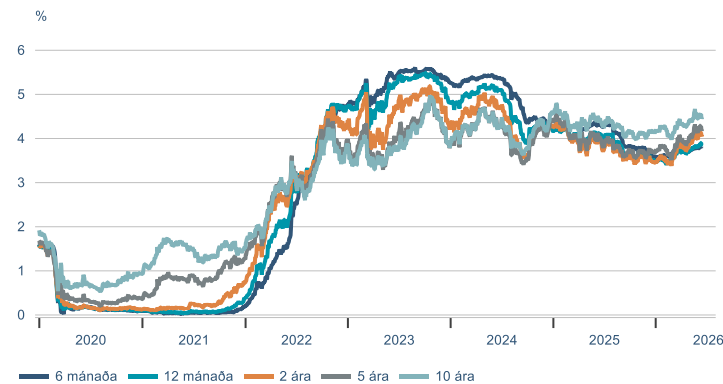
## Sértryggð skuldabréf - óverðtryggð



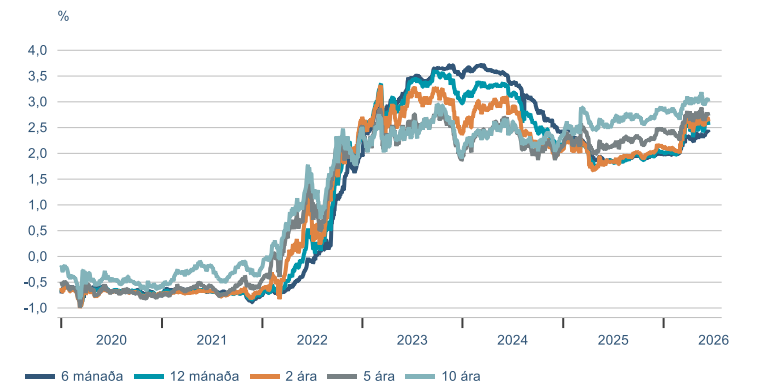
## Sértryggð skuldabréf - verðtryggð



## Bandarísk ríkisskuldabréf

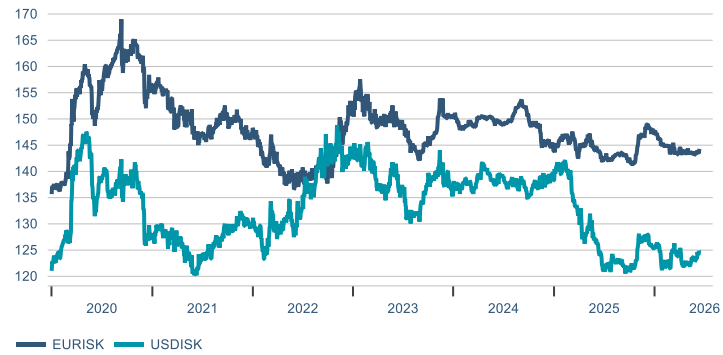


## Þýsk ríkisskuldabréf

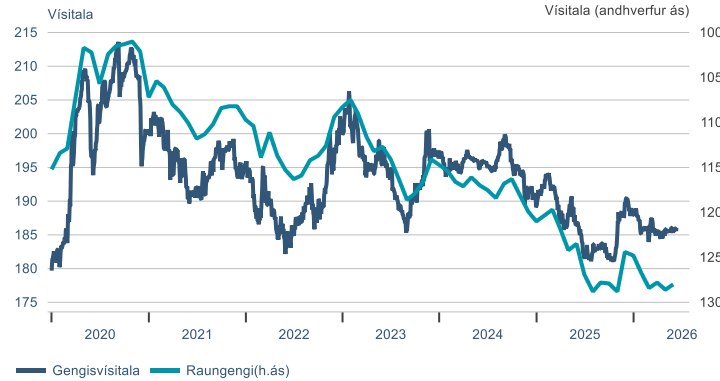


# Gjaldeyrir

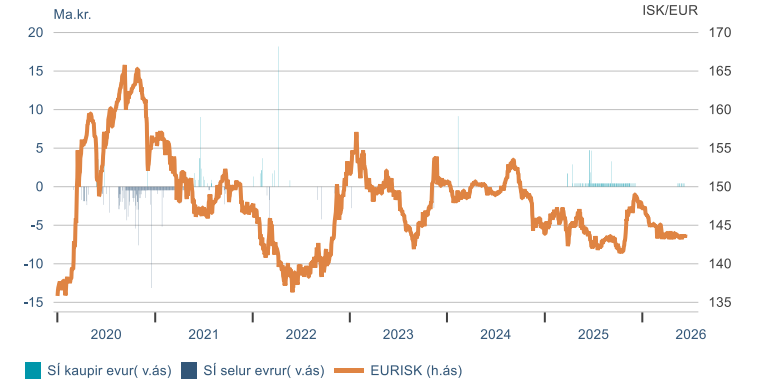
## Gengi krónunnar



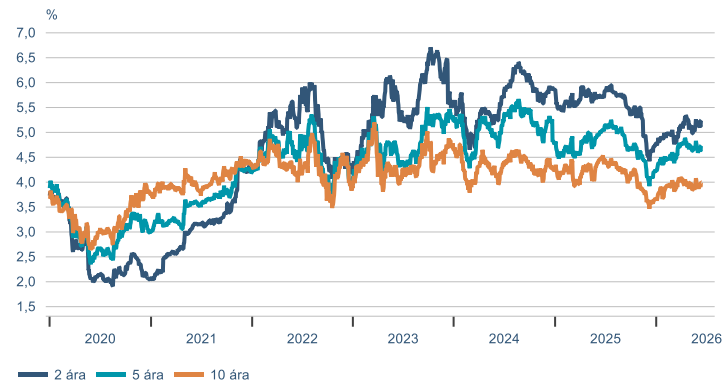
## Gengisvísitala



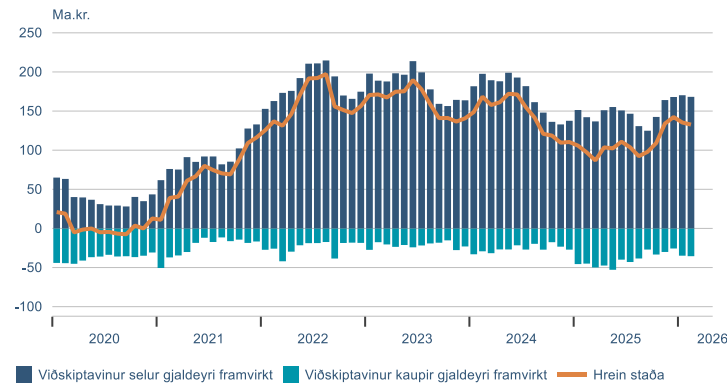
## Inngrip SÍ



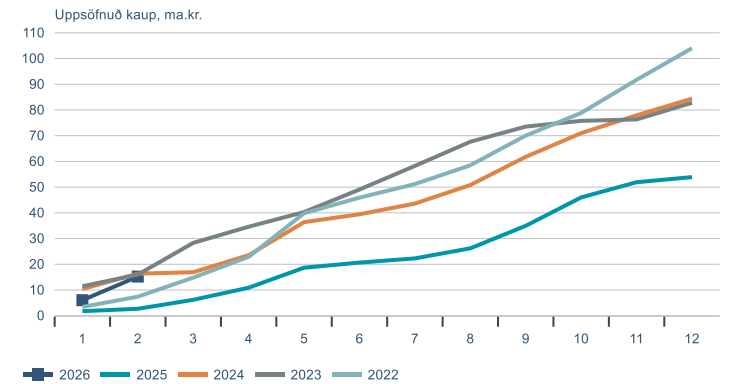
## Vaxtamunur við evru



## Staða framvirkra samninga með gjaldeyri

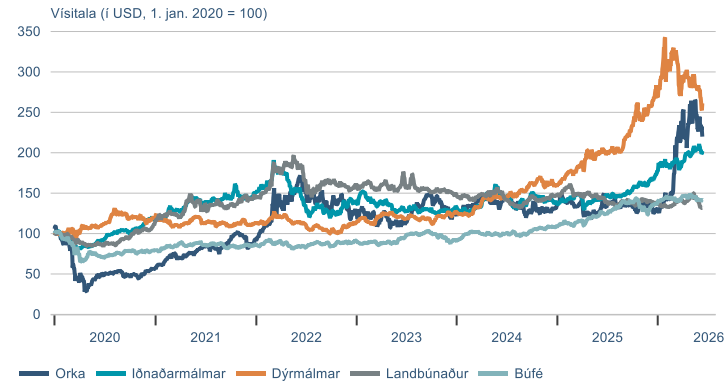


## Hrein gjaldeyriskaup lífeyrissjóða

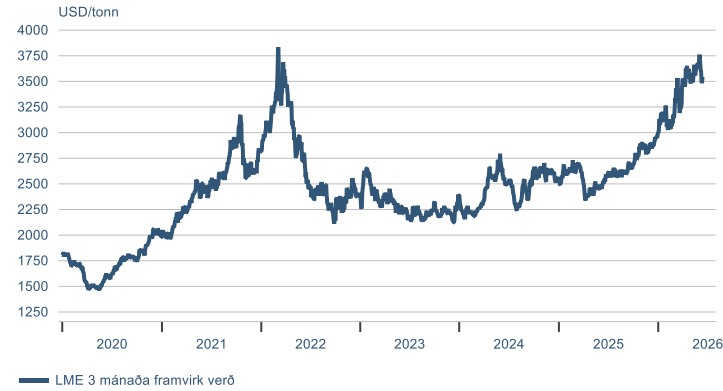


# Hrávörur

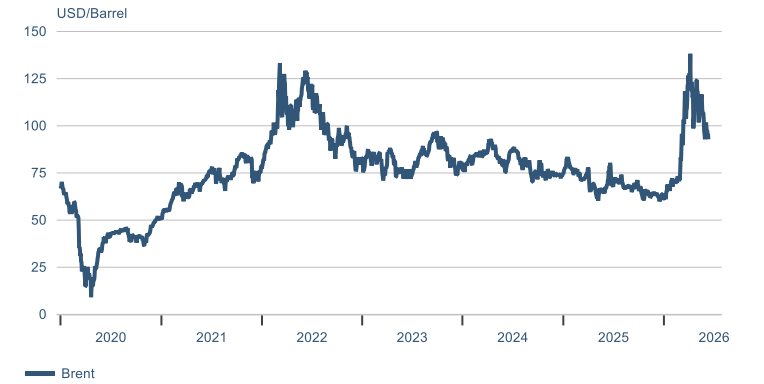
## S&P GSCI hrávörusvísitölur



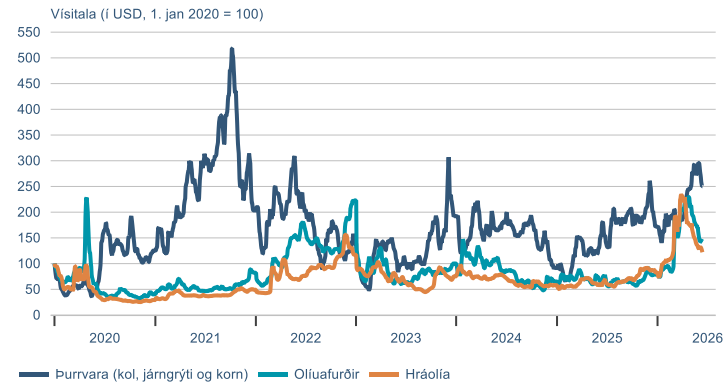
## Álverð



## Heimsmarkaðsverð á olíu



## Baltic exchange flutningsvísitölur



Hlutabréf		ávöxtun			
		Áramót	1M	3M	12M
OMXIPI	2.012	-7,5%	-6,6%	-6,0%	-8,0%
OMXIGI	1.255	-4,8%	-6,1%	-4,1%	-5,1%
Alvotech	528	-16,5%	24,5%	14,3%	-57,4%
Amaroq	146,0	-19,8%	-16,1%	-15,1%	-0,7%
Eimskip	232,0	-13,2%	-1,7%	-9,2%	-39,8%
Hampiðjan	83,0	-18,2%	-7,3%	-14,9%	-29,3%
Icelandair	0,7	-20,1%	-3,0%	-9,2%	-35,6%
John Bean	15.400	-20,2%	-8,3%	-12,0%	0,8%
Oculus	1.415	-44,9%	-63,0%	-57,5%	-42,5%
Brim	90,0	25,7%	6,5%	9,3%	44,3%
Iceland Seafood	4,3	-12,3%	-1,4%	-15,6%	-18,5%
Ísfélag	151,5	14,3%	1,0%	4,2%	19,6%
Síldarvinnslan	119,0	23,5%	8,2%	14,2%	51,3%
Festi	318,0	0,2%	-1,9%	-1,5%	12,7%
Hagar	122,0	6,8%	1,6%	9,7%	17,9%
Skeljungur	16,3	4,4%	0,0%	-0,6%	-0,9%
Bera	14,5	-18,5%	-4,0%	-5,8%	-24,5%
Nova	3,5	-17,5%	-5,4%	-16,7%	-26,6%
Síminn	11,8	-17,7%	1,7%	-10,3%	-14,2%
Sýn	21,0	16,0%	-3,7%	-1,9%	-16,0%
Arion	190,5	0,0%	-2,1%	0,3%	19,9%
Íslandsbanki	141,0	1,0%	-3,4%	4,9%	24,6%
Kvika	13,5	-12,4%	-4,0%	-13,1%	-8,2%
Sjóvá	39,2	-7,7%	-8,8%	0,4%	-18,4%
Skagi	18,0	-7,4%	-1,6%	4,1%	-3,0%
Eik	14,5	9,1%	0,7%	6,0%	9,9%
Heimar	35,0	-5,9%	-3,3%	-3,8%	-7,4%
Kaldalón	25,4	-6,6%	-5,2%	-8,0%	2,4%
Reitir	117,0	-7,5%	-0,8%	-3,7%	1,2%

Leiðrétt fyrir arðgreiðslum

Ríkisskuldabréf	krafa	verð	meðaltími	ávöxtun			
				áramót	1M	3M	12M
RIKB 26 1015	8,23%	99,5	0,3	2,8%	0,6%	1,6%	7,4%
RIKB 27 0415	8,08%	99,9	0,8	2,4%	0,6%	1,2%	7,2%
RIKB 28 1115	7,81%	94,0	2,3	1,0%	0,3%	0,4%	6,1%
RIKB 31 0124	7,42%	96,5	4,0	-0,1%	0,6%	0,4%	5,7%
RIKB 35 0917	6,95%	100,3	6,8	-0,3%	0,4%	0,7%	6,9%
RIKB 38 0215	6,87%	97,0	8,3	-0,5%	0,0%	0,4%	6,7%
RIKB 42 0217	6,70%	79,1	10,8	0,0%	0,9%	0,8%	7,6%
RIKS 29 0917	3,43%	100,2	3,1	3,5%	-0,3%	0,0%	
RIKS 30 0701	3,33%	99,7	3,7	3,3%	-0,3%	-0,1%	8,1%
RIKS 33 0321	3,00%	100,0	6,2	3,4%	0,0%	0,1%	8,9%
RIKS 37 0115	2,82%	83,6	10,0	3,6%	0,1%	0,7%	8,4%
RIKS 50 0915	2,69%	114,2	16,9	4,0%	-0,4%	-0,4%	

Gjaldeyrir		áramót			
		1M	3M	12M	
GVT	186,5	-0,8%	0,4%	-0,3%	0,7%
EUR	144,2	-2,0%	0,3%	-0,3%	0,4%
USD	124,7	-0,4%	1,8%	-0,5%	-0,7%
GBP	167,1	-1,1%	0,9%	-0,4%	-1,4%
DKK	19,3	-2,1%	0,3%	-0,3%	0,2%
SEK	13,2	-3,0%	0,0%	-2,3%	0,9%
NOK	13,1	5,1%	-2,0%	0,9%	5,3%
CHF	156,5	-1,2%	-0,2%	-2,3%	2,5%
JPY	0,78	-3,0%	0,1%	-1,3%	-10,0%

---

Þessi samantekt og/eða umfjöllun er markaðsefni ætlað til upplýsingar en ekki sem grundvöllur viðskipta. Markaðsefni þetta felur hvorki í sér fjárfestingarráðgjöf né óháða fjárfestingargreiningu. Lagakröfur sem gilda um fjárfestingarráðgjöf og fjárfestingargreiningu eiga því ekki við, þ.m.t. bann við viðskiptum fyrir dreifingu.

Upplýsingar um þróun gengis innlendra hlutabréfa, skuldabréfa og/eða vísitalna koma frá Nasdaq Iceland – Kauphöllinni. Á vef Landsbankans er hægt að nálgast nánari upplýsingar með því að smella á viðkomandi hlutabréf, skuldabréfaflokk eða vísitölu. Upplýsingar um þróun gengis erlendra fjármálagerna, vísitalna og/eða sjóða koma frá aðilum sem Landsbankinn hefur metið áreiðanlega. Þróun gengis í fortíð gefur ekki vísbendingu um framtíðarþróun.

Upplýsingar um fyrri árangur sjóða Landsbréfa byggja á upplýsingum frá Landsbréfum. Á vef Landsbankans er hægt að nálgast nánari upplýsingar með því að smella á heiti viðkomandi sjóðs, þ.m.t. um árangur síðastliðinna fimm ára. Upplýsingar um fyrri árangur sjóða sýna nafnávöxtun, nema annað sé tekið fram. Ef fyrri árangur sjóða byggir á erlendum gjaldmiðli getur ávöxtun aukist eða minnkað vegna gengissveiflna. Árangur í fortíð gefur ekki áreiðanlega vísbendingu um framtíðarárangur.

Verðbréfi viðskipti fela í sér áhættu og eru lesendur hvattir til að kynna sér Áhættulýsingu vegna viðskipta með fjármálagerna og Stefnu Landsbankans um hagsmunaárekstra sem finna má á vef Landsbankans.

Landsbankinn hefur starfsleyfi sem viðskiptabanki samkvæmt lögum nr. 161/2002 um fjármálafyrirtæki og sætir eftirliti Fjármálaeftirlits Seðlabanka Íslands ([www.sedlabanki.is/fjarmalaeftirlit](http://www.sedlabanki.is/fjarmalaeftirlit)).