

Vikubyrjun 18. maí 2026

Greiningardeild Landsbankans



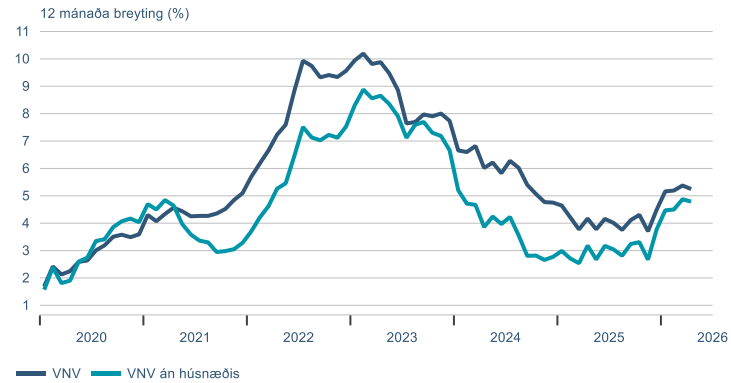
Dagatal

Vikud.	Dag.	kl.	Viðburður	tímabil	Birtingaraðili
mán	18. maí.		Tilkynning Útboð ríkisvíxla (RIKV 26 1118) 09:00 Útboð verðbréfa	1F apr	Kaldalón Lánamál ríkisins Seðlabankinn
þri	19. maí.		Vísitala íbúðaverðs 09:00 Greiðslumiðlun 09:00 Tryggingafélög Skuldabréfaútboð (AL040629)	apr apr apr	HMS Seðlabankinn Seðlabankinn Alma
mið	20. maí.	08:30 08:35	Vaxtaákvörðun Peningamál Vísitala leiguverðs á höfuðborgarsvæðinu	2F apr	Seðlabankinn Seðlabankinn HMS
fim	21. maí.		Mánaðarskýrsla Hagdeildar Árshlutauppgjör Aðalfundur	maí 1F	HMS Síldarvinnslan Hagar
fös	22. maí.	09:00 09:00 09:00 09:00 09:00	Vísitala launa Útboð ríkisbréfa Samræmd vísitala neysluverðs Vísitala byggingarkostnaðar Vísitala framleiðsluverðs Innlánsstofnanir	apr apr maí apr apr	Hagstofan Lánamál ríkisins Hagstofan Hagstofan Hagstofan Seðlabankinn

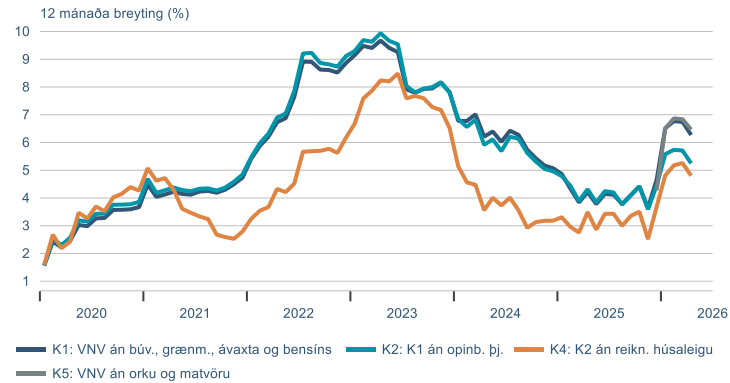
▶ Efnahagsmál

Verðlag

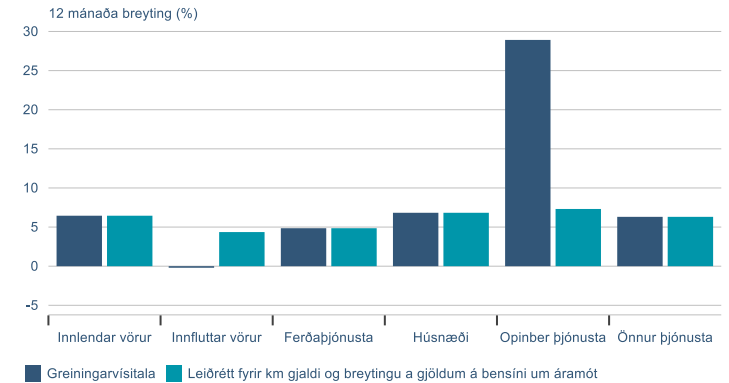
Visitala neysluverðs



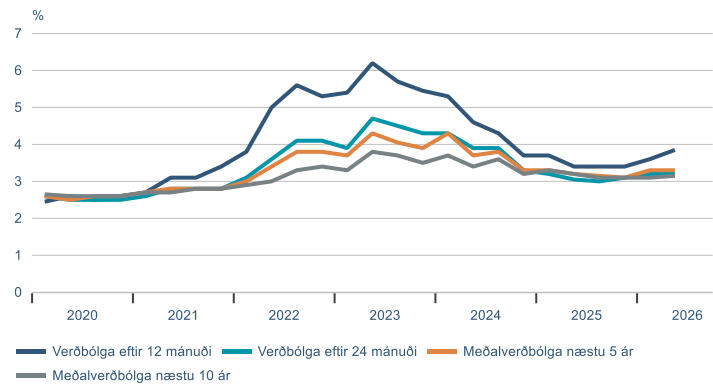
Kjarnavísitölur



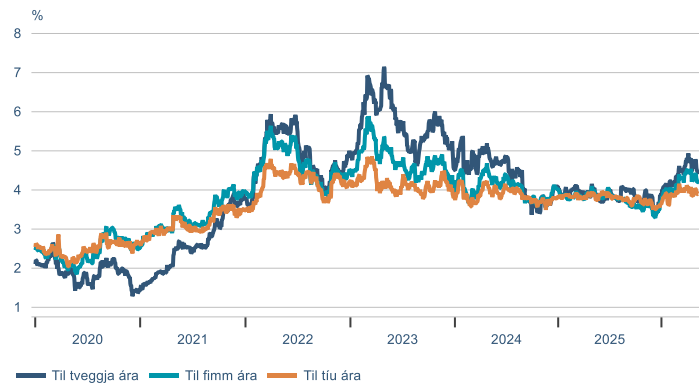
Eftir eðli og uppruna



Væntingakönnun markaðsaðila

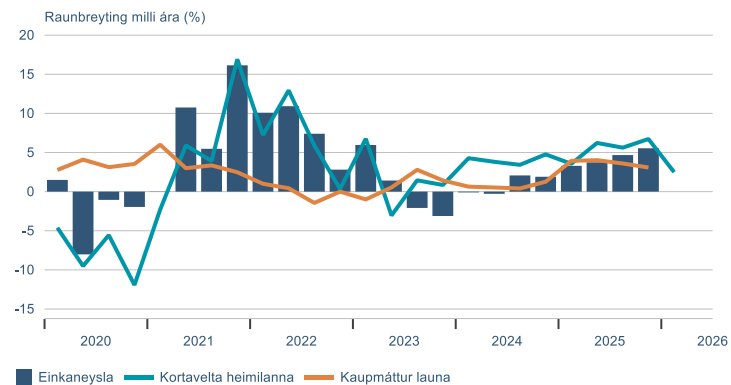


Verðbólguálag á skuldabréfamarkaði

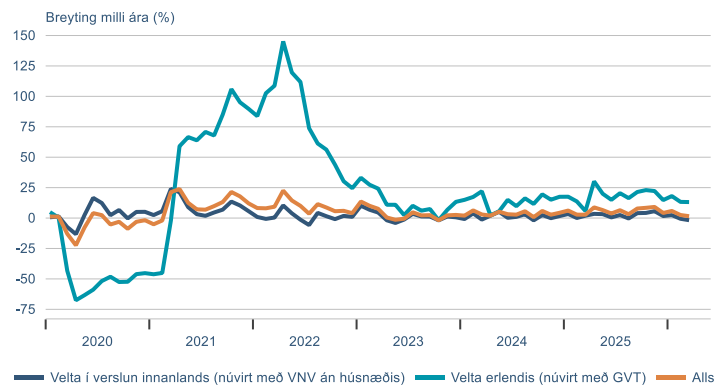


Heimili

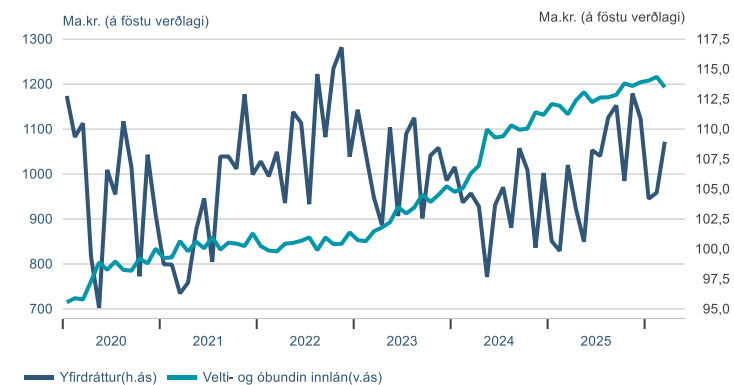
Einkaneysla, kortavelta og laun



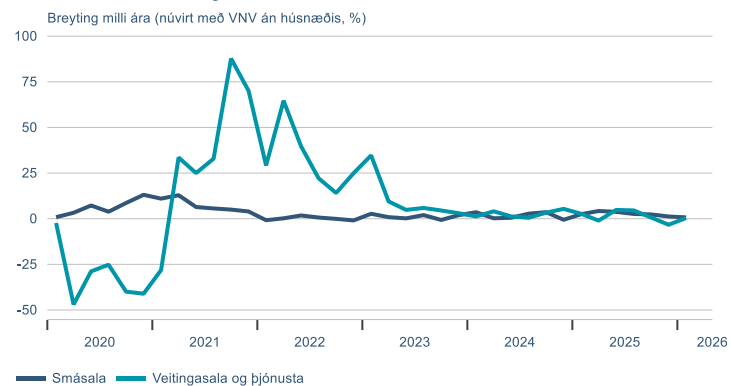
Greiðslukortavelta



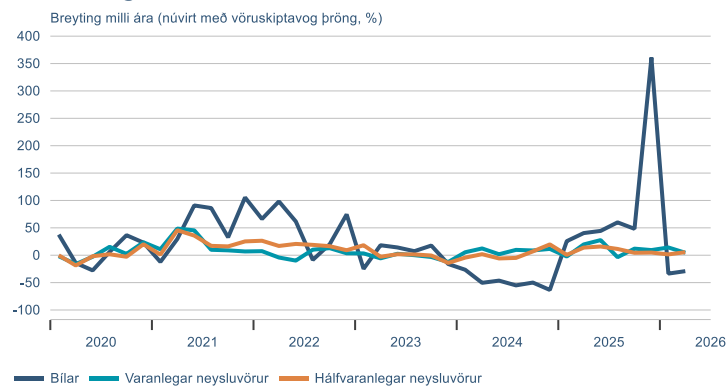
Innlán og yfirdráttur heimilanna



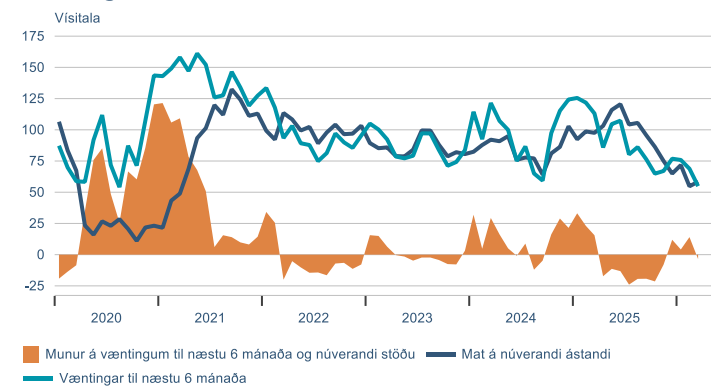
Velta skv. VSK-skýrslum



Innflutningur

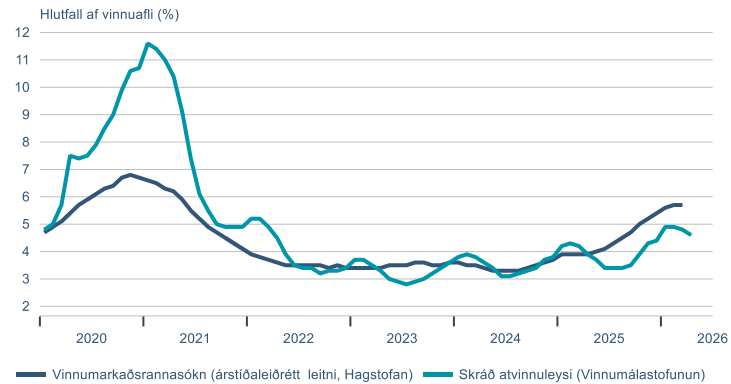


Væntingavísitala

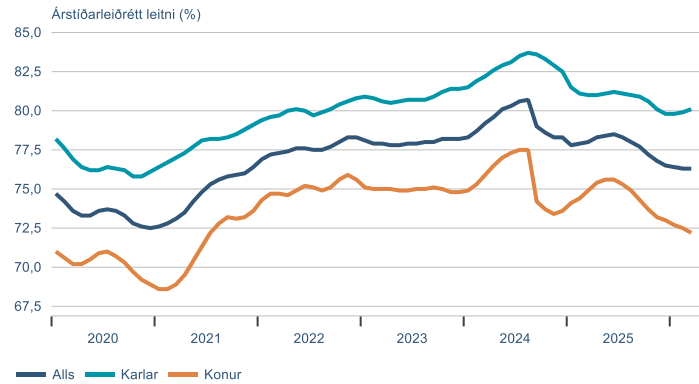


Vinnumarkaður

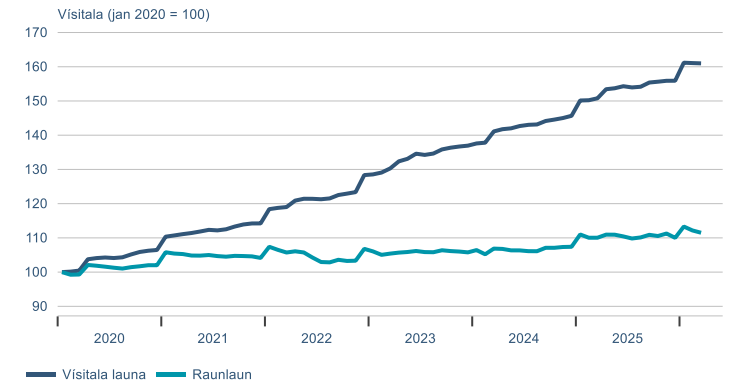
Atvinnuleysi



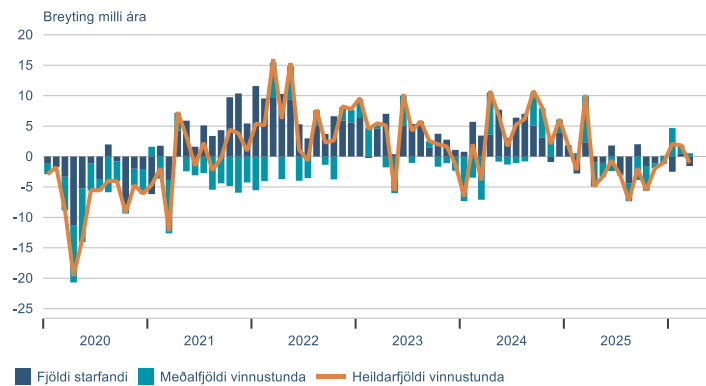
Atvinnuþátttaka



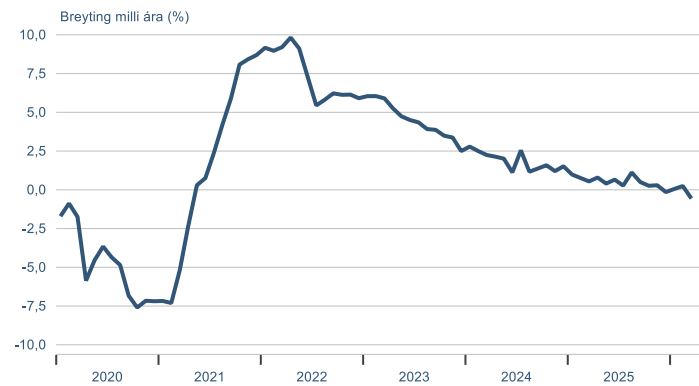
Laun



Fjöldi vinnustunda

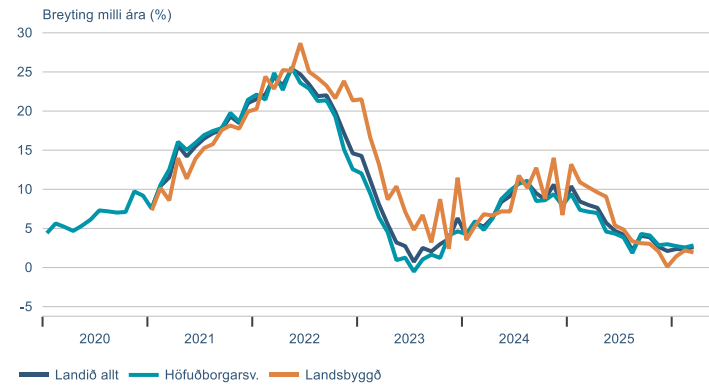


Fjöldi starfandi

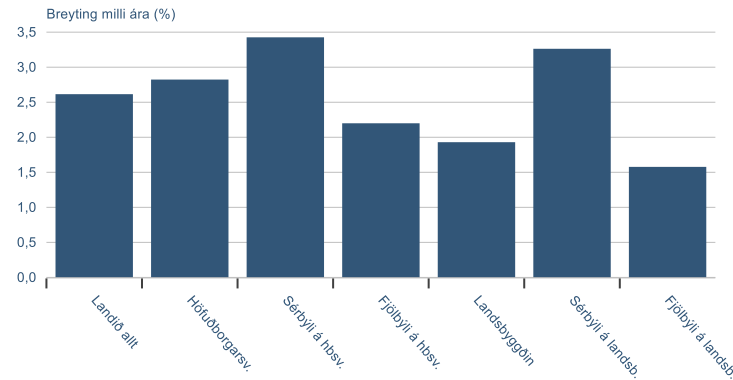


Fasteignamarkaður

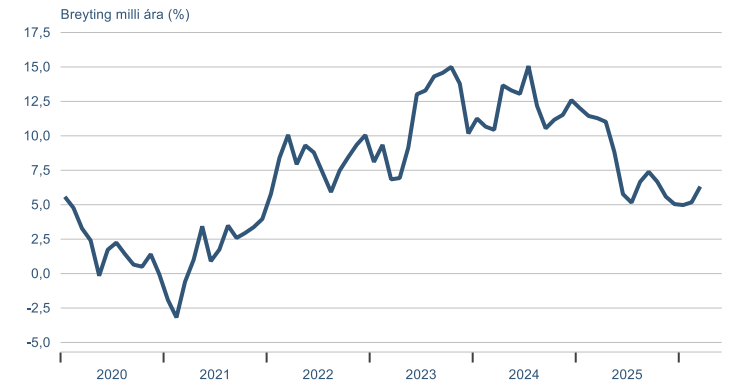
Vísitala íbúðaverðs



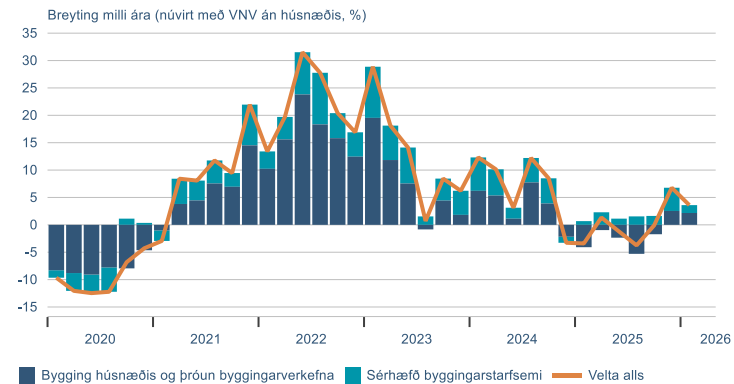
Eftir tegund húsnæðis



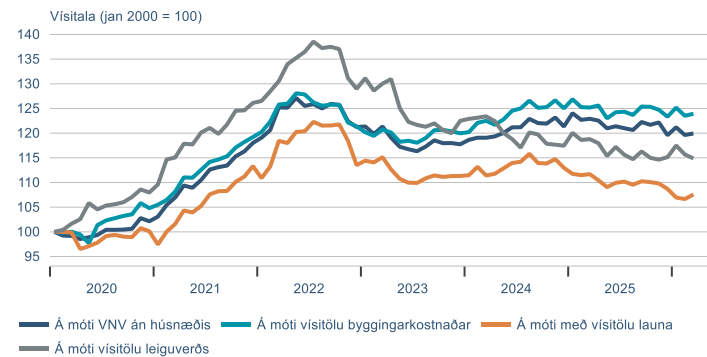
Vísitala leiguverðs



Velta í byggingariðnaði

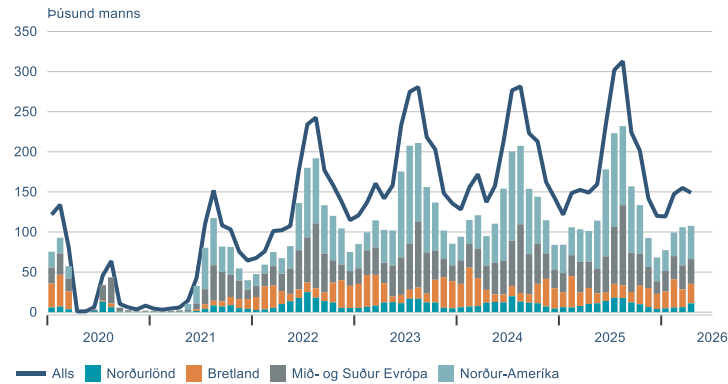


Vísitala íbúðaverðs á höfuðborgarsvæðinu á mótum undirliggjandi efnahagsþætti

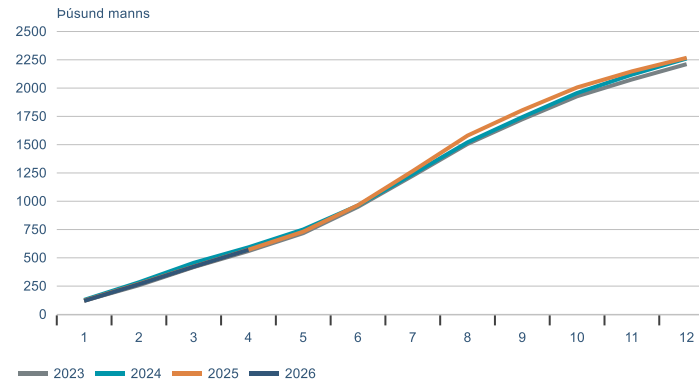


Ferðapjónusta

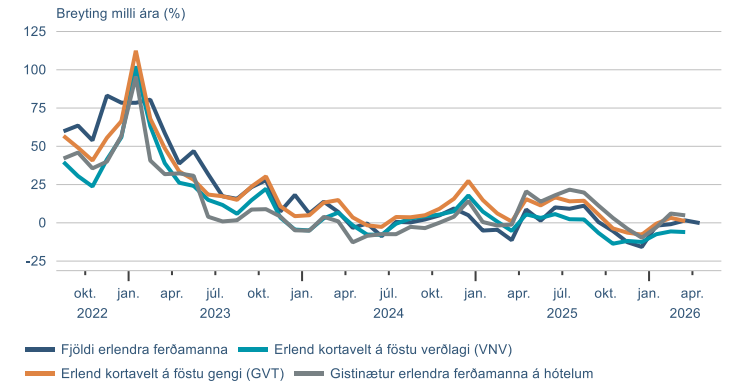
Erlendir ferðamenn um Leifstöð



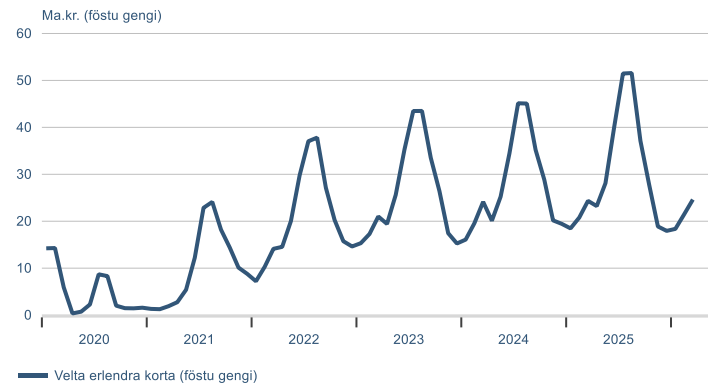
Uppsafnaður fjöldi erlendra ferðamanna innan árs



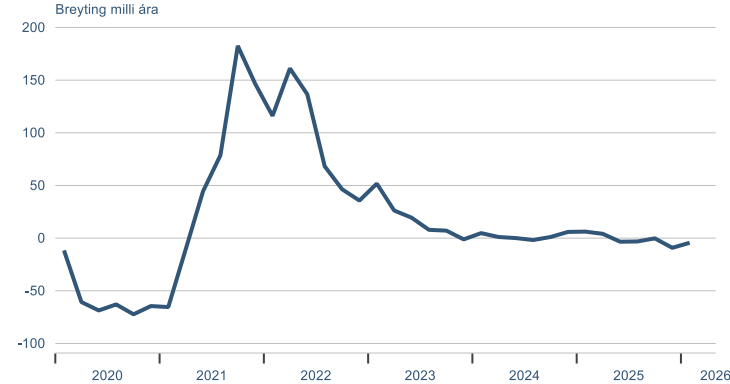
Helstu hagvísar ferðapjónustu



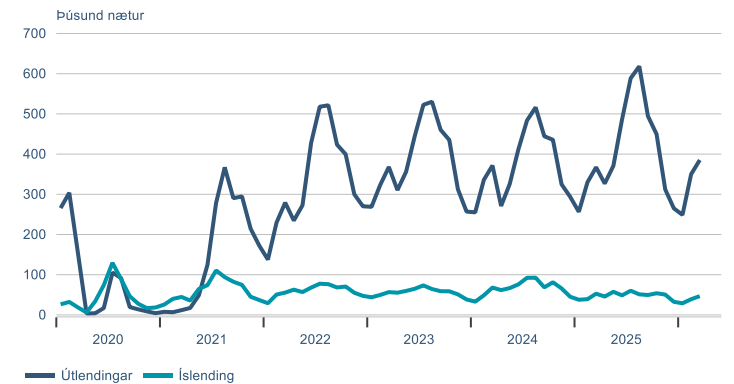
Velta erlendra greiðslukorta



Velta í ferðapjónustu

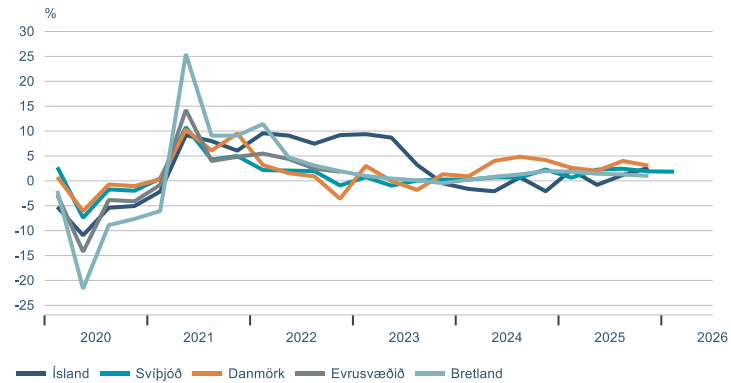


Gistinætur á hótélum

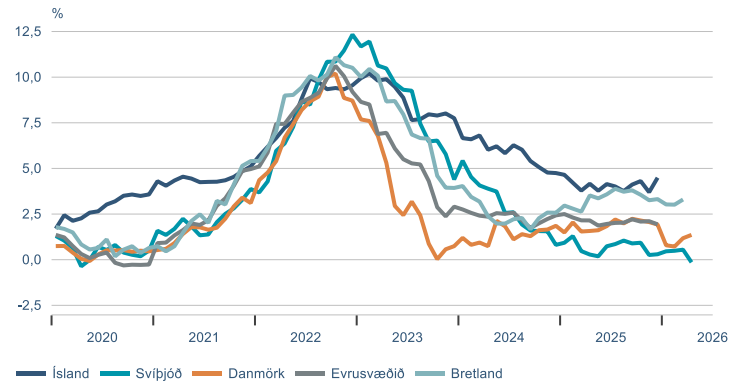


Alþjóðlegur samanburður

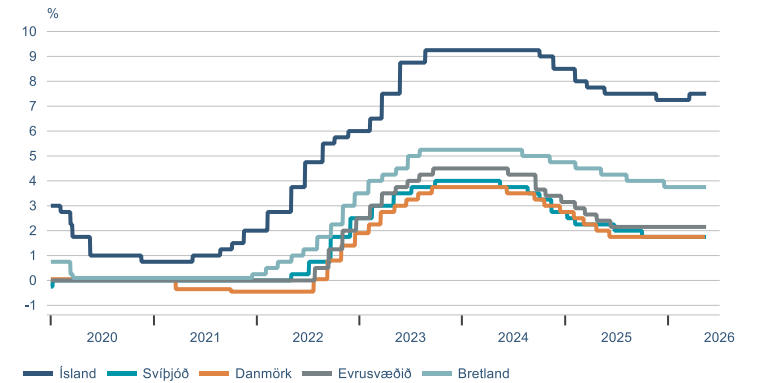
Hagvöxtur



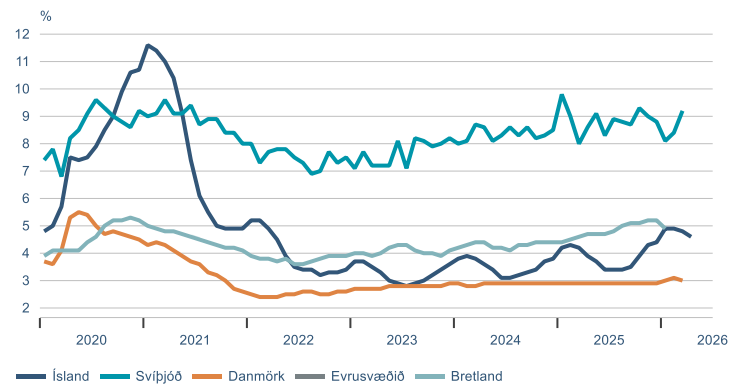
Verðbólga



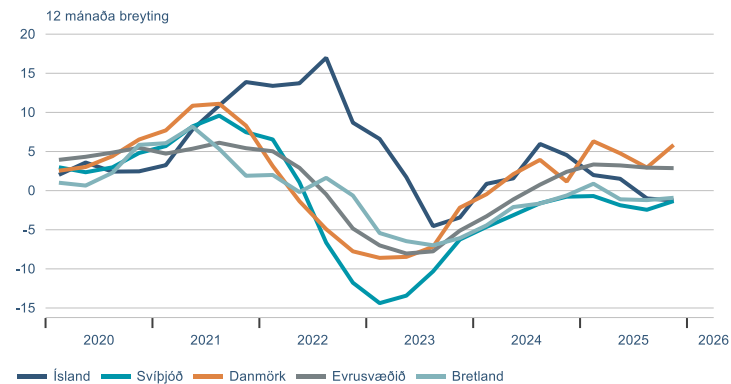
Stýrivextir



Atvinnuleysi



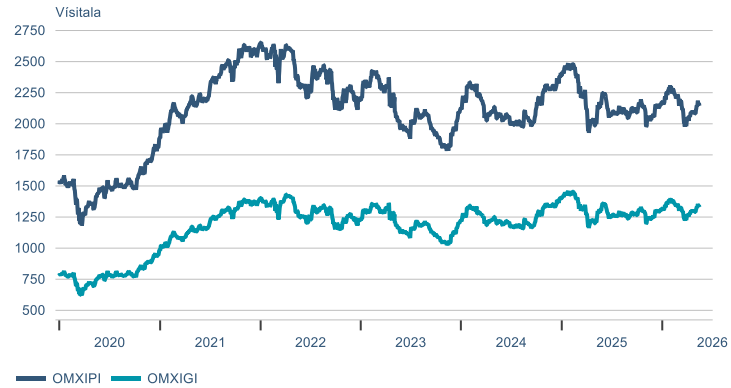
Rauverð íbúða



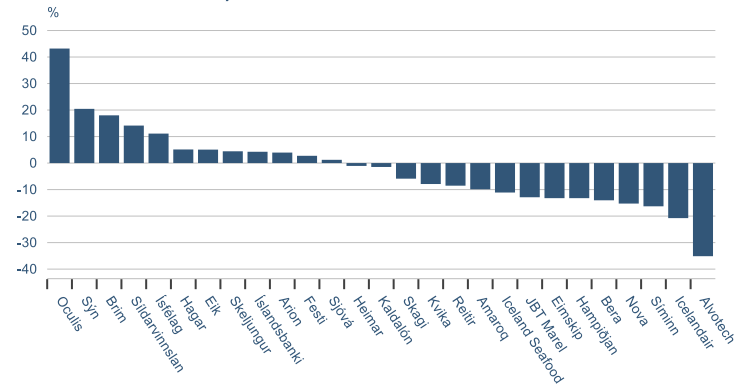
► Fjármálamarkaðir

Hlutabréf

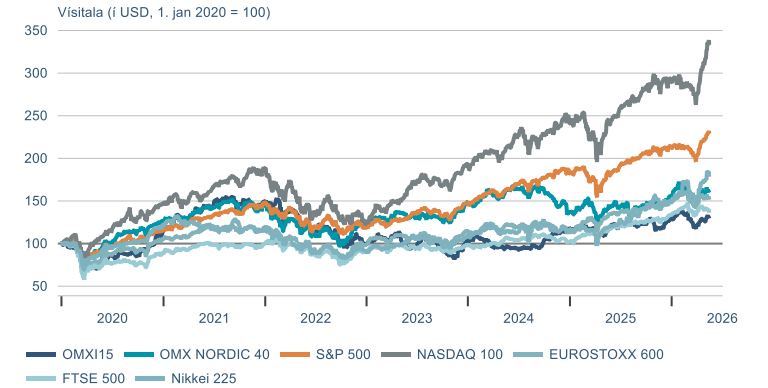
OMX-vísitölur



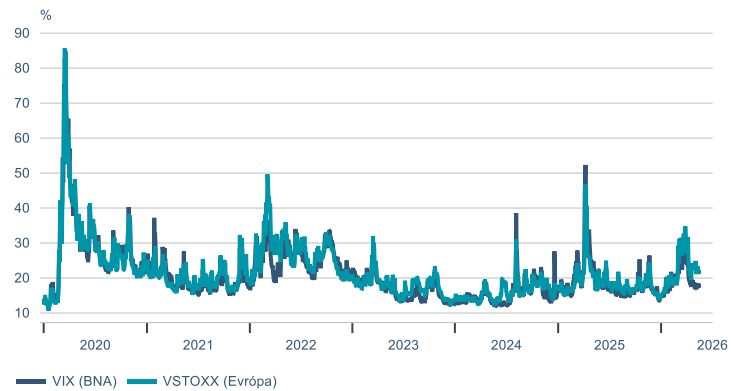
Það sem af er ári *)



Hlutabréfavisitölur



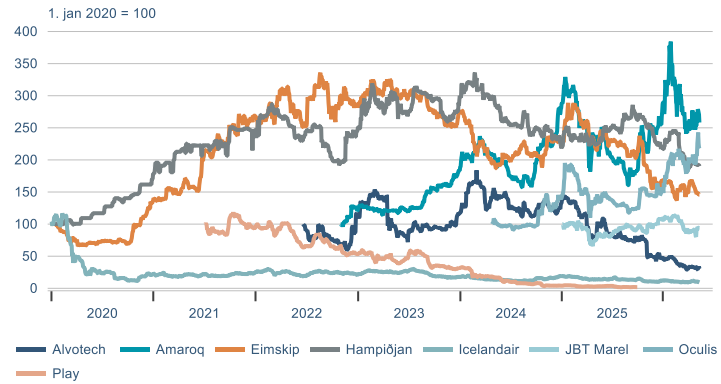
Vix-vísitölur



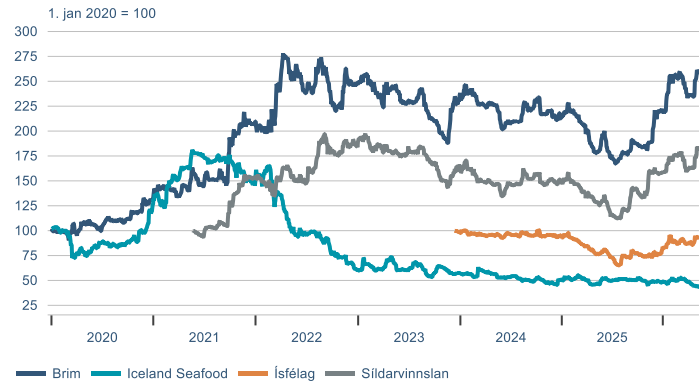
*) Leiðrétt fyrir arðgreiðslum
Heimild: Nasdaq Iceland, Kodiak, Macrobond Financials

Hlutabréf

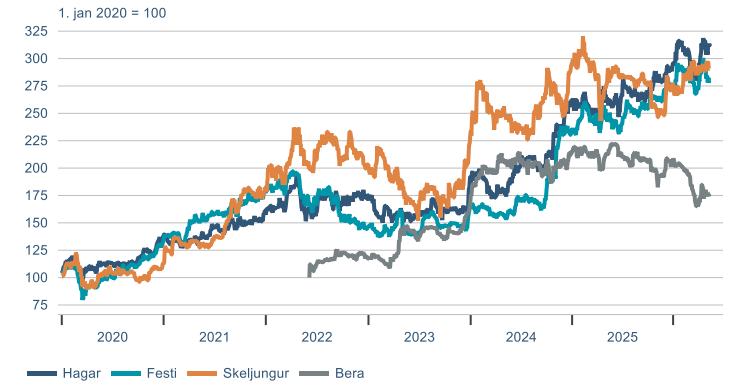
Félög með tekjur í erlendri mynt



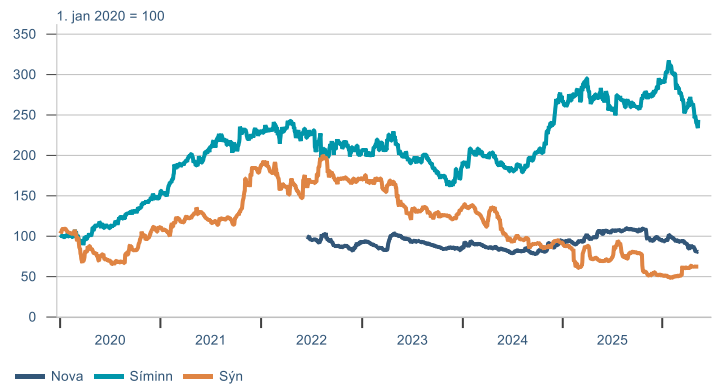
Útvegsfyrirtæki



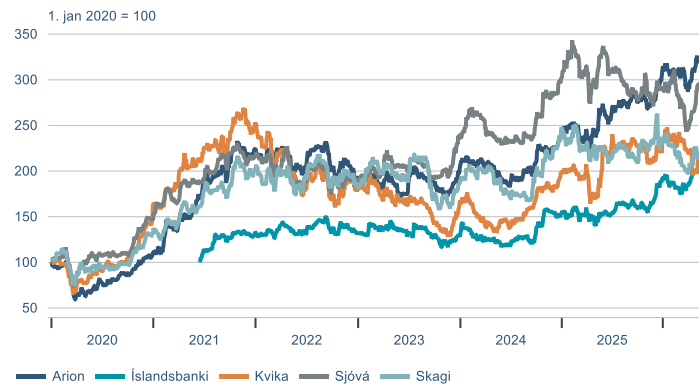
Heild- og smásala



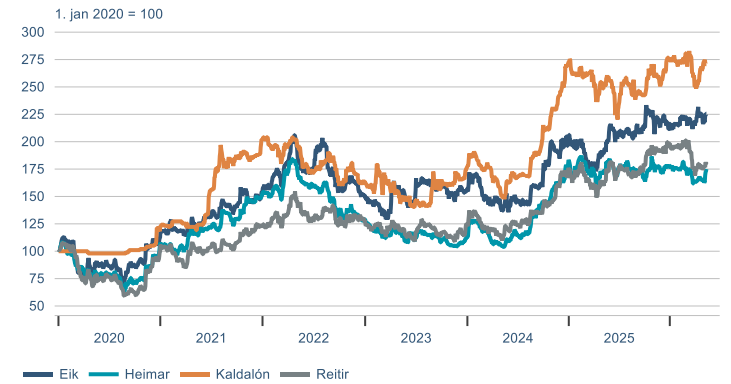
Tæknifyrirtæki



Fjármálfyrirtæki

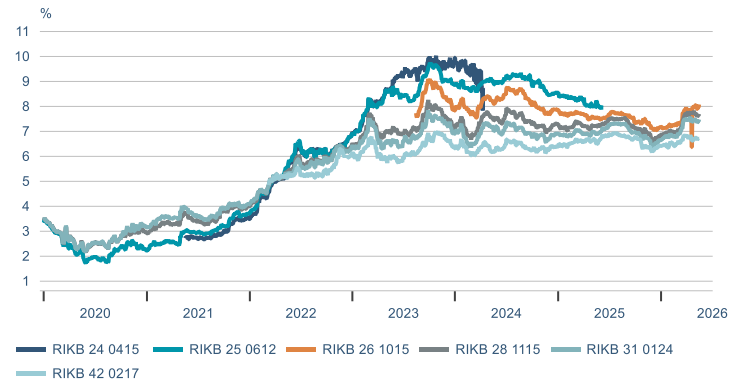


Fasteignafélög

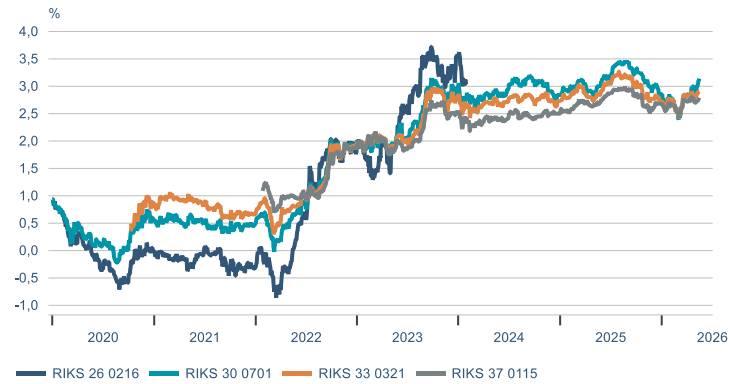


Skuldabréf

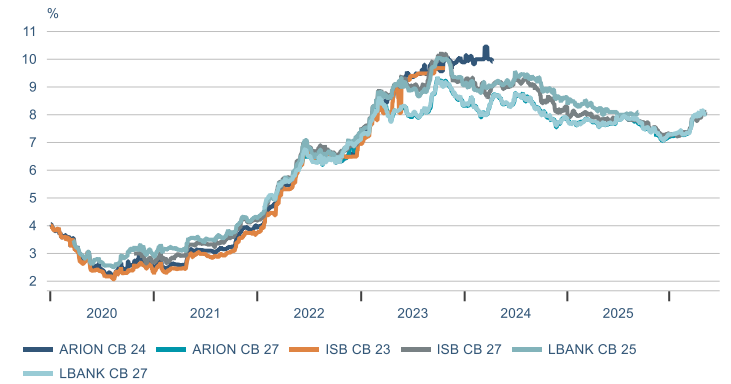
Óverðtryggð ríkisbréf



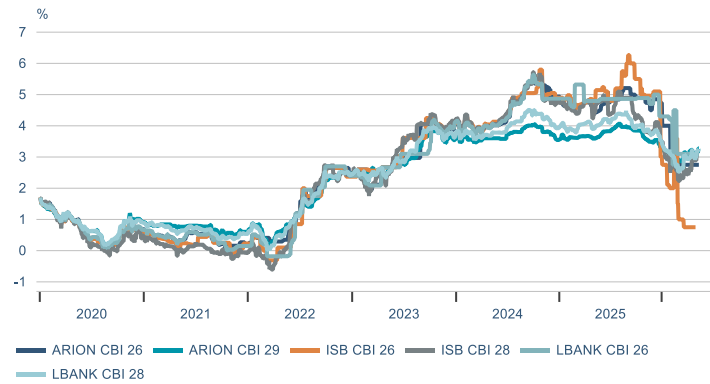
Verðtryggð ríkisbréf



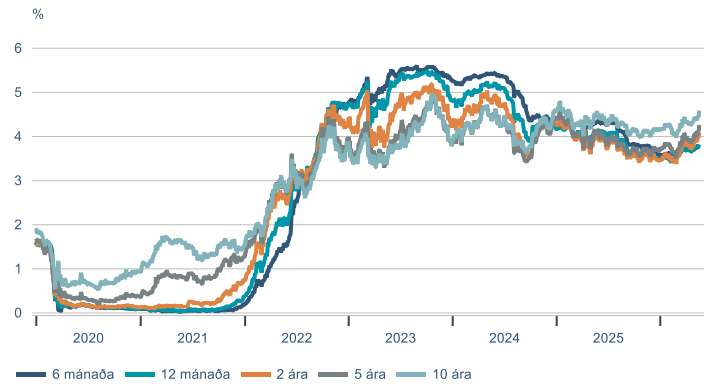
Sértryggð skuldabréf - óverðtryggð



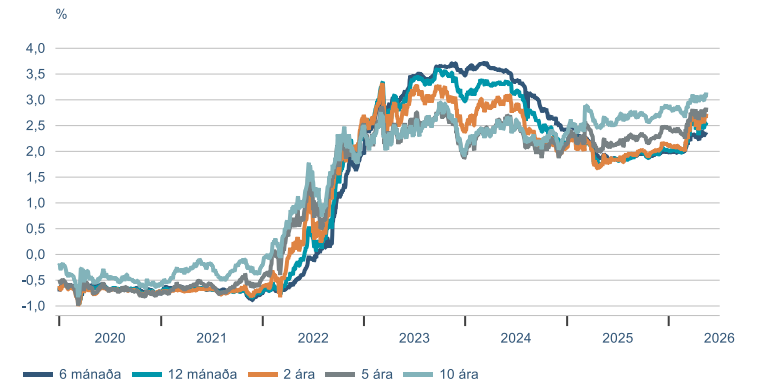
Sértryggð skuldabréf - verðtryggð



Bandarísk ríkisskuldabréf

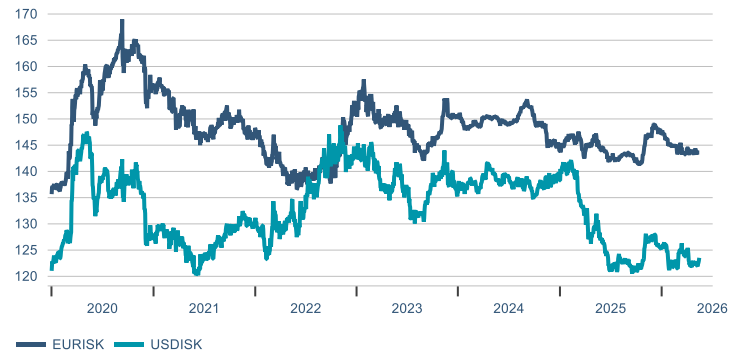


Þýsk ríkisskuldabréf

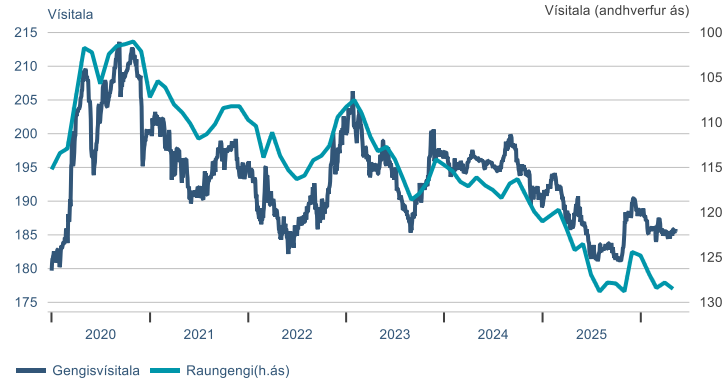


Gjaldeyrir

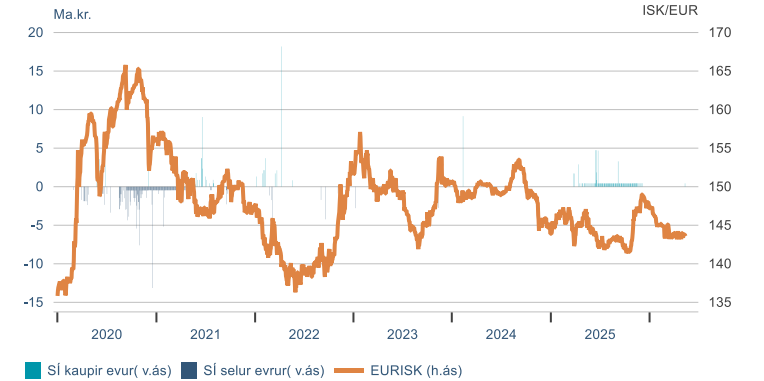
Gengi krónunnar



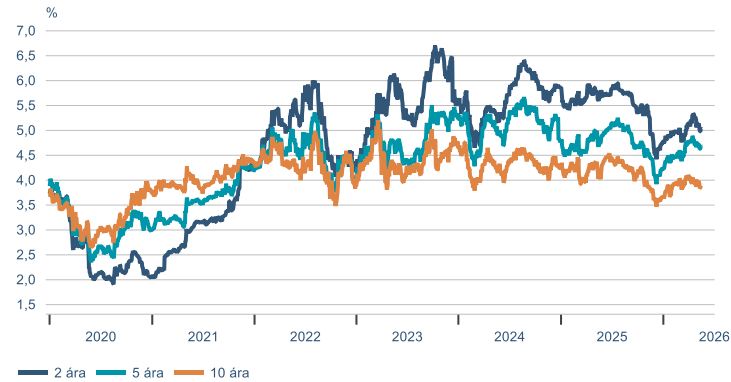
Gengisvísitala



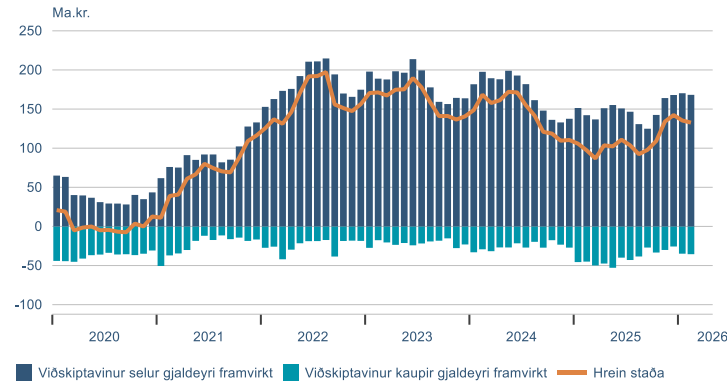
Inngrip SÍ



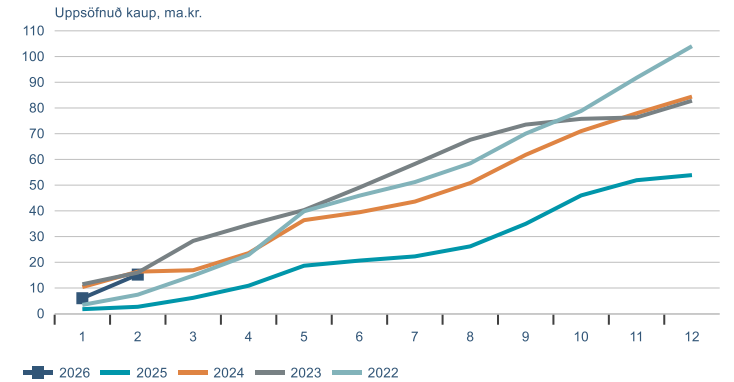
Vaxtamunur við evru



Staða framvirkra samninga með gjaldeyri

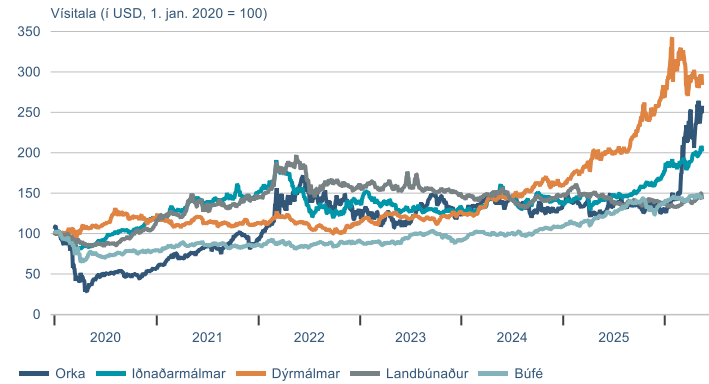


Hrein gjaldeyriskaup lífeyrissjóða



Hrávörur

S&P GSCI hrávörusvísitölur



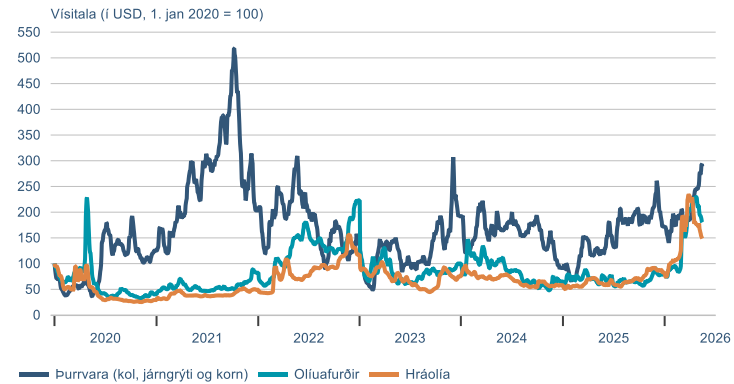
Álverð



Heimsmarkaðsverð á olíu



Baltic exchange flutningsvísitölur



Hlutabréf		ávöxtun			
		Áramót	1M	3M	12M
OMXIPI	2.145	-1,4%	2,7%	-4,3%	0,3%
OMXIGI	1.330	0,9%	2,8%	-2,1%	3,0%
Alvotech	410	-35,1%	-8,1%	-29,3%	-69,9%
Amaroq	164,0	-9,9%	-0,6%	-16,8%	18,4%
Eimskip	236,0	-11,7%	-13,9%	5,3%	-33,7%
Hampiðjan	88,5	-12,8%	-4,3%	-22,7%	-15,3%
Icelandair	0,7	-20,8%	-13,3%	-11,1%	-32,5%
John Bean	16.800	-12,9%	5,0%	-15,9%	9,4%
Oculus	3.680	43,2%	8,9%	5,1%	61,4%
Brim	84,5	18,0%	9,0%	0,9%	44,6%
Iceland Seafood	4,3	-11,1%	-3,1%	-12,2%	-5,7%
Ísfélag	150,0	13,2%	7,1%	6,1%	24,2%
Síldarvinnslan	110,0	14,1%	10,6%	2,6%	41,6%
Festi	326,0	2,7%	-4,7%	-0,9%	14,4%
Hagar	123,0	5,1%	0,8%	2,5%	18,7%
Skeljungur	16,3	4,4%	-1,2%	2,6%	0,8%
Bera	15,3	-14,0%	-4,4%	-11,0%	-18,6%
Nova	3,7	-13,2%	-8,5%	-14,0%	-21,9%
Síminn	12,0	-16,3%	-9,1%	-19,1%	-10,2%
Sýn	21,8	20,4%	-1,8%	24,6%	-12,1%
Arion	198,0	4,0%	8,5%	6,6%	28,0%
Íslandsbanki	145,6	4,3%	3,9%	10,6%	36,7%
Kvika	16,6	-7,9%	-4,6%	-5,3%	16,9%
Sjóvá	43,0	1,2%	12,0%	0,1%	-5,9%
Skagi	18,3	-5,9%	4,0%	0,2%	-4,4%
Eik	14,5	9,1%	1,0%	4,9%	21,9%
Heimar	36,8	-1,1%	5,1%	-2,1%	0,8%
Kaldalón	26,8	-1,5%	5,5%	-1,5%	7,6%
Reitir	118,0	-6,7%	0,9%	-5,2%	12,5%

Leiðrétt fyrir arðgreiðslum

Ríkisskuldabréf		ávöxtun					
		krufa	verð	meðaltími	áramót	1M	3M
RIKB 26 1015	8,11%	99,4	0,4	2,2%	0,6%	1,4%	7,4%
RIKB 27 0415	7,93%	100,0	0,9	1,9%	0,6%	1,1%	7,1%
RIKB 28 1115	7,72%	94,0	2,3	0,6%	0,8%	0,1%	6,0%
RIKB 31 0124	7,48%	96,2	4,1	-0,8%	1,0%	-1,0%	4,5%
RIKB 35 0917	6,97%	100,1	6,8	-0,9%	1,3%	-0,4%	4,8%
RIKB 38 0215	6,86%	97,1	8,4	-0,9%	1,1%	-0,5%	5,1%
RIKB 42 0217	6,71%	78,9	10,9	-0,6%	1,8%	-0,7%	4,7%
RIKS 29 0917	3,15%	101,1	3,1	3,8%	0,0%	1,5%	
RIKS 30 0701	3,11%	100,5	3,8	3,5%	0,0%	1,2%	8,0%
RIKS 33 0321	2,92%	100,5	6,3	3,3%	0,4%	1,4%	8,0%
RIKS 37 0115	2,79%	83,7	10,1	3,3%	0,4%	1,3%	7,4%
RIKS 50 0915	2,64%	115,3	17,0	4,4%	1,0%	2,9%	

Gjaldeyrir		áramót			
		1M	3M	12M	
GVT	185,6	-1,3%	0,2%	-0,1%	-1,4%
EUR	143,6	-2,4%	-0,3%	-0,9%	-1,0%
USD	123,5	-1,4%	1,0%	1,1%	-4,6%
GBP	165,0	-2,4%	-0,4%	-0,8%	-4,3%
DKK	19,2	-2,5%	-0,3%	-1,0%	-1,2%
SEK	13,1	-3,9%	-1,5%	-4,2%	-2,2%
NOK	13,2	6,4%	2,2%	3,4%	5,6%
CHF	157,0	-0,9%	0,6%	-1,2%	1,6%
JPY	0,78	-2,9%	1,4%	-2,3%	-12,0%

Þessi samantekt og/eða umfjöllun er markaðsefni ætlað til upplýsingar en ekki sem grundvöllur viðskipta. Markaðsefni þetta felur hvorki í sér fjárfestingarráðgjöf né óháða fjárfestingargreiningu. Lagakröfur sem gilda um fjárfestingarráðgjöf og fjárfestingargreiningu eiga því ekki við, þ.m.t. bann við viðskiptum fyrir dreifingu.

Upplýsingar um þróun gengis innlendra hlutabréfa, skuldabréfa og/eða vísitalna koma frá Nasdaq Iceland – Kauphöllinni. Á vef Landsbankans er hægt að nálgast nánari upplýsingar með því að smella á viðkomandi hlutabréf, skuldabréfaflokk eða vísitölu. Upplýsingar um þróun gengis erlendra fjármálagerna, vísitalna og/eða sjóða koma frá aðilum sem Landsbankinn hefur metið áreiðanlega. Þróun gengis í fortíð gefur ekki vísbendingu um framtíðarþróun.

Upplýsingar um fyrri árangur sjóða Landsbréfa byggja á upplýsingum frá Landsbréfum. Á vef Landsbankans er hægt að nálgast nánari upplýsingar með því að smella á heiti viðkomandi sjóðs, þ.m.t. um árangur síðastliðinna fimm ára. Upplýsingar um fyrri árangur sjóða sýna nafnávöxtun, nema annað sé tekið fram. Ef fyrri árangur sjóða byggir á erlendum gjaldmiðli getur ávöxtun aukist eða minnkað vegna gengissveiflna. Árangur í fortíð gefur ekki áreiðanlega vísbendingu um framtíðarárangur.

Verðbréfi viðskipti fela í sér áhættu og eru lesendur hvattir til að kynna sér Áhættulýsingu vegna viðskipta með fjármálagerna og Stefnu Landsbankans um hagsmunaárekstra sem finna má á vef Landsbankans.

Landsbankinn hefur starfsleyfi sem viðskiptabanki samkvæmt lögum nr. 161/2002 um fjármálafyrirtæki og sætir eftirliti Fjármálaeftirlits Seðlabanka Íslands (www.sedlabanki.is/fjarmalaeftirlit).