Vikubyrjun
30. mars 2026

Greiningardeild Landsbankans

Dagatal

þri	31. mar.	09:00	**Gistinætur**	**feb**	**Hagstofan**
			Ferðaþjónustan í tölum	mar	Ferðamálastofa
		09:00	Vöruviðskipti	feb	Hagstofan
		09:00	Staða markaðsverðbréfa	feb	Seðlabankinn
mið	1. apr.		**Fundargerð peningastefnunefndar**		**Seðlabankinn**
		09:00	Framleiðsla í landbúnaði	mar	Hagstofan

- Efnahagsmál

Verðlag

Vísitala neysluverðs

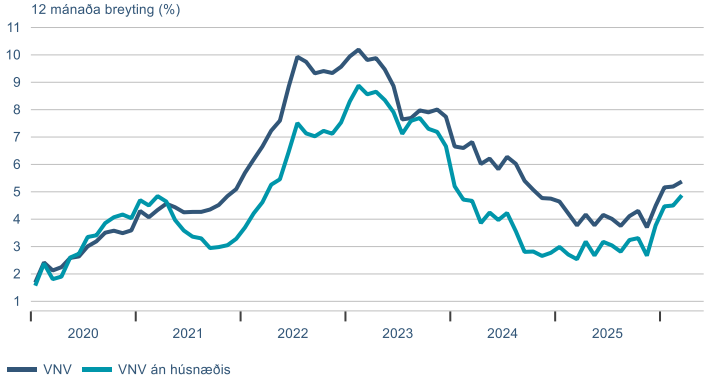

Kjarnavísitölur

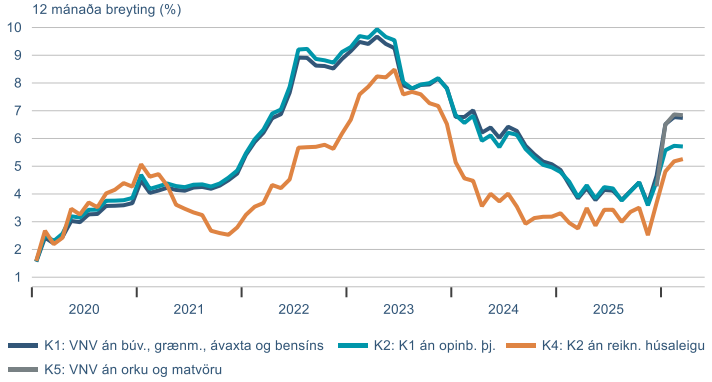

Helstu undirliðir

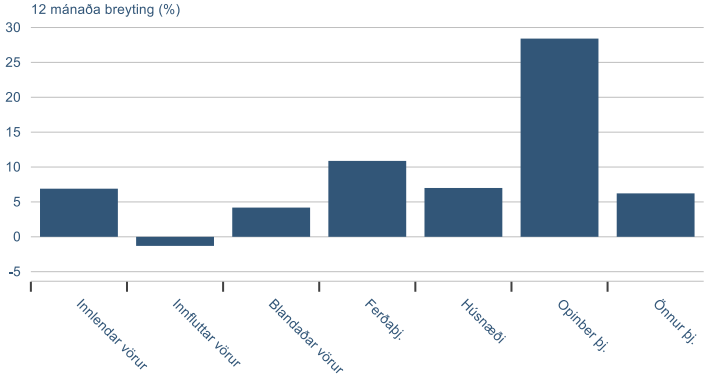

Væntingakönnun markaðsaðila

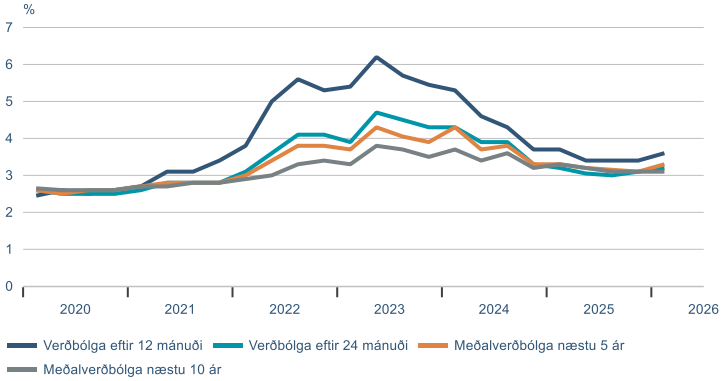

Verðbólguálag á skuldabréfamarkaði

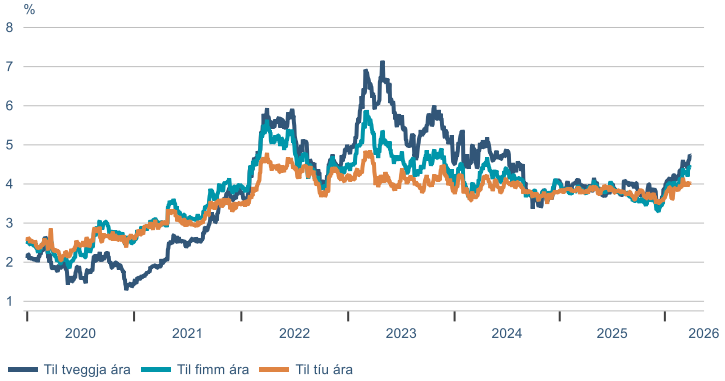

Heimild: Hagstofa Íslands, Seðlabanki Íslands, Nasdaq Iceland, Macrobond Financials

Heimili

Einkaneysla, kortavelta og laun

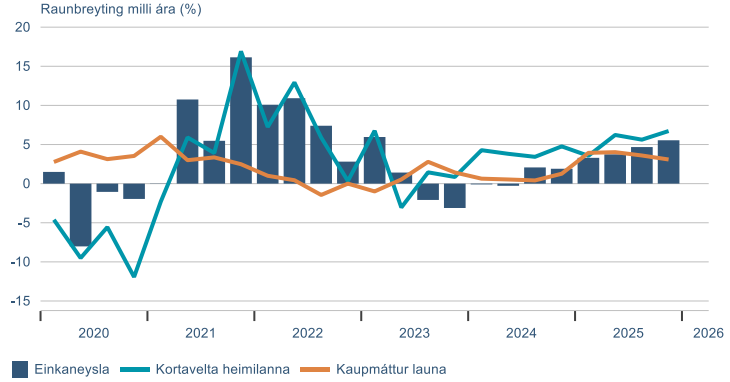

Greiðslukortavelta

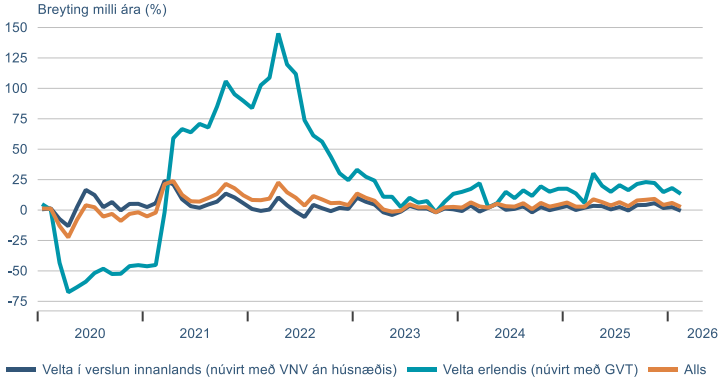

Innlán og yfirdráttur heimilanna

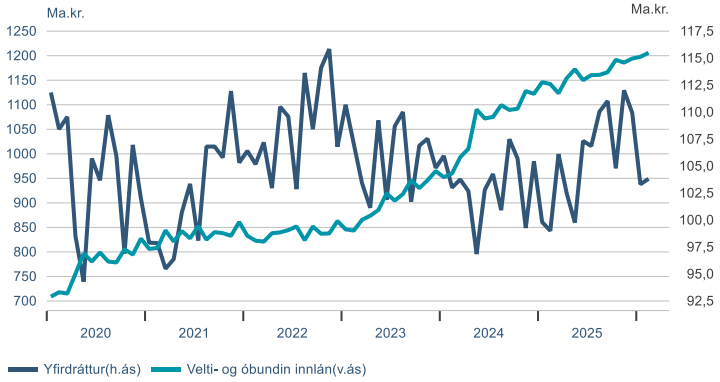

Velta skv. VSK-skýrslum

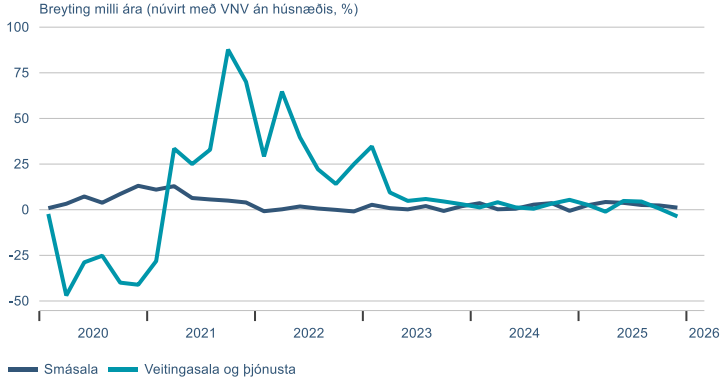

Innflutningur

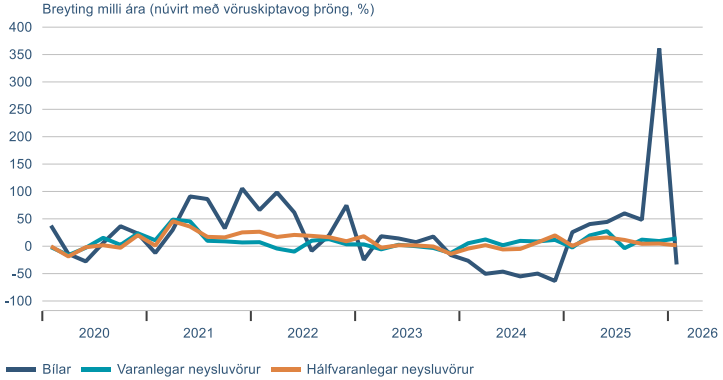

Væntingavísitala

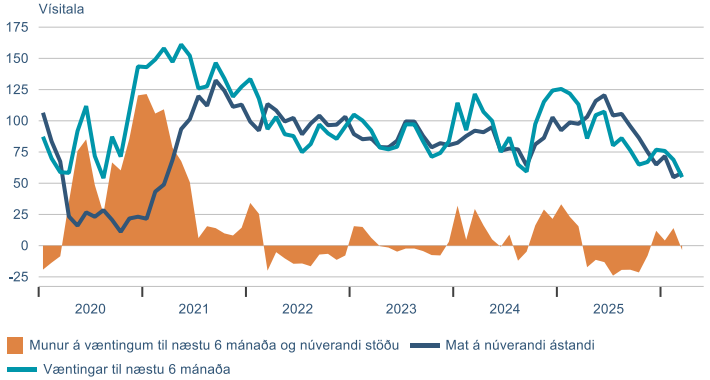

Heimild: Hagstofa Íslands, Seðlabanki Íslands, Macrobond Financials

Vinnumarkaður

Atvinnuleysi

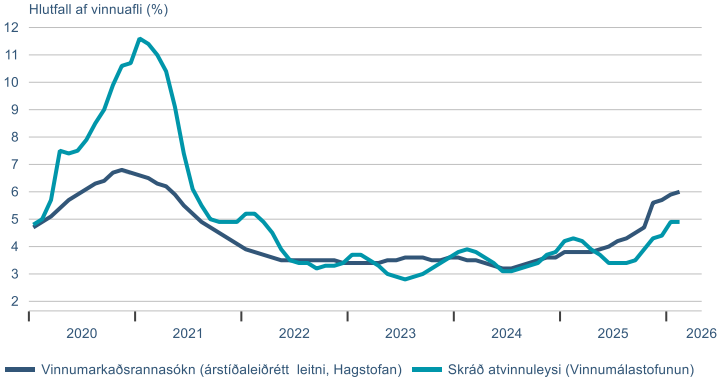

Atvinnuþátttaka

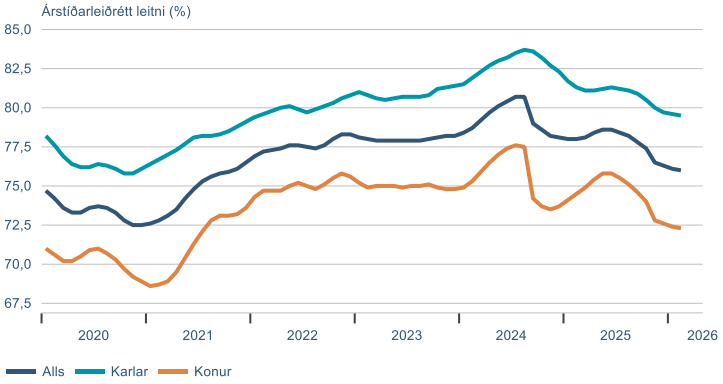

Laun

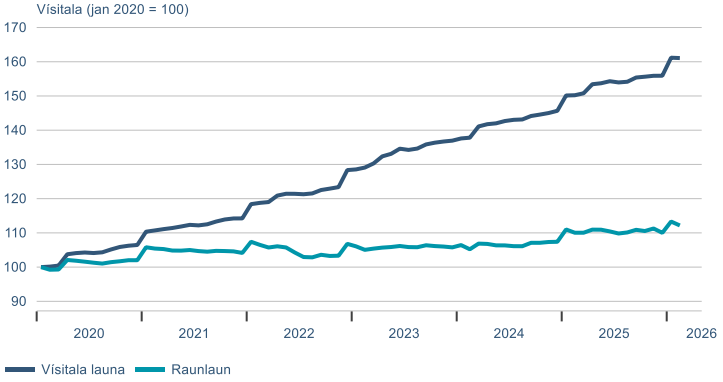

Fjöldi vinnustunda

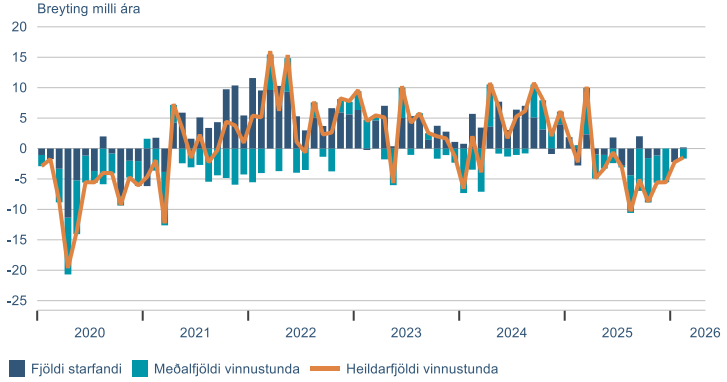

Heimild: Hagstofa Íslands, Macrobond Financials

Fasteignamarkaður

Vísitala íbúðaverðs

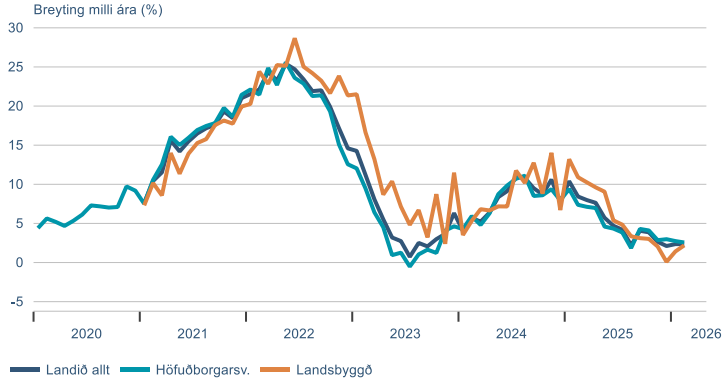

Eftir tegund húsnæðis

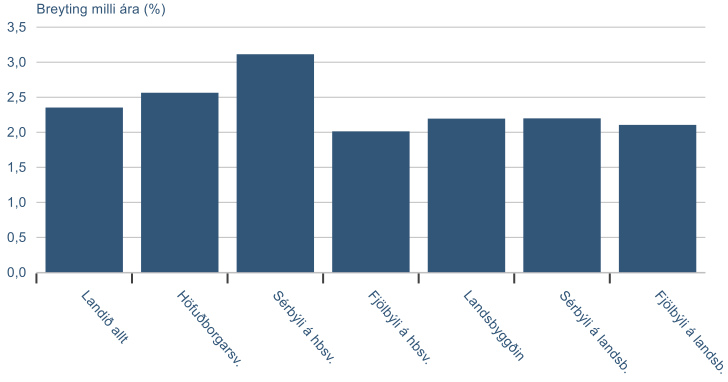

Vísitala leiguverðs

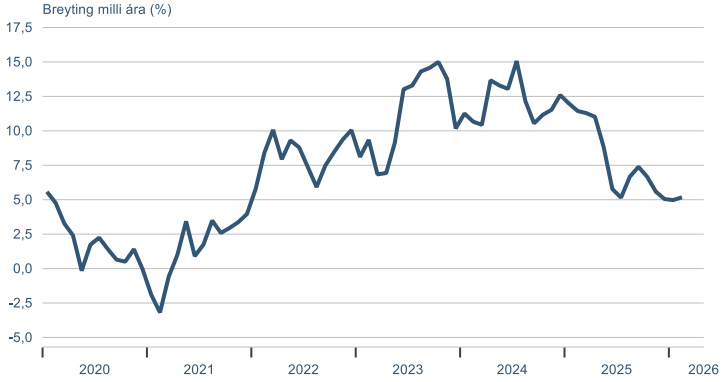

Velta í byggingariðnaði

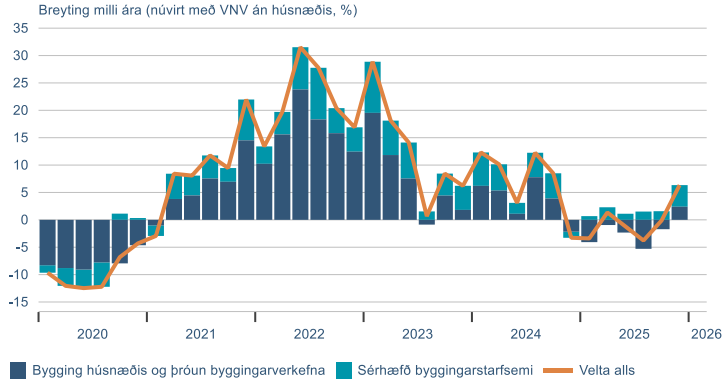

Vísitala íbúðaverðs á höfuðborgarsvæðinu á móti undirliggjandi efnahagsþætti

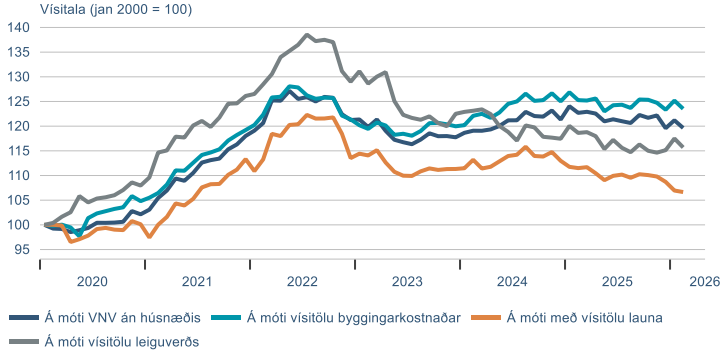

Heimild: Hagstofa Íslands, Húsnæðis- og mannvirkjastofnun, Macrobond Financials

Ferðaþjónusta

Erlendir ferðamenn um Leifsstöð

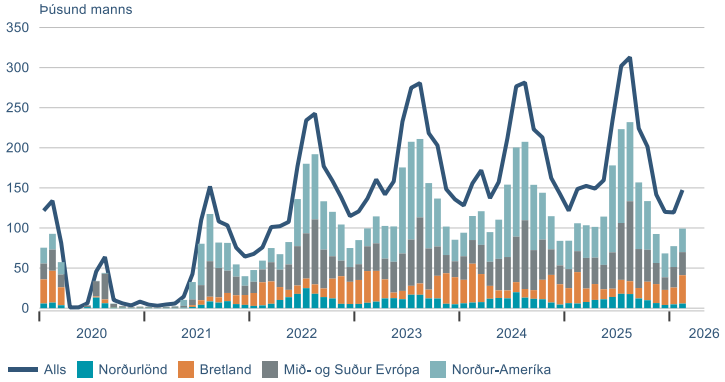

Uppsafnaður fjöldi erlendra ferðamanna innan árs

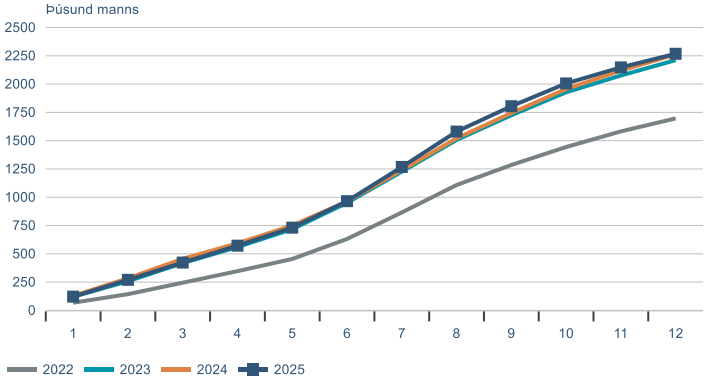

Helstu hagvísar ferðaþjónustu

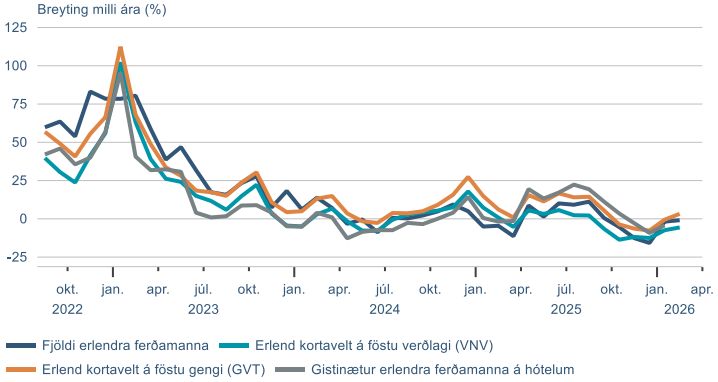

Velta erlendra greiðslukorta

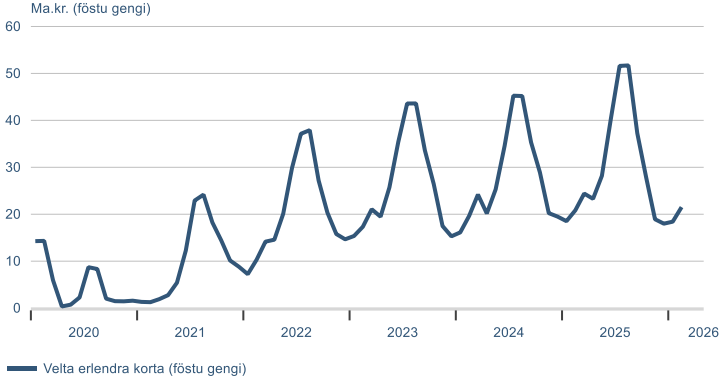

Velta í ferðaþjónustu

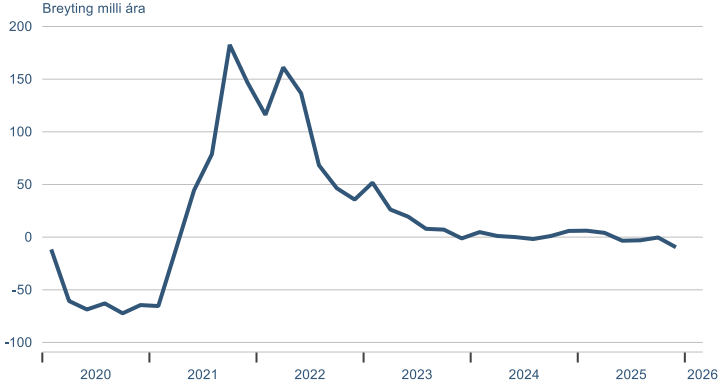

Gistinætur á hótelum

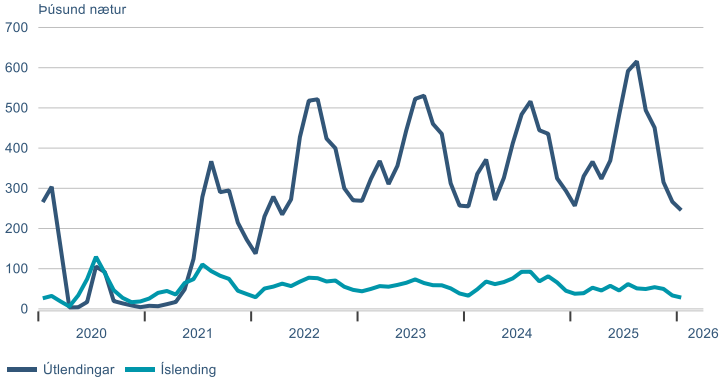

Heimild: Ferðamálastofa, Hagstofa Íslands, Macrobond Financials

Alþjóðlegur samanburður

Hagvöxtur

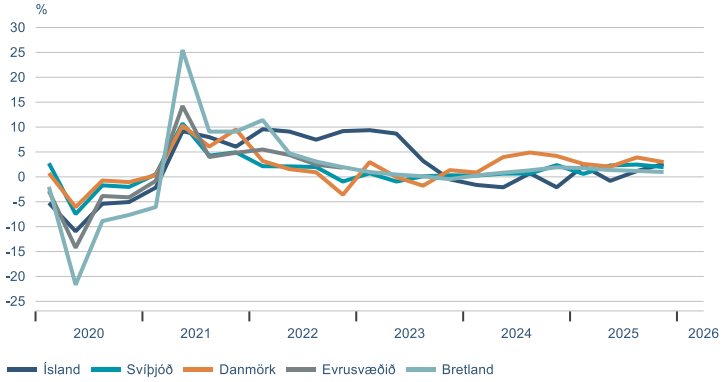

Verðbólga

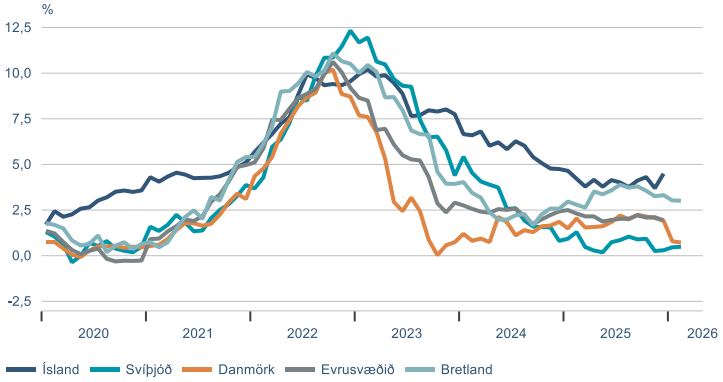

Stýrivextir

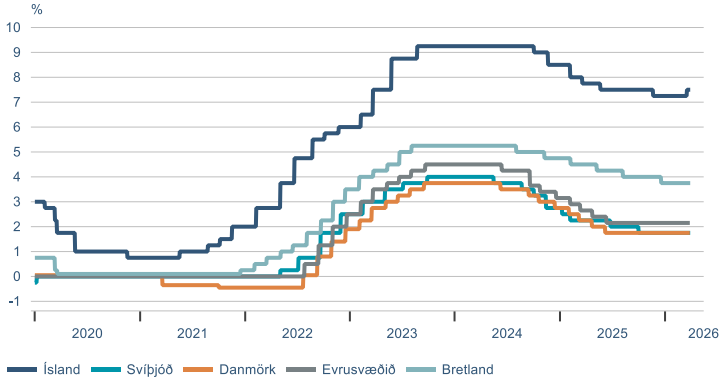

Atvinnuleysi

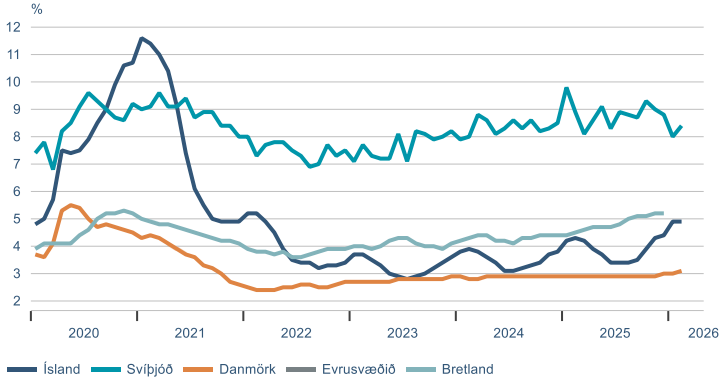

Raunverð íbúða

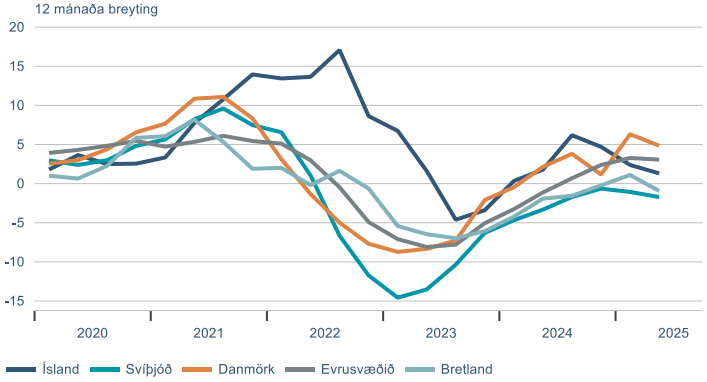

Heimild: Macrobond Financials

- Fjármálamarkaðir

Hlutabréf

OMX-vísitölur

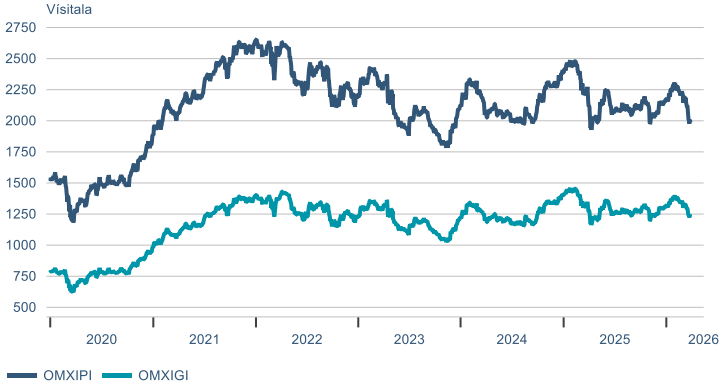

Það sem af er ári *)

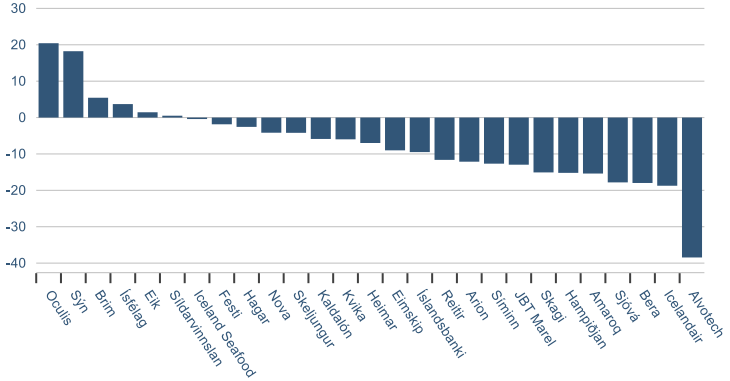

Hlutabréfavísitölur

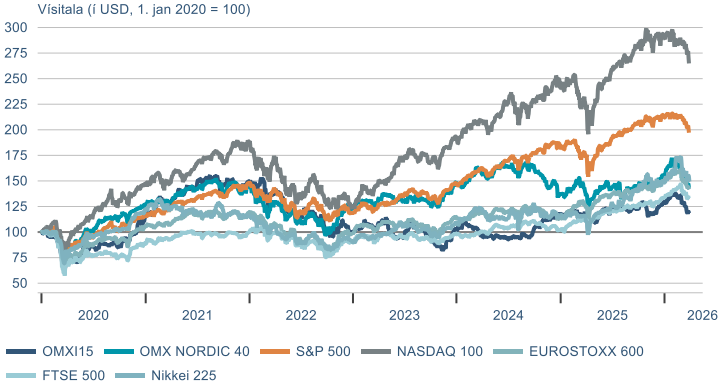

Vix-vísitölur

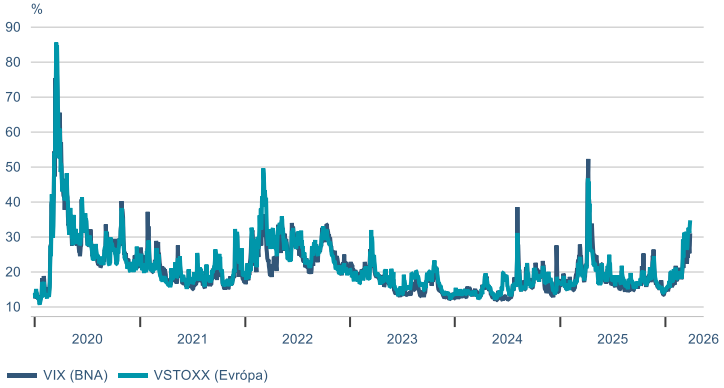

*) Leiðrétt fyrir arðgreiðslum
Heimild: Nasdaq Iceland,Kodiak, Macrobond Financials

Hlutabréf

Félög með tekjur í erlendri mynt

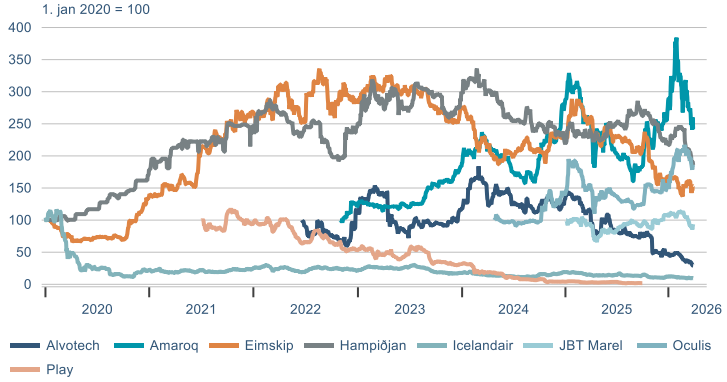

Útvegsfyrirtæki

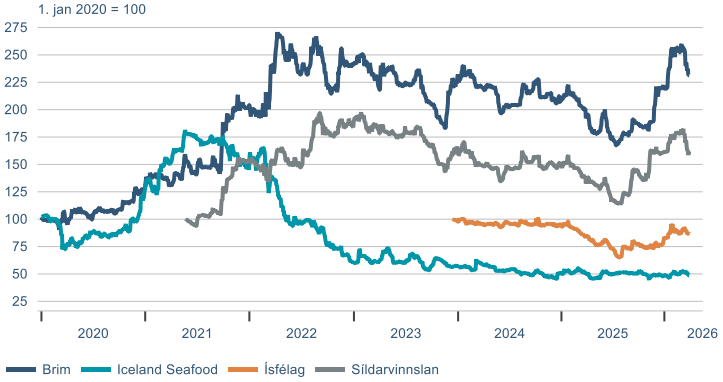

Heild- og smásala

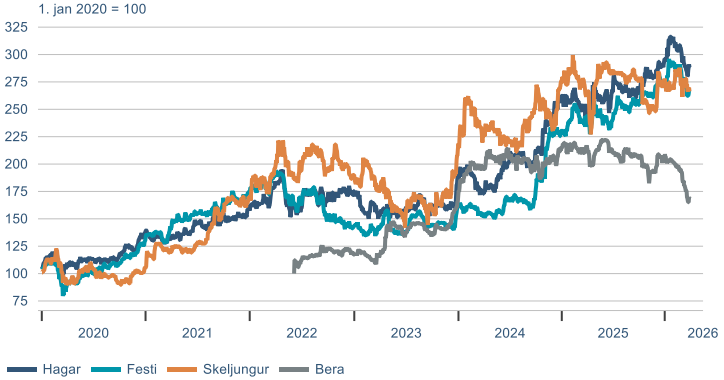

Tæknifyrirtæki

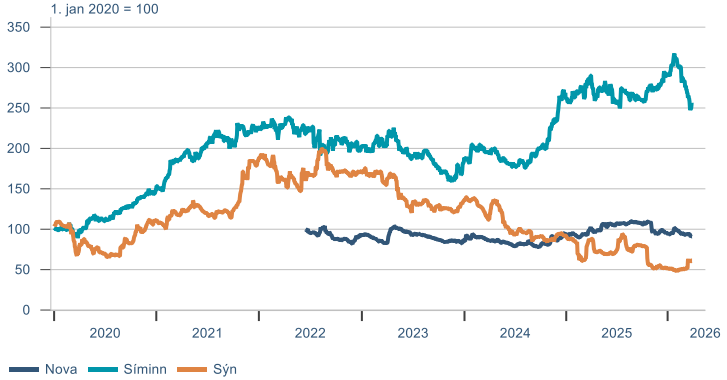

Fjármálafyrirtæki

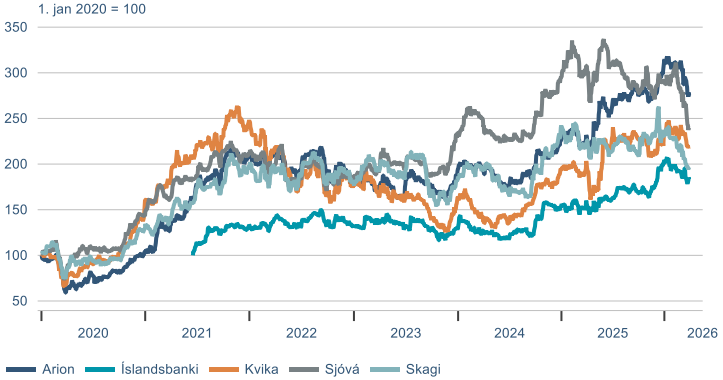

Fasteignafélög

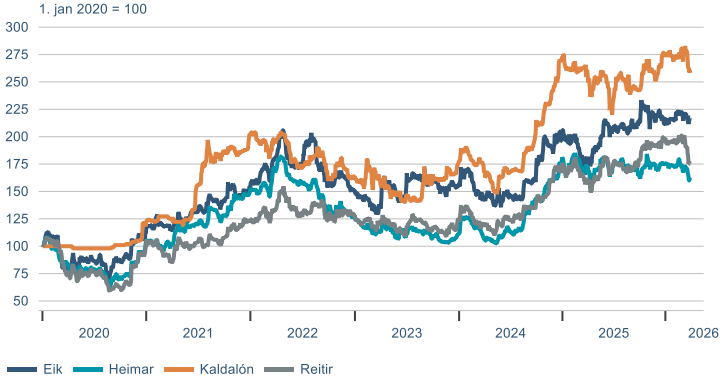

Leiðrétt fyrir arðgreiðslur.
Heimild: Nasdaq Iceland, Macrobond Financials

Skuldabréf

Óverðtryggð ríkisbréf

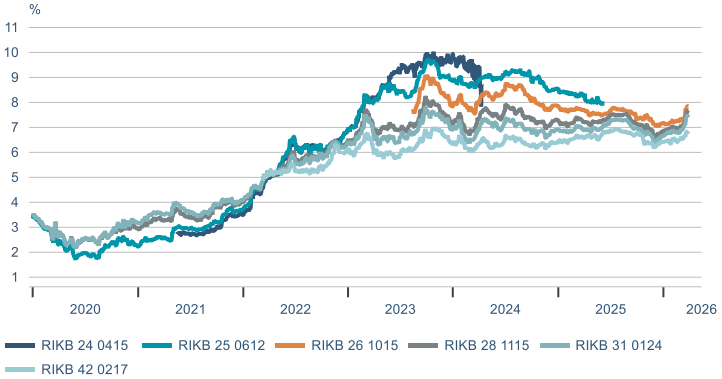

Verðtryggð ríkisbréf

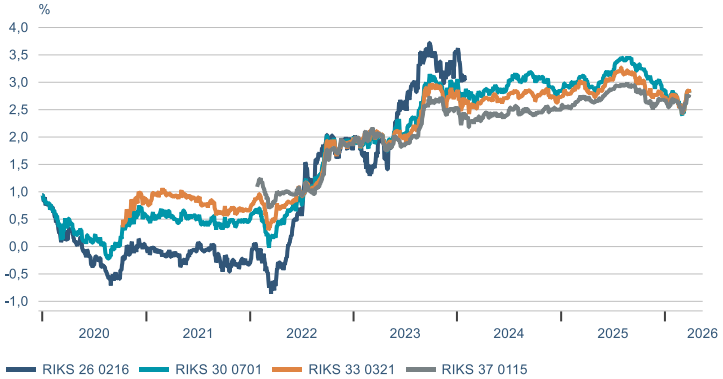

Sértryggð skuldabréf - óverðtryggð

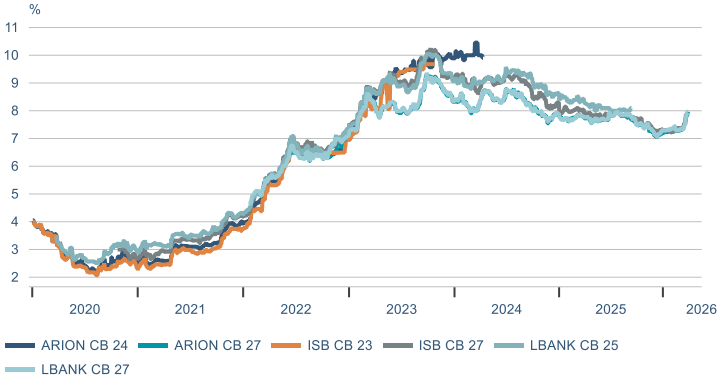

Sértryggð skuldabréf - verðtryggð

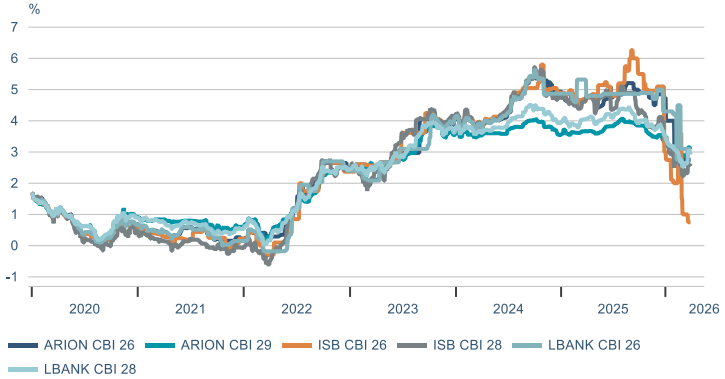

Bandarísk ríkisskuldabréf

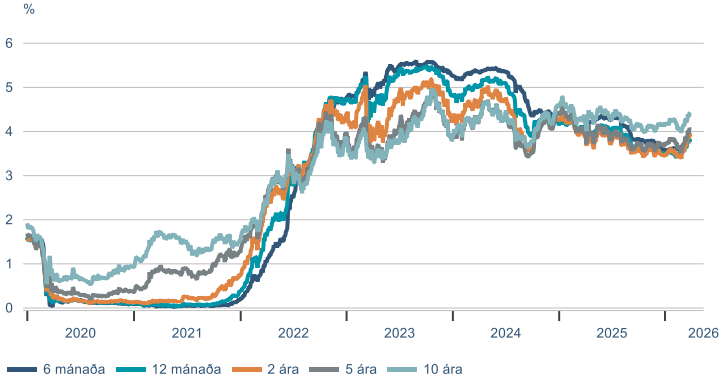

Þýsk ríkisskuldabréf

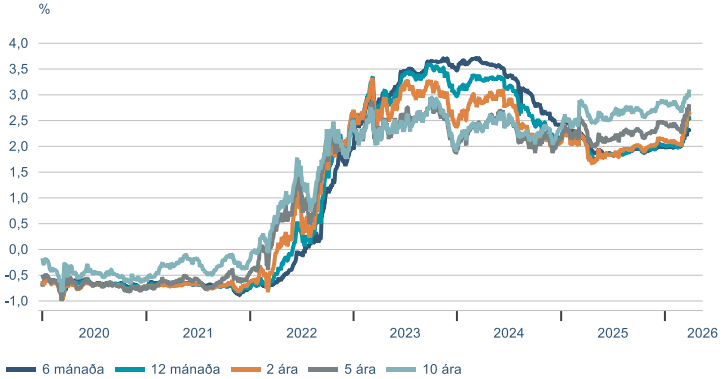

Heimild: Nasdaq Iceland, Macrobond Financials

Gjaldeyrir

Gengi krónunnar

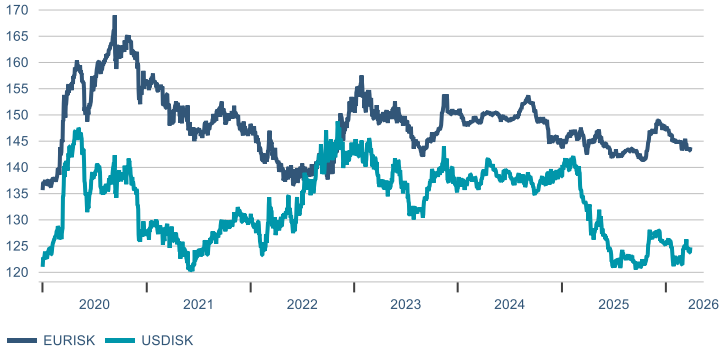

Gengisvísitala

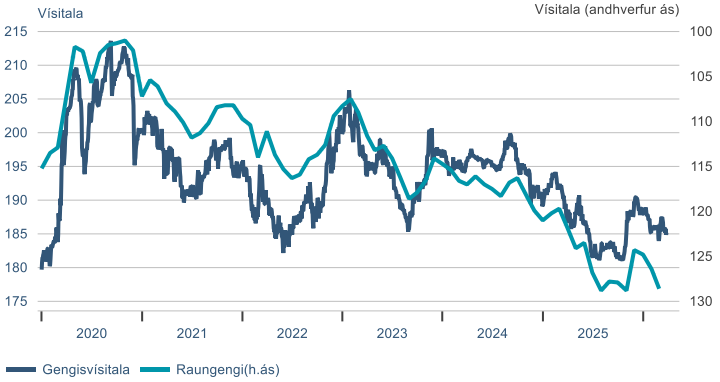

Inngrip SÍ

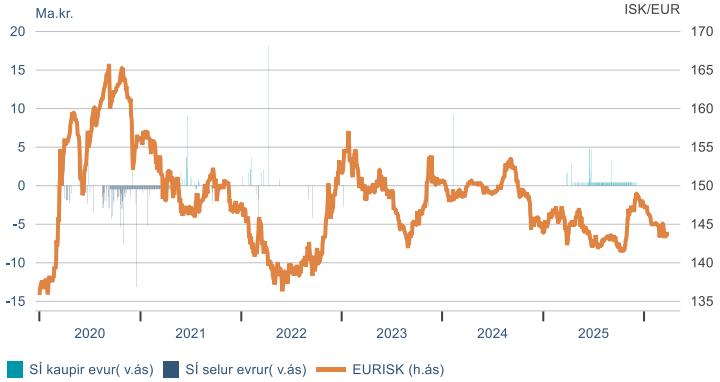

Vaxtamunur við evru

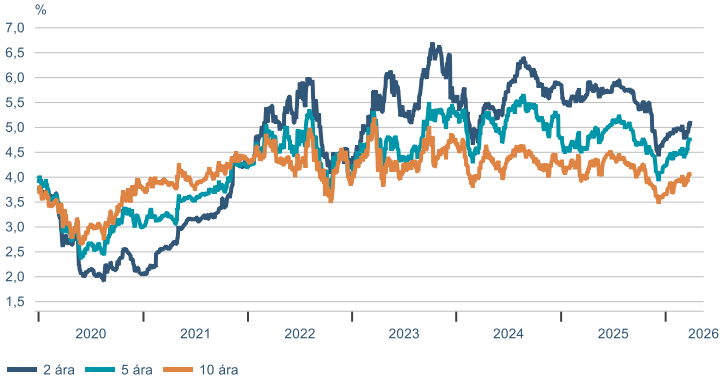

Staða framvirkra samninga með gjaldeyri

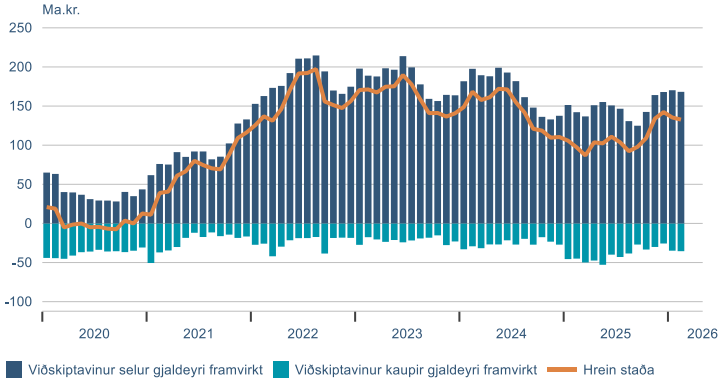

Hrein gjaldeyriskaup lífeyrissjóða

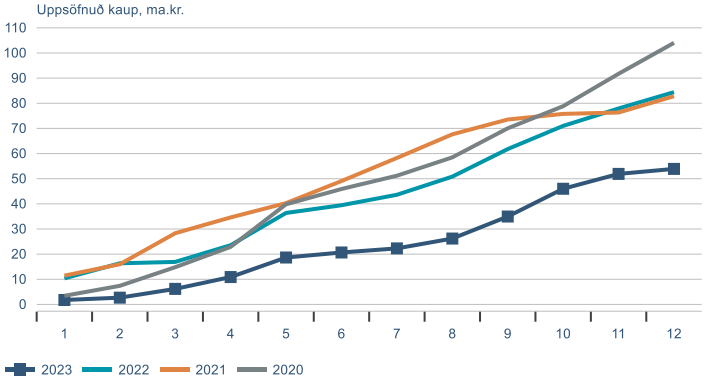

Heimild: Seðlabanki Íslands, Macrobond Financials

Hrávörur

S&P GSCI hrávöruvísitölur

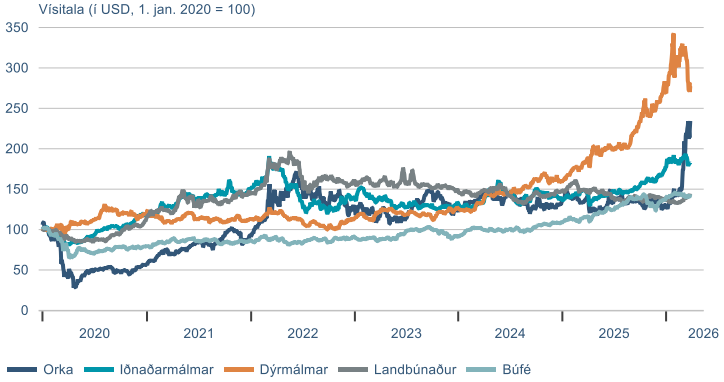

Álverð

Heimsmarkaðsverð á olíu

Baltic exchange flutningsvísitölur

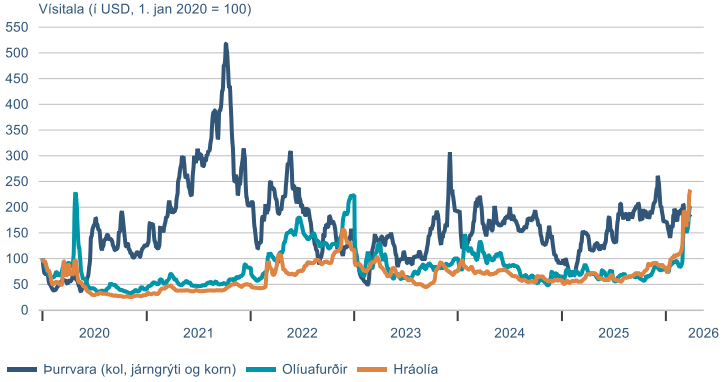

Heimild: Macrobond Financials

Hlutabréf		ávöxtun			
		Áramót	1M	3M	12M
OMXIPI	1.988	-8,6%	-10,2%	-7,7%	-12,5%
OMXIGI	1.231	-6,6%	-8,3%	-5,7%	-8,7%
Alvotech	394	-37,7%	-18,6%	-37,9%	-74,6%
Amaroq	158,0	-13,2%	-21,0%	-7,1%	-4,0%
Eimskip	242,0	-11,0%	-1,6%	-11,0%	-42,7%
Hampiðjan	88,0	-13,7%	-13,7%	-14,6%	-21,4%
Icelandair	0,7	-19,9%	-6,6%	-22,5%	-39,3%
John Bean	15.700	-18,6%	-16,0%	-19,4%	-6,9%
Oculis	3.080	19,8%	-14,2%	17,6%	16,7%
Brim	76,0	6,1%	-10,1%	4,7%	17,5%
Iceland Seafood	4,8	-0,4%	-7,8%	2,5%	-3,2%
Ísfélag	140,0	3,7%	-2,8%	8,5%	1,9%
Síldarvinnslan	98,0	1,7%	-10,0%	1,9%	18,6%
Festi	318,0	0,2%	-4,5%	0,2%	9,7%
Hagar	114,0	-2,6%	-4,2%	-0,9%	13,2%
Skeljungur	16,1	3,2%	-1,6%	5,7%	0,8%
Ölgerðin	#NULL!				
Nova	4,1	-4,2%	-2,8%	-4,6%	-11,5%
Síminn	12,7	-11,4%	-8,9%	-10,8%	-12,6%
Sýn	21,4	18,2%	21,6%	18,9%	-30,1%
Arion	176,0	-7,6%	-6,4%	-4,9%	17,8%
Íslandsbanki	134,0	-4,0%	2,9%	-3,1%	15,3%
Kvika	17,2	-4,6%	-7,3%	0,9%	6,9%
Sjóvá	35,8	-15,8%	-12,6%	-15,3%	-22,1%
Skagi	16,6	-14,6%	-10,3%	-14,2%	-13,5%
Eik	13,9	0,7%	-2,8%	2,2%	20,0%
Heimar	34,4	-7,5%	-6,0%	-7,5%	-6,5%
Kaldalón	24,8	-8,8%	-9,5%	-8,8%	-3,9%
Reitir	114,0	-11,6%	-11,6%	-10,9%	7,8%

Leiðrétt fyrir arðgreiðslum

Ríkisskuldabréf				ávöxtun			
	krafa	verð	meðalt.	áramót	1M	3M	12M
RIKB 26 1015	7,86%	99,4	0,5	1,3%	0,3%	1,4%	7,7%
RIKB 27 0415	7,82%	100,2	1,0	0,9%	-0,1%	1,1%	7,5%
RIKB 28 1115	7,71%	93,7	2,5	-0,4%	-1,1%	-0,4%	6,2%
RIKB 31 0124	7,50%	96,0	4,2	-1,9%	-2,2%	-1,7%	4,6%
RIKB 35 0917	7,10%	99,3	7,0	-2,6%	-2,6%	-2,5%	4,1%
RIKB 42 0217	6,86%	77,6	11,0	-3,0%	-2,8%	-2,9%	3,3%
RIKS 30 0701	2,81%	101,7	4,0	3,2%	0,0%	3,4%	9,5%
RIKS 33 0321	2,81%	101,2	6,4	2,5%	-0,3%	2,7%	8,9%
RIKS 37 0115	2,74%	84,0	10,2	2,4%	-1,2%	2,5%	7,6%

Gjaldeyrir		áramót	1M	3M	12M
GVT	185,4	-1,4%	0,6%	-1,8%	-1,3%
EUR	143,6	-2,4%	0,1%	-3,0%	0,2%
USD	124,7	-0,4%	2,6%	-0,7%	-6,1%
GBP	165,6	-2,0%	1,1%	-2,3%	-3,4%
DKK	19,2	-2,5%	0,1%	-3,0%	0,1%
SEK	13,2	-3,0%	-1,9%	-3,5%	-0,2%
NOK	12,8	3,1%	0,2%	2,8%	1,7%
CHF	156,5	-1,2%	-0,7%	-1,8%	4,1%
JPY	0,78	-2,8%	0,1%	-3,1%	-11,7%

Heimild: Nasdaq Iceland, Seðlabanki Íslands., Kodiak

Þessi samantekt og/eða umfjöllun er markaðsefni ætlað til upplýsingar en ekki sem grundvöllur viðskipta. Markaðsefni þetta felur hvorki í sér fjárfestingarráðgjöf né óháða fjárfestingargreiningu. Lagakröfur sem gilda um fjárfestingarráðgjöf og fjárfestingargreiningu eiga því ekki við, þ.m.t. bann við viðskiptum fyrir dreifingu.

Upplýsingar um þróun gengis innlendra hlutabréfa, skuldabréfa og/eða vísitalna koma frá Nasdaq Iceland – Kauphöllinni. Á vef Landsbankans er hægt að nálgast nánari upplýsingar með því að smella á viðkomandi hlutabréf, skuldabréfaflokk eða vísitölu. Upplýsingar um þróun gengis erlendra fjármálagerninga, vísitalna og/eða sjóða koma frá aðilum sem Landsbankinn hefur metið áreiðanlega. Þróun gengis í fortíð gefur ekki vísbendingu um framtíðarþróun.

Upplýsingar um fyrri árangur sjóða Landsbréfa byggja á upplýsingum frá Landsbréfum. Á vef Landsbankans er hægt að nálgast nánari upplýsingar með því að smella á heiti viðkomandi sjóðs, þ.m.t. um árangur síðastliðinna fimm ára. Upplýsingar um fyrri árangur sjóða sýna nafnávöxtun, nema annað sé tekið fram. Ef fyrri árangur sjóða byggir á erlendum gjaldmiðli getur ávöxtun aukist eða minnkað vegna gengissveiflna. Árangur í fortíð gefur ekki áreiðanlega vísbendingu um framtíðarárangur.

Verðbréfaviðskipti fela í sér áhættu og eru lesendur hvattir til að kynna sér Áhættulýsingu vegna viðskipta með fjármálagerninga og Stefnu Landsbankans um hagsmunaárekstra sem finna má á vef Landsbankans.

Landsbankinn hefur starfsleyfi sem viðskiptabanki samkvæmt lögum nr. 161/2002 um fjármálafyrirtæki og sætir eftirliti Fjármálaeftirlits Seðlabanka Íslands (www.sedlabanki.is/fjarmalaeftirlit).