Vikubyrjun
23. mars 2026

Greiningardeild Landsbankans

Dagatal

mán	23. mar.	09:00	**Vísitala launa**	**feb**	**Hagstofan**
þri	24. mar.	09:00	Vísitala byggingarkostnaðar	mar	Hagstofan
		09:00	Vísitala framleiðsluverðs	feb	Hagstofan
			Aðalfundur		Iceland Seafood
mið	25. mar.	08:35	**Fjármálastöðugleiki**		**Seðlabankinn**
			Yfirlýsing fjármálastöðugleikanefndar		**Seðlabankinn**
			Ársuppgjör	**2025**	**Ísfélagið**
		09:00	Vinnumarkaðurinn (mánaðarleg)	feb	Hagstofan
		09:00	Innlánsstofnanir	feb	Seðlabankinn
			Aðalfundur		Reitir
fim	26. mar.	09:00	**Vísitala neysluverðs**	**mar**	**Hagstofan**
			Ársuppgjör	**2025**	**Amaroq**
		09:00	Tekjuskiptingaruppgjör heimilageirans (áætlun)	2025	Hagstofan
			Aðalfundur		Eimskip
			Aðalfundur		Kaldalón
			Aðalfundur		Nova klúbburinn
			Aðalfundur		Sýn
fös	27. mar.		**Hagvísar**	**1F**	**Seðlabankinn**
		09:00	Þjóðhagsspá		Hagstofan
		09:00	Lánasjóðir ríkisins	feb	Seðlabankinn
		09:00	Verðbr.-, fjárfest.- og fagfjárfestasjóðir	feb	Seðlabankinn
		09:00	Önnur fjármálafyrirtæki	feb	Seðlabankinn
			Ferðalög Íslendinga og ferðaáform þeirra	2025/26	Ferðamálastofa

- Efnahagsmál

Verðlag

Vísitala neysluverðs

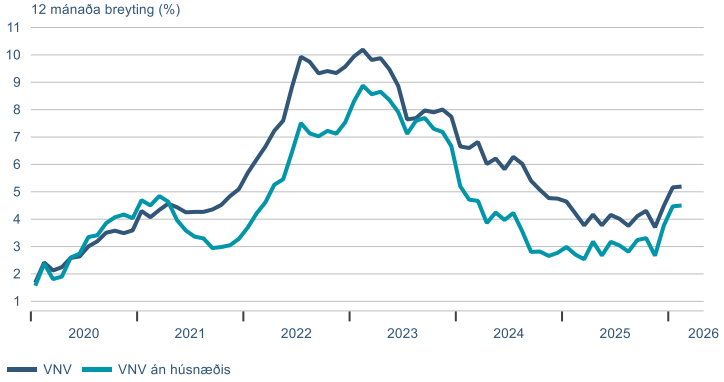

Kjarnavísitölur

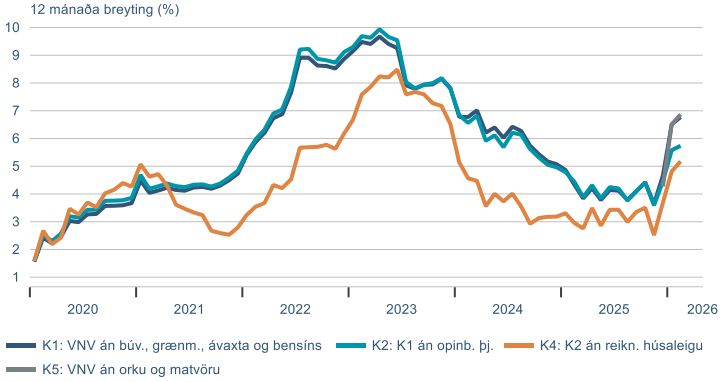

Helstu undirliðir

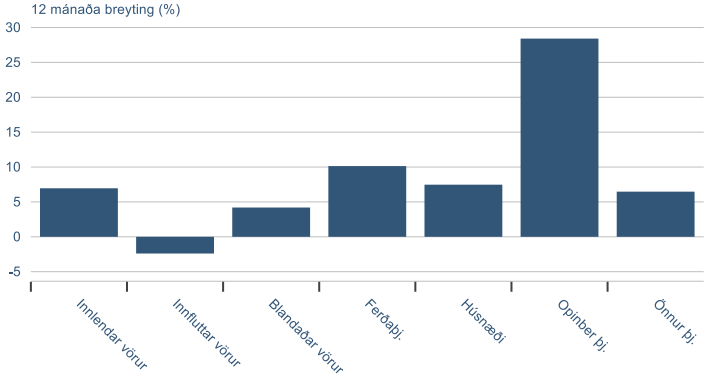

Væntingakönnun markaðsaðila

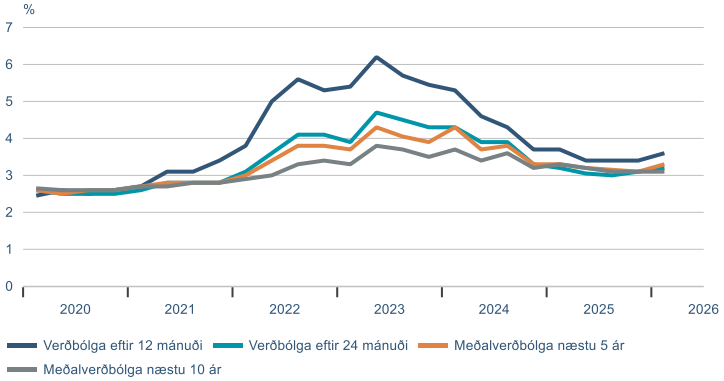

Verðbólguálag á skuldabréfamarkaði

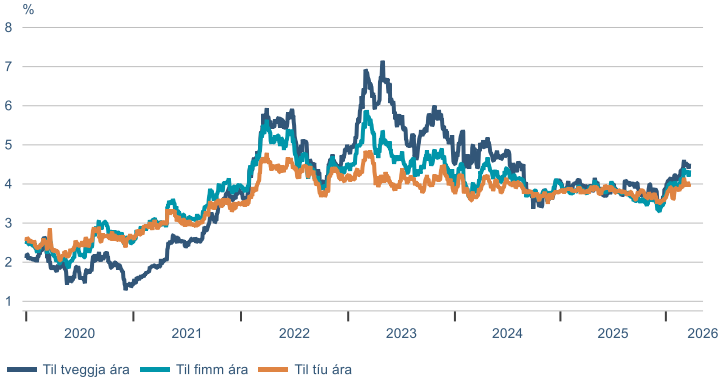

Heimild: Hagstofa Íslands, Seðlabanki Íslands, Nasdaq Iceland, Macrobond Financials

Heimili

Einkaneysla, kortavelta og laun

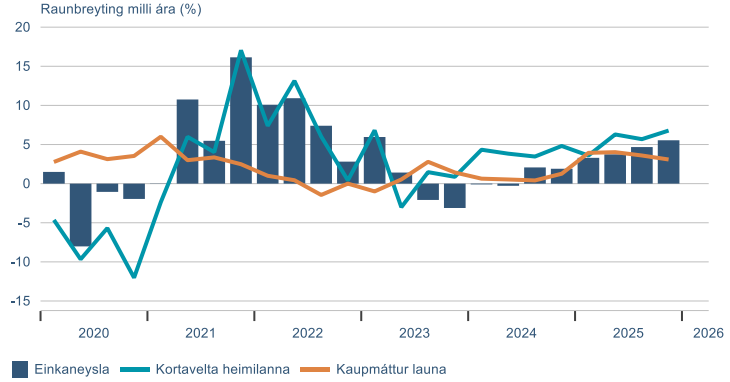

Greiðslukortavelta

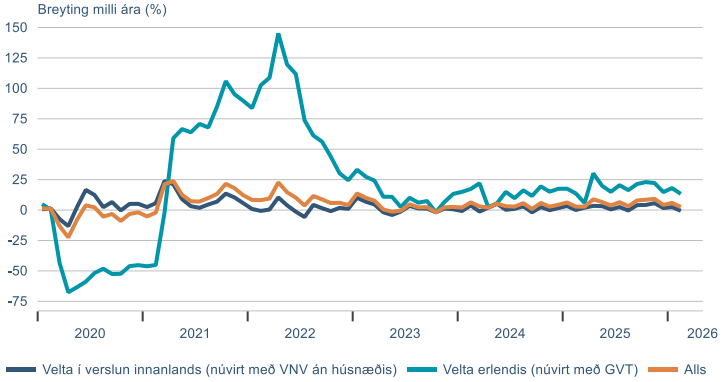

Innlán og yfirdráttur heimilanna

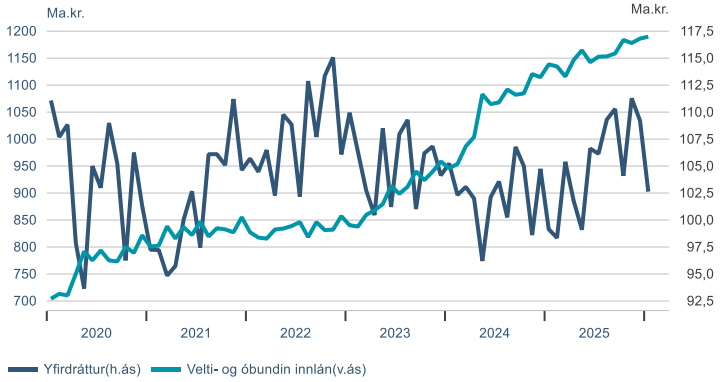

Velta skv. VSK-skýrslum

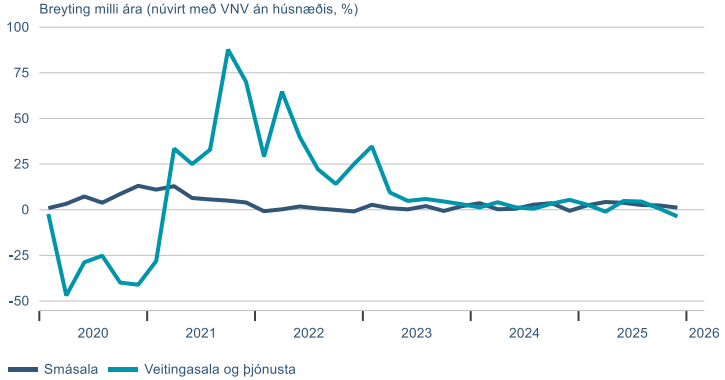

Innflutningur

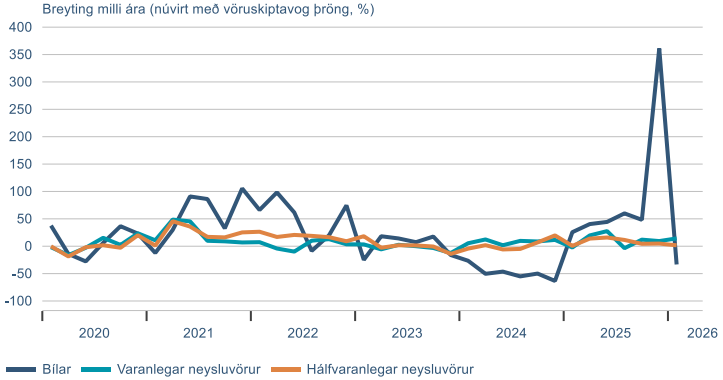

Væntingavísitala

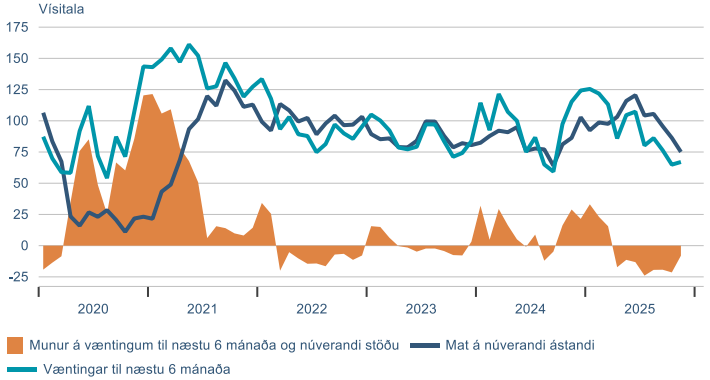

Heimild: Hagstofa Íslands, Seðlabanki Íslands, Macrobond Financials

Vinnumarkaður

Atvinnuleysi

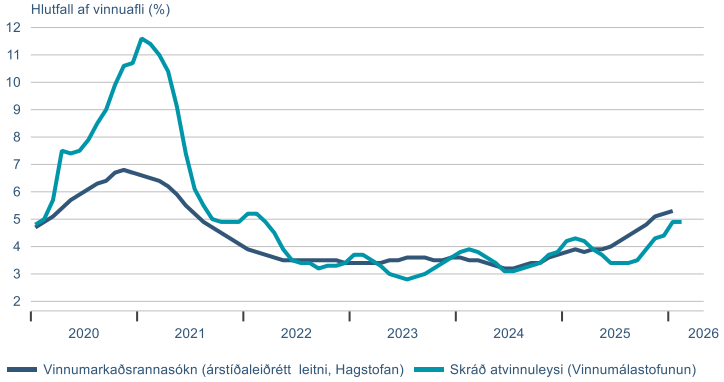

Atvinnuþátttaka

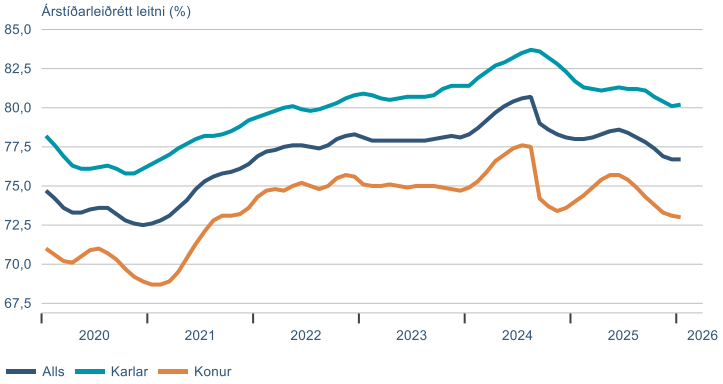

Laun

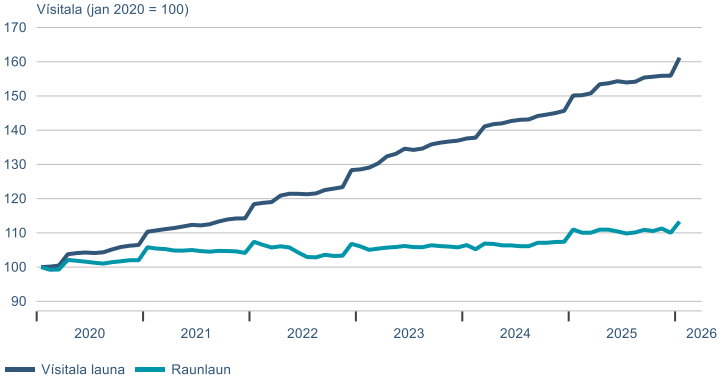

Fjöldi vinnustunda

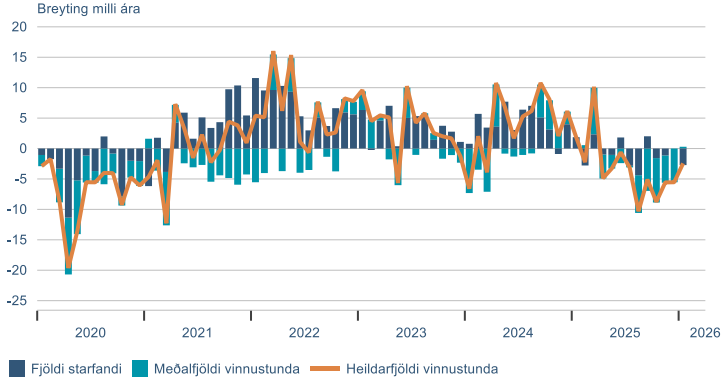

Heimild: Hagstofa Íslands, Macrobond Financials

Fasteignamarkaður

Vísitala íbúðaverðs

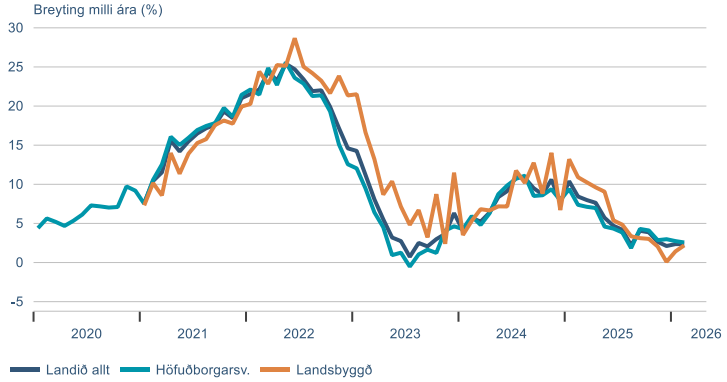

Eftir tegund húsnæðis

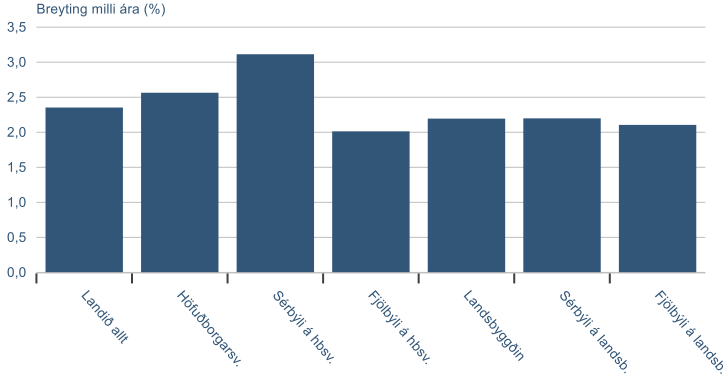

Vísitala leiguverðs

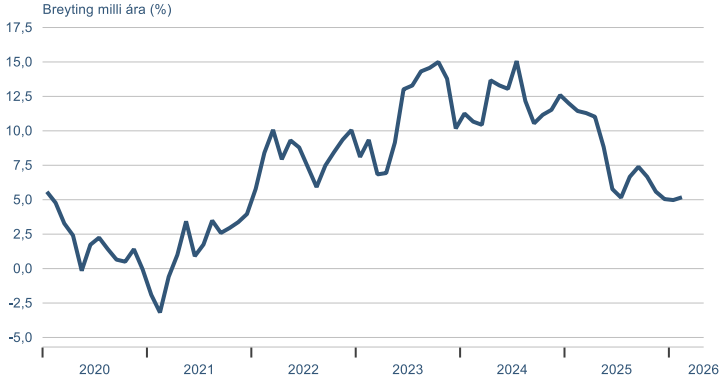

Velta í byggingariðnaði

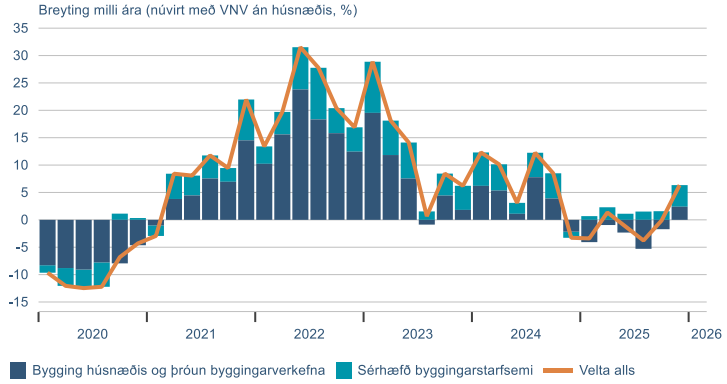

Vísitala íbúðaverðs á höfuðborgarsvæðinu á móti undirliggjandi efnahagsþætti

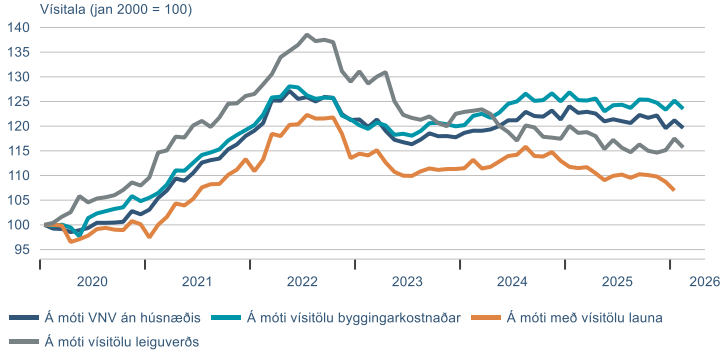

Heimild: Hagstofa Íslands, Húsnæðis- og mannvirkjastofnun, Macrobond Financials

Ferðaþjónusta

Erlendir ferðamenn um Leifsstöð

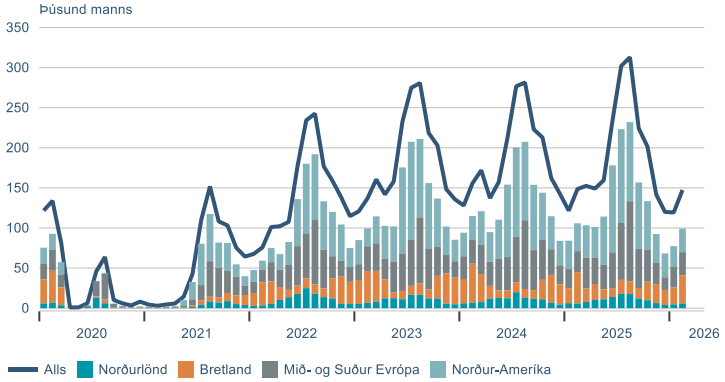

Uppsafnaður fjöldi erlendra ferðamanna innan árs

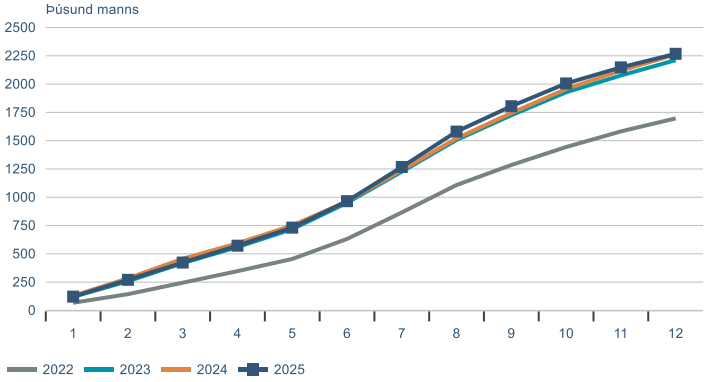

Helstu hagvísar ferðaþjónustu

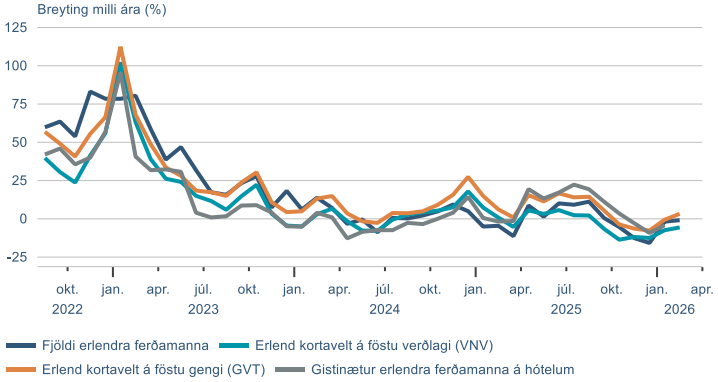

Velta erlendra greiðslukorta

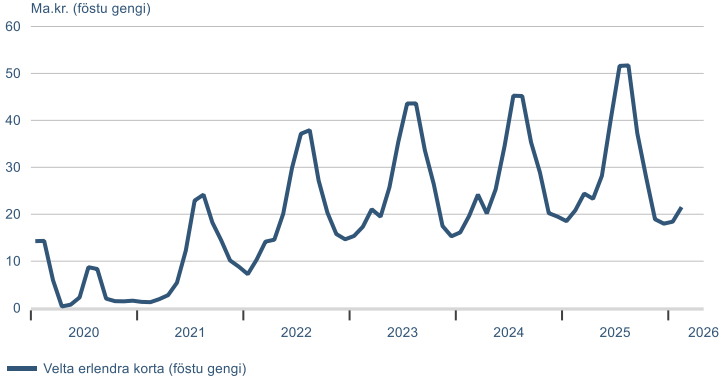

Velta í ferðaþjónustu

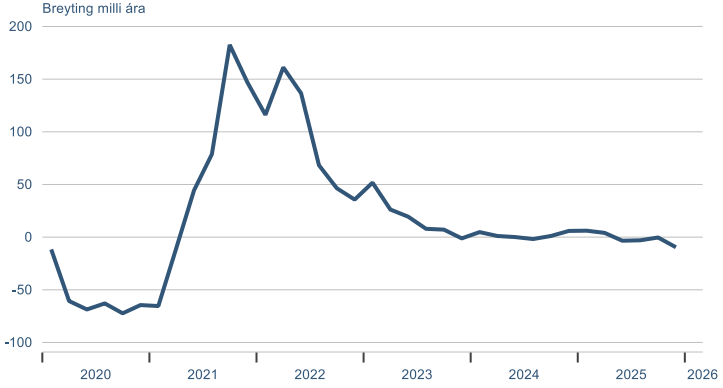

Gistinætur á hótelum

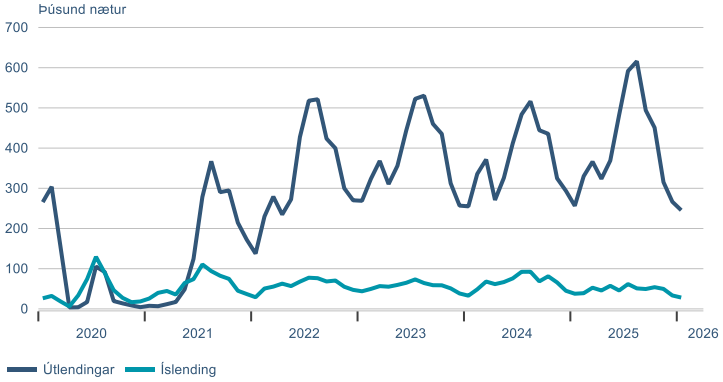

Heimild: Ferðamálastofa, Hagstofa Íslands, Macrobond Financials

Alþjóðlegur samanburður

Hagvöxtur

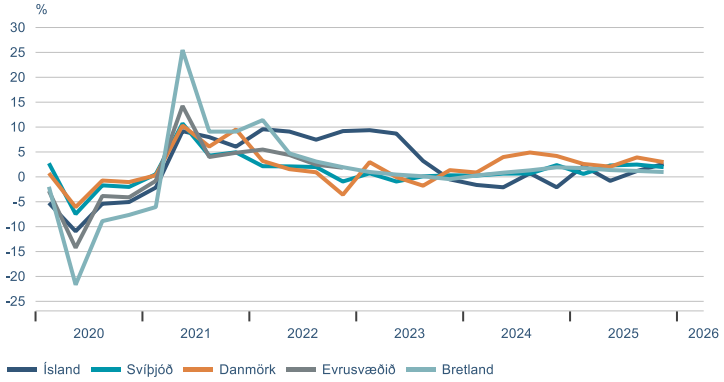

Verðbólga

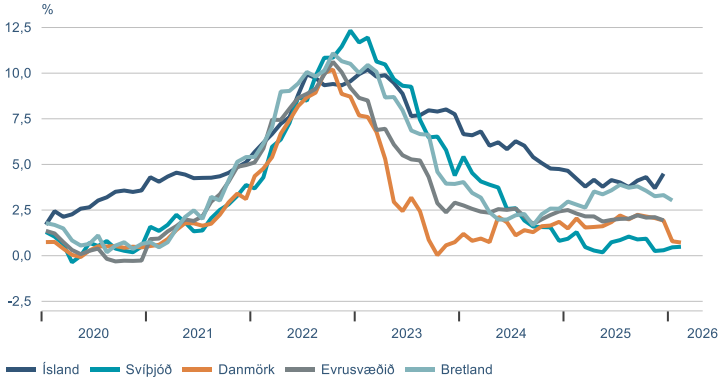

Stýrivextir

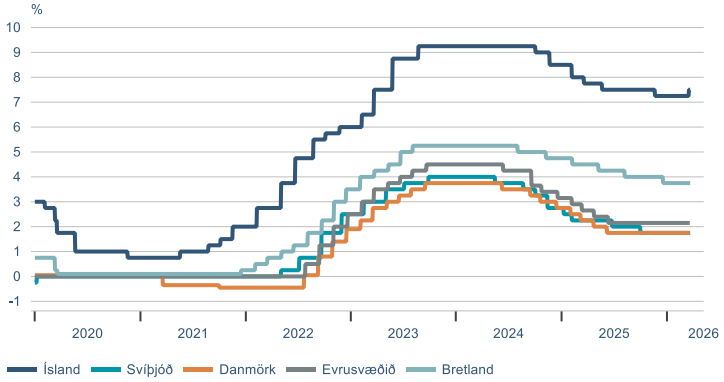

Atvinnuleysi

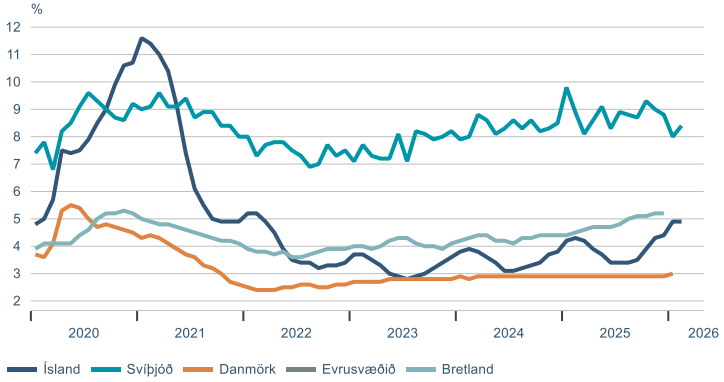

Raunverð íbúða

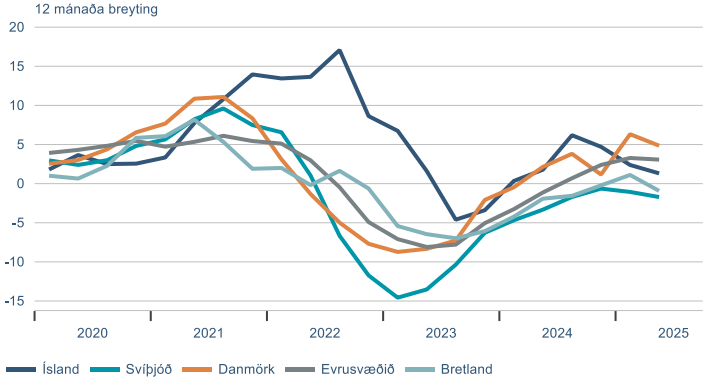

Heimild: Macrobond Financials

- Fjármálamarkaðir

Hlutabréf

OMX-vísitölur

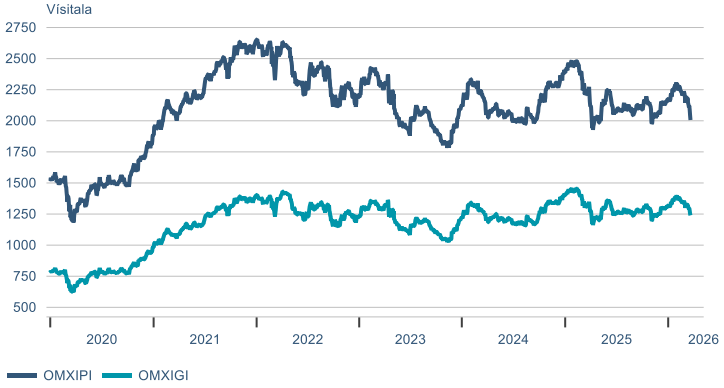

Það sem af er ári *)

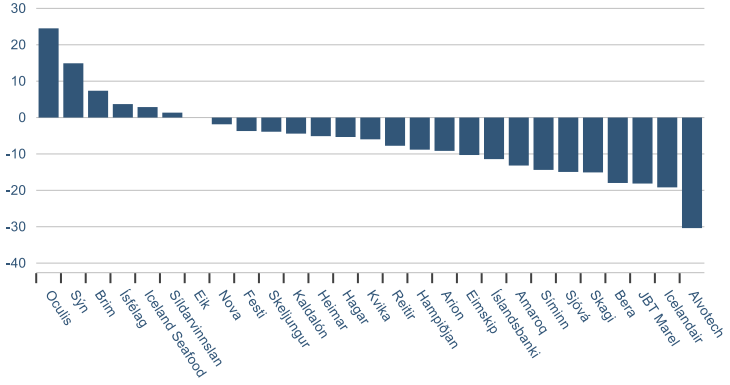

Hlutabréfavísitölur

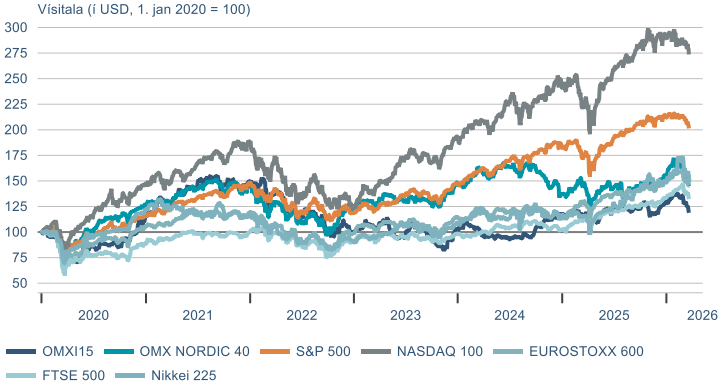

Vix-vísitölur

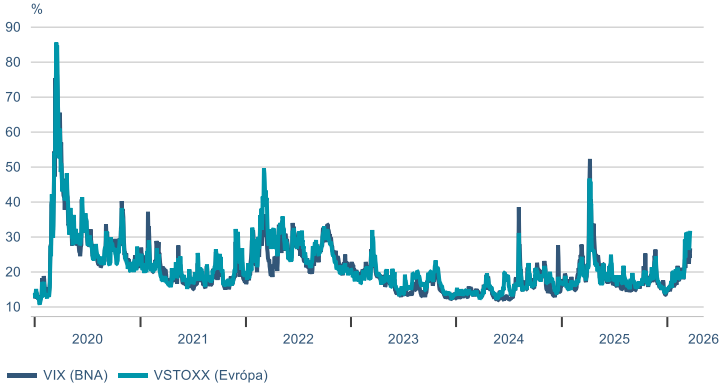

*) Leiðrétt fyrir arðgreiðslum
Heimild: Nasdaq Iceland,Kodiak, Macrobond Financials

Hlutabréf

Félög með tekjur í erlendri mynt

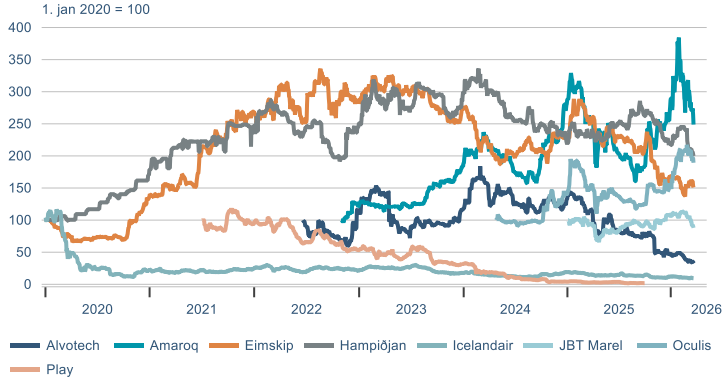

Útvegsfyrirtæki

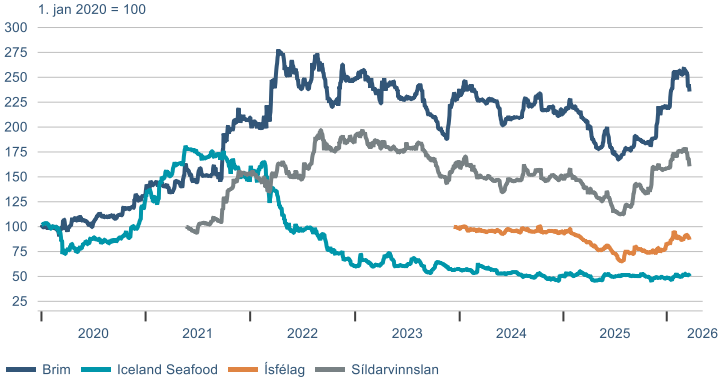

Heild- og smásala

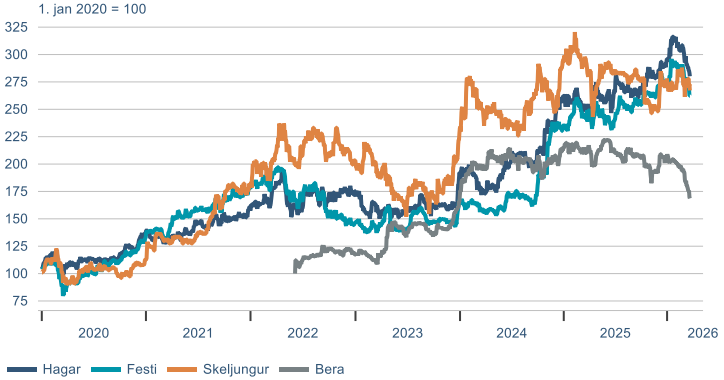

Tæknifyrirtæki

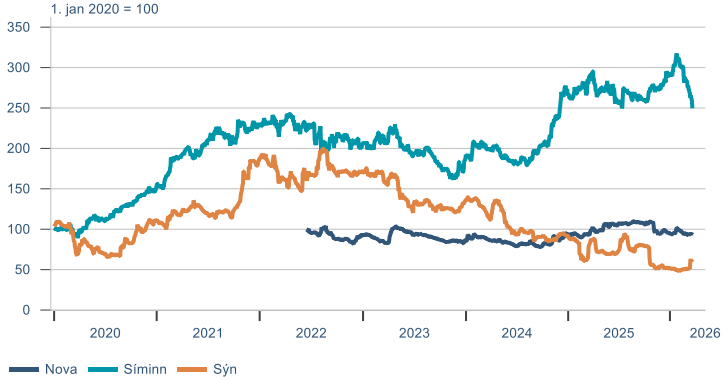

Fjármálafyrirtæki

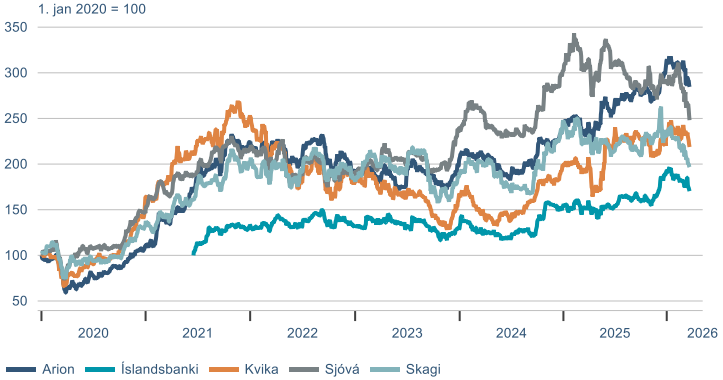

Fasteignafélög

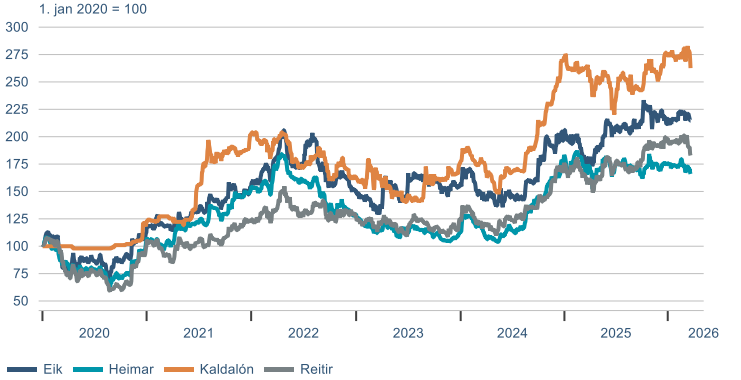

Leiðrétt fyrir arðgreiðslur.
Heimild: Nasdaq Iceland, Macrobond Financials

Skuldabréf

Óverðtryggð ríkisbréf

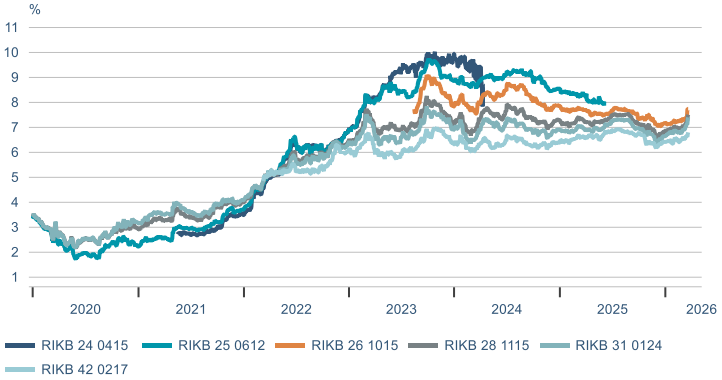

Verðtryggð ríkisbréf

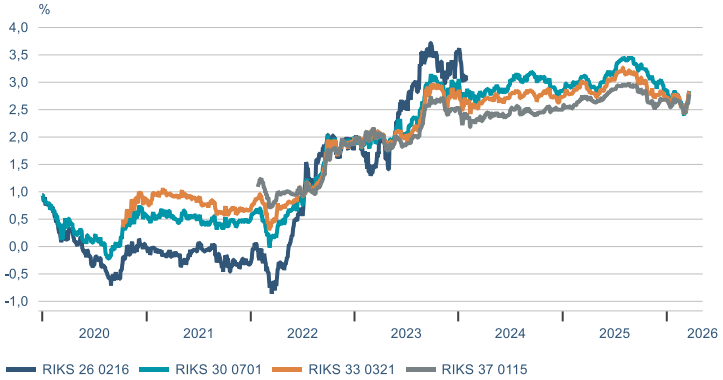

Sértryggð skuldabréf - óverðtryggð

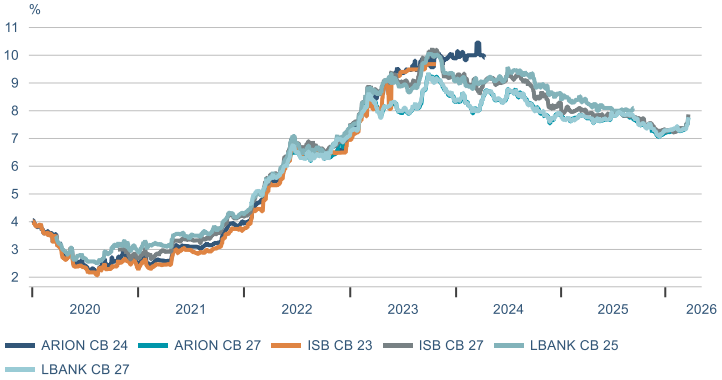

Sértryggð skuldabréf - verðtryggð

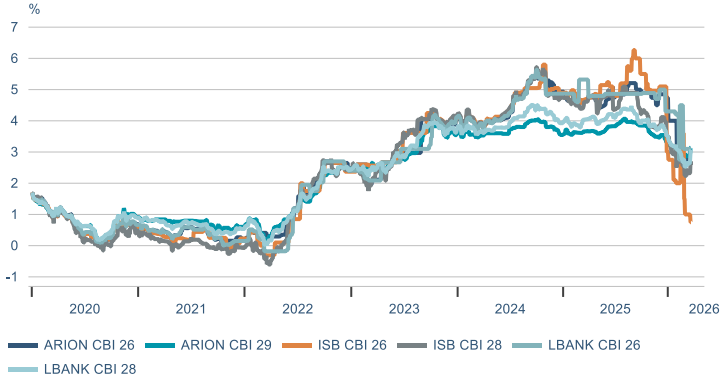

Bandarísk ríkisskuldabréf

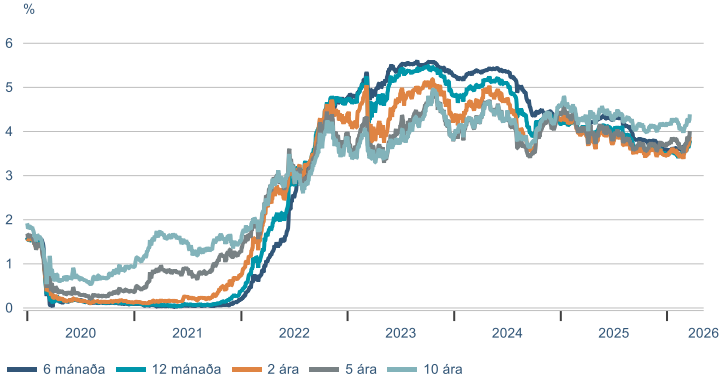

Þýsk ríkisskuldabréf

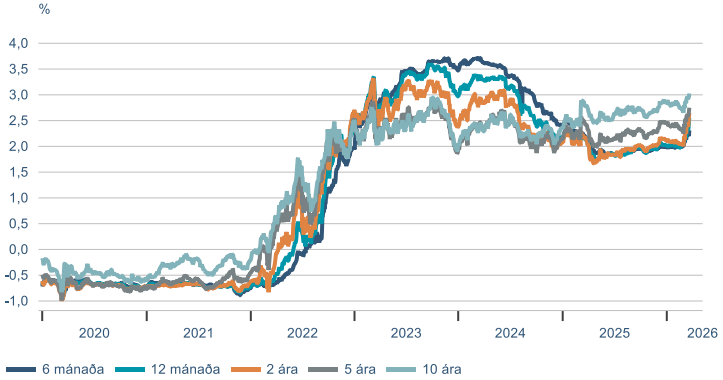

Heimild: Nasdaq Iceland, Macrobond Financials

Gjaldeyrir

Gengi krónunnar

Gengisvísitala

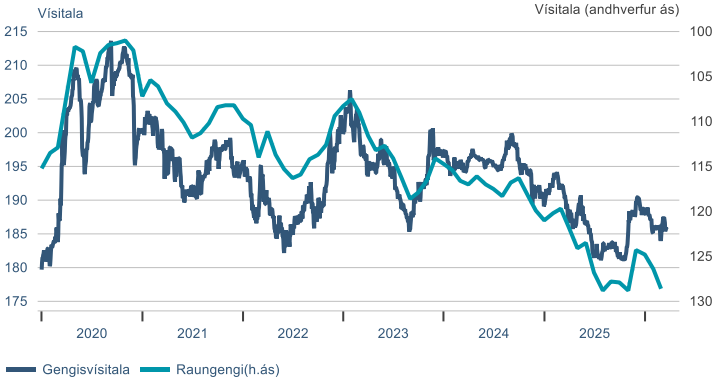

Inngrip SÍ

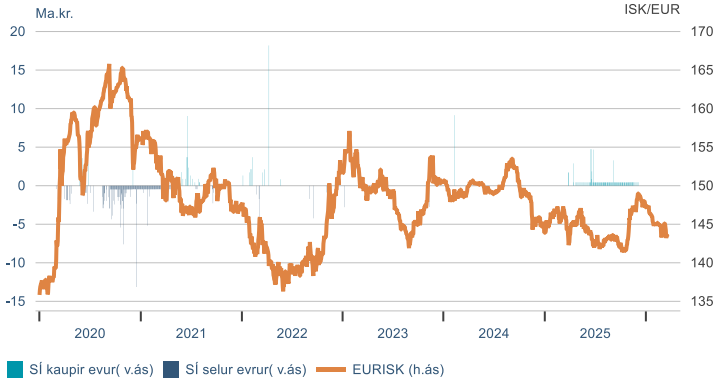

Vaxtamunur við evru

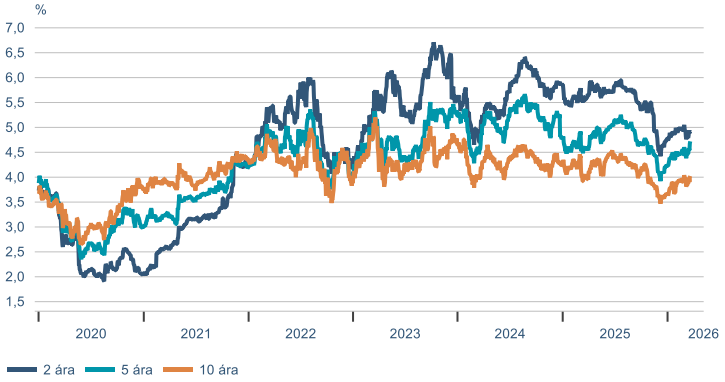

Staða framvirkra samninga með gjaldeyri

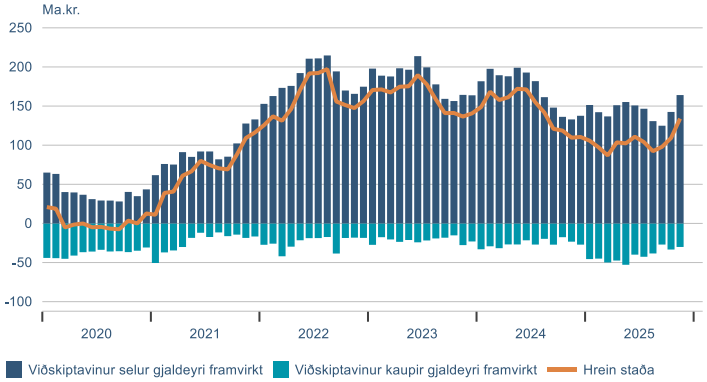

Hrein gjaldeyriskaup lífeyrissjóða

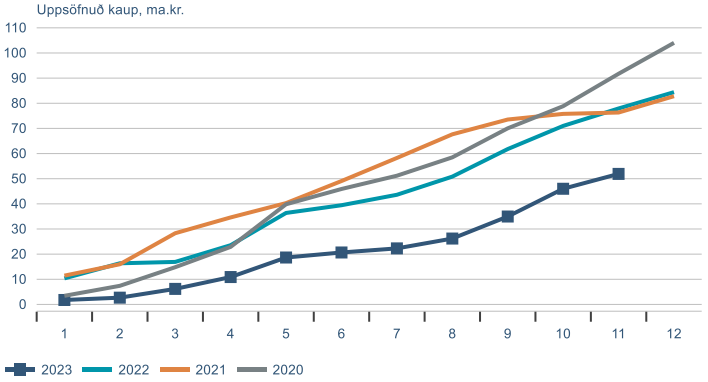

Heimild: Seðlabanki Íslands, Macrobond Financials

Hrávörur

S&P GSCI hrávöruvísitölur

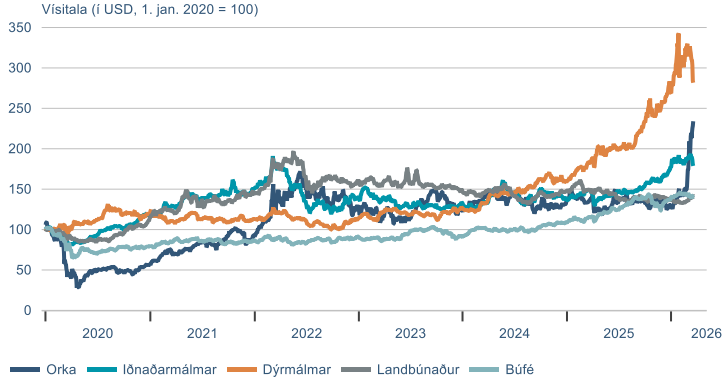

Álverð

Heimsmarkaðsverð á olíu

Baltic exchange flutningsvísitölur

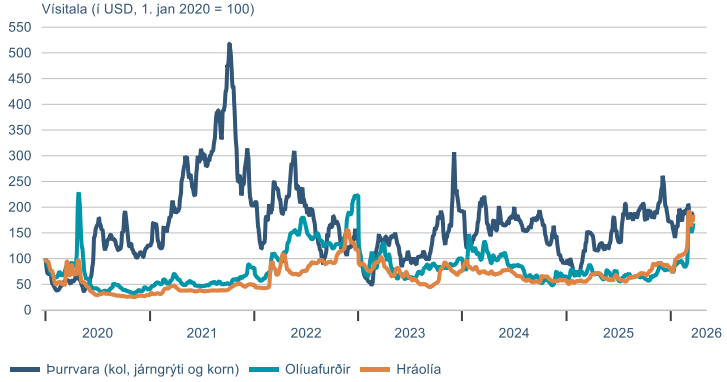

Heimild: Macrobond Financials

Hlutabréf		ávöxtun			
		Áramót	1M	3M	12M
OMXIPI	2.006	-7,7%	-9,8%	-5,9%	-9,3%
OMXIGI	1.239	-6,0%	-8,1%	-4,1%	-5,2%
Alvotech	435	-31,2%	-15,4%	-29,6%	-70,9%
Amaroq	159,0	-12,6%	-14,5%	-1,9%	-2,8%
Eimskip	230,0	-15,4%	-5,0%	-14,8%	-42,7%
Hampiðjan	88,5	-13,2%	-21,0%	-12,4%	-17,6%
Icelandair	0,7	-18,1%	-7,2%	-20,7%	-34,0%
John Bean	16.200	-16,0%	-19,7%	-15,1%	-4,5%
Oculis	3.140	22,2%	-12,0%	20,1%	25,6%
Brim	79,5	11,0%	-4,0%	10,6%	19,1%
Iceland Seafood	5,0	2,9%	0,8%	5,9%	-3,8%
Ísfélag	140,0	3,7%	0,7%	12,9%	2,3%
Síldarvinnslan	99,0	2,7%	-6,8%	3,0%	16,8%
Festi	312,0	-1,7%	-7,4%	-1,7%	11,4%
Hagar	111,0	-5,1%	-9,0%	-3,5%	13,5%
Skeljungur	16,0	2,5%	-1,0%	5,7%	-2,2%
Ölgerðin	#NULL!				
Nova	4,2	-3,2%	-2,6%	-3,7%	-5,5%
Síminn	12,4	-13,5%	-12,3%	-13,5%	-13,5%
Sýn	21,0	16,0%	18,6%	14,8%	-30,5%
Arion	178,0	-6,5%	-5,4%	-1,9%	25,4%
Íslandsbanki	129,5	-7,3%	-2,3%	-5,0%	18,3%
Kvika	17,4	-3,5%	-2,4%	1,2%	17,5%
Sjóvá	36,2	-14,8%	-12,0%	-14,2%	-18,4%
Skagi	17,0	-12,6%	-8,4%	-13,0%	-8,7%
Eik	13,6	-1,4%	-4,2%	-1,4%	20,2%
Heimar	34,8	-6,5%	-6,7%	-6,5%	-1,1%
Kaldalón	26,0	-4,4%	-5,1%	-5,1%	-0,4%
Reitir	114,0	-11,6%	-12,3%	-10,9%	12,0%

Leiðrétt fyrir arðgreiðslum

Ríkisskuldabréf				ávöxtun			
	krafa	verð	meðalt.	áramót	1M	3M	12M
RIKB 26 1015	7,72%	99,4	0,6	1,2%	0,3%	1,4%	7,7%
RIKB 27 0415	7,76%	100,2	1,0	0,9%	0,0%	0,9%	7,6%
RIKB 28 1115	7,52%	94,1	2,5	-0,1%	-0,7%	-0,4%	6,9%
RIKB 31 0124	7,40%	96,4	4,3	-1,6%	-1,8%	-1,9%	5,4%
RIKB 35 0917	7,01%	99,9	7,0	-2,2%	-1,7%	-2,5%	5,4%
RIKB 42 0217	6,81%	78,0	11,0	-2,6%	-2,9%	-3,3%	4,8%
RIKS 30 0701	2,84%	101,6	4,0	2,7%	-0,1%	3,3%	9,7%
RIKS 33 0321	2,83%	101,1	6,4	2,1%	-0,7%	2,7%	9,5%
RIKS 37 0115	2,79%	83,5	10,2	1,6%	-1,3%	1,8%	7,4%

Gjaldeyrir					
		áramót	1M	3M	12M
GVT	185,9	-1,1%	-0,1%	-1,0%	-2,1%
EUR	143,8	-2,3%	-0,8%	-2,3%	-1,2%
USD	124,5	-0,6%	1,1%	-1,0%	-6,8%
GBP	166,4	-1,5%	0,2%	-1,0%	-3,9%
DKK	19,2	-2,3%	-0,8%	-2,3%	-1,3%
SEK	13,3	-2,0%	-1,8%	-1,2%	0,8%
NOK	13,0	4,7%	1,3%	5,5%	3,1%
CHF	158,1	-0,2%	-0,4%	0,1%	4,1%
JPY	0,78	-2,3%	-1,2%	-1,9%	-12,1%

Heimild: Nasdaq Iceland, Seðlabanki Íslands., Kodiak

Þessi samantekt og/eða umfjöllun er markaðsefni ætlað til upplýsingar en ekki sem grundvöllur viðskipta. Markaðsefni þetta felur hvorki í sér fjárfestingarráðgjöf né óháða fjárfestingargreiningu. Lagakröfur sem gilda um fjárfestingarráðgjöf og fjárfestingargreiningu eiga því ekki við, þ.m.t. bann við viðskiptum fyrir dreifingu.

Upplýsingar um þróun gengis innlendra hlutabréfa, skuldabréfa og/eða vísitalna koma frá Nasdaq Iceland – Kauphöllinni. Á vef Landsbankans er hægt að nálgast nánari upplýsingar með því að smella á viðkomandi hlutabréf, skuldabréfaflokk eða vísitölu. Upplýsingar um þróun gengis erlendra fjármálagerninga, vísitalna og/eða sjóða koma frá aðilum sem Landsbankinn hefur metið áreiðanlega. Þróun gengis í fortíð gefur ekki vísbendingu um framtíðarþróun.

Upplýsingar um fyrri árangur sjóða Landsbréfa byggja á upplýsingum frá Landsbréfum. Á vef Landsbankans er hægt að nálgast nánari upplýsingar með því að smella á heiti viðkomandi sjóðs, þ.m.t. um árangur síðastliðinna fimm ára. Upplýsingar um fyrri árangur sjóða sýna nafnávöxtun, nema annað sé tekið fram. Ef fyrri árangur sjóða byggir á erlendum gjaldmiðli getur ávöxtun aukist eða minnkað vegna gengissveiflna. Árangur í fortíð gefur ekki áreiðanlega vísbendingu um framtíðarárangur.

Verðbréfaviðskipti fela í sér áhættu og eru lesendur hvattir til að kynna sér Áhættulýsingu vegna viðskipta með fjármálagerninga og Stefnu Landsbankans um hagsmunaárekstra sem finna má á vef Landsbankans.

Landsbankinn hefur starfsleyfi sem viðskiptabanki samkvæmt lögum nr. 161/2002 um fjármálafyrirtæki og sætir eftirliti Fjármálaeftirlits Seðlabanka Íslands (www.sedlabanki.is/fjarmalaeftirlit).