Vikubyrjun
26. janúar 2026

Greiningardeild Landsbankans

Dagatal

Vikud.	Dag.	kl.	Viðburður	tímabil	Birtingaraðili
þri	27. jan.	09:00	Lánasjóðir ríkisins	des '25	Seðlabankinn
		09:00	Verðbr.-, fjárfest.- og fagfjárfestasjóðir	des '25	Seðlabankinn
		09:00	Önnur fjármálafyrirtæki	des '25	Seðlabankinn
mið	28. jan.		**Könnun á væntingum markaðsaðila**	**1F**	**Seðlabankinn**
			Stjórnendaruppgjör	2025	Eimskip
fim	29. jan.	09:00	**Vísitala neysluverðs**	**jan**	**Hagstofan**
		09:00	**Gistinætur**	**des '25**	**Hagstofan**
			Ársuppgjör	**2025**	**Landsbankinn**
		09:00	Verðbréfafjárfesting	des '25	Seðlabankinn
		09:00	Nýskráningar og gjaldþrot fyrirtækja	2025	Hagstofan
			Ferðaþjónustan í tölum	jan	Ferðamálastofa
		09:00	Vöruviðskipti	des '25	Hagstofan
		09:00	Staða markaðsverðbréfa	des '25	Seðlabankinn

- Efnahagsmál

Verðlag

Vísitala neysluverðs

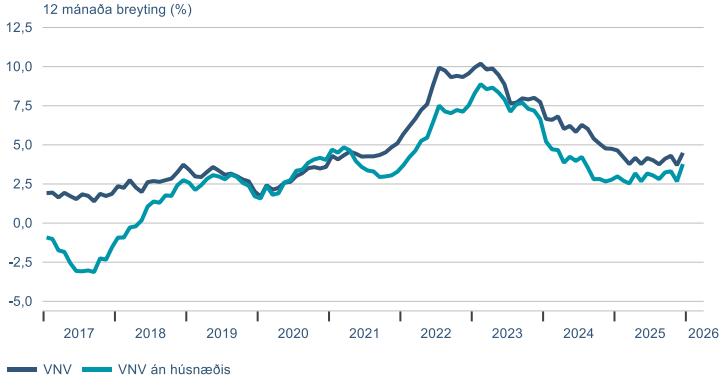

Kjarnavísitölur

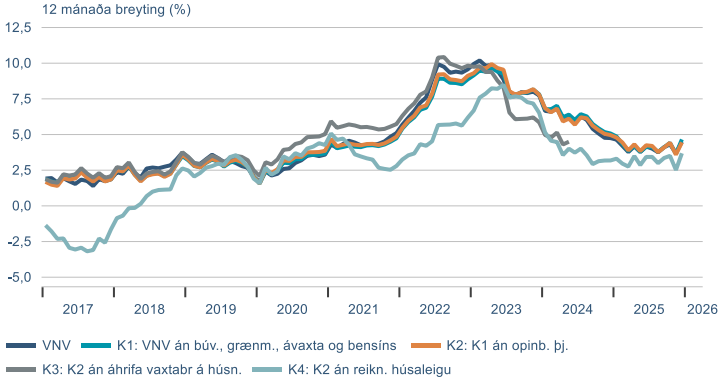

Eftir eðli og uppruna

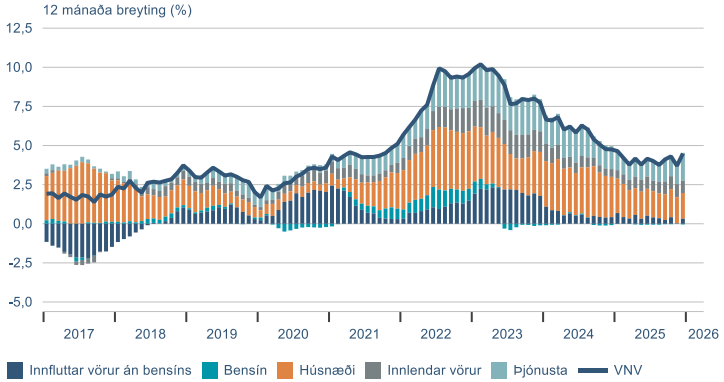

Valdir undirliðir

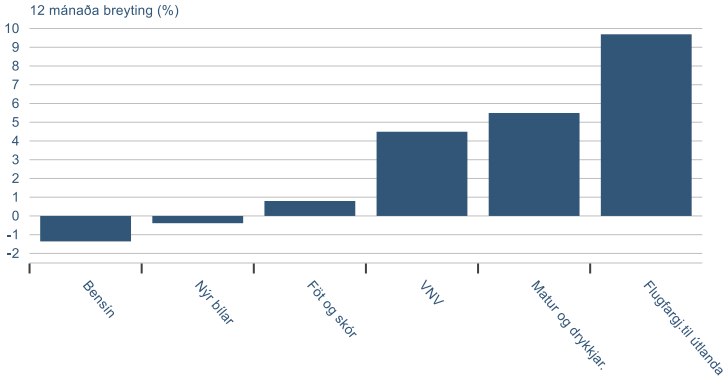

Verðbólguálag á skuldabréfamarkaði

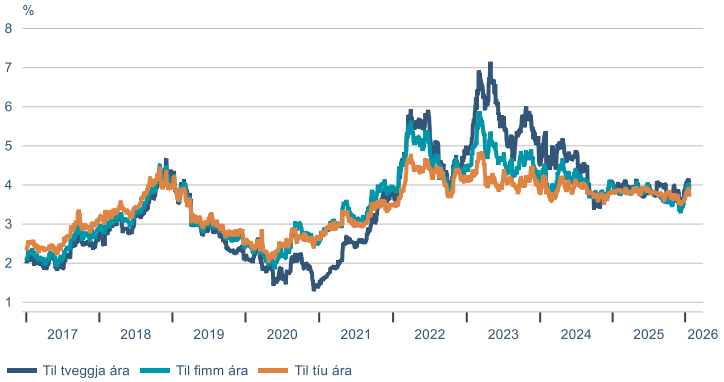

Væntingakönnun markaðsaðila

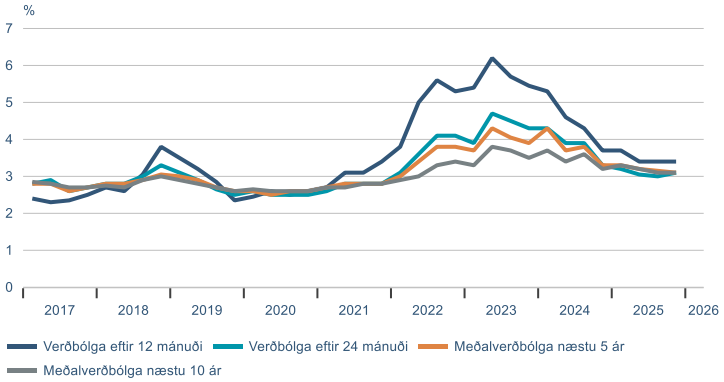

Heimild: Hagstofa Íslands, Seðlabanki Íslands, Nasdaq Iceland, Macrobond Financials

Heimili

Einkaneysla, kortavelta og laun

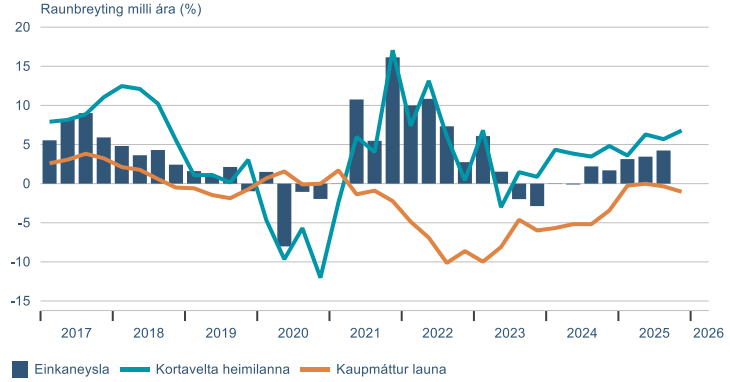

Greiðslukortavelta

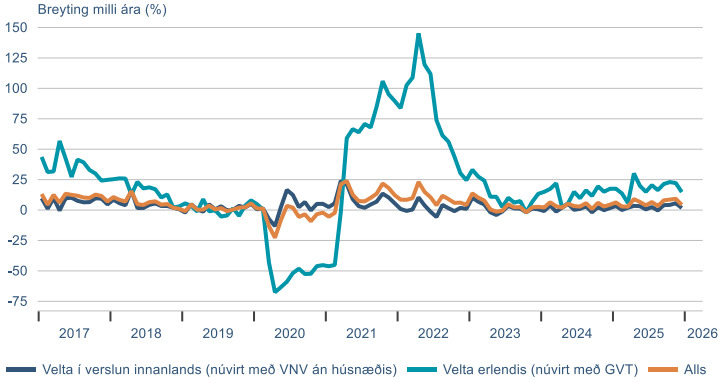

Innlán og yfirdráttur heimilanna

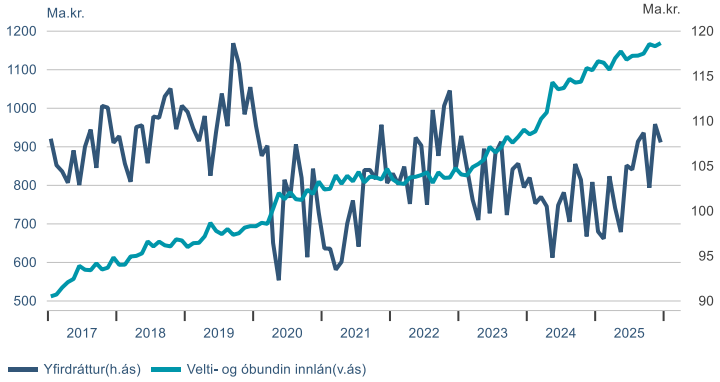

Velta skv. VSK-skýrslum

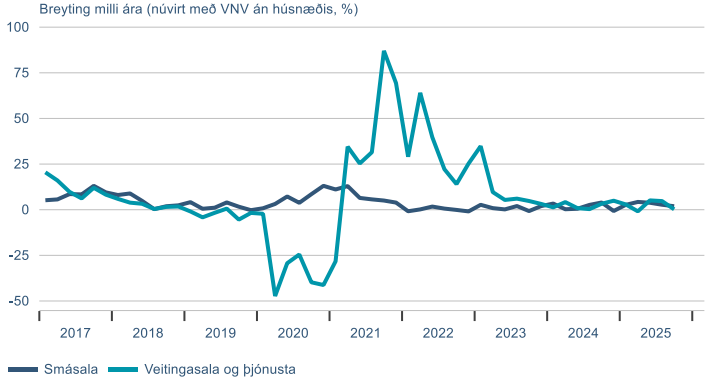

Innflutningur

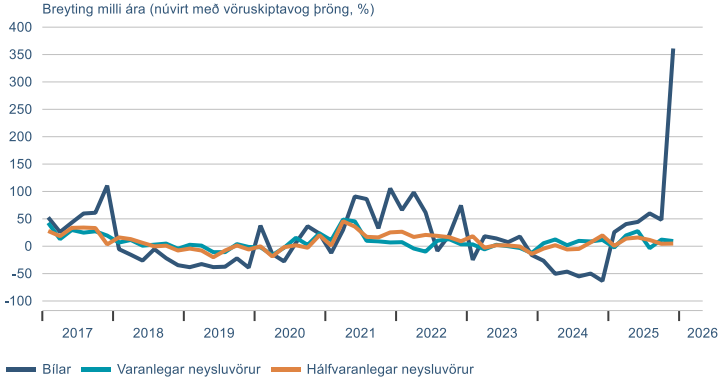

Væntingavísitala

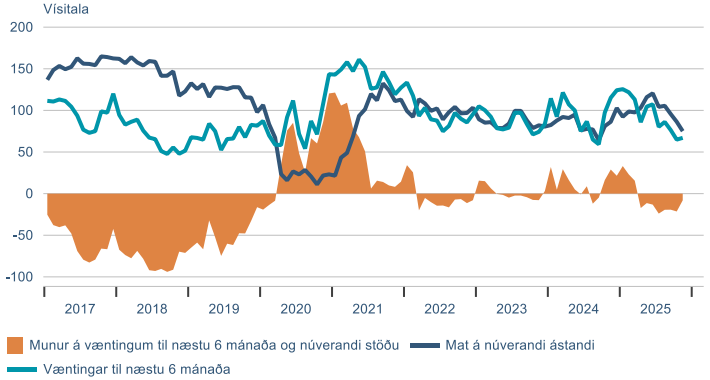

Heimild: Hagstofa Íslands, Seðlabanki Íslands, Macrobond Financials

Vinnumarkaður

Atvinnuleysi

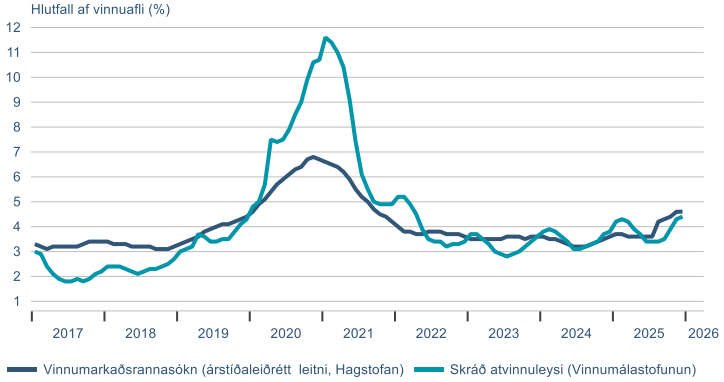

Atvinnuþátttaka

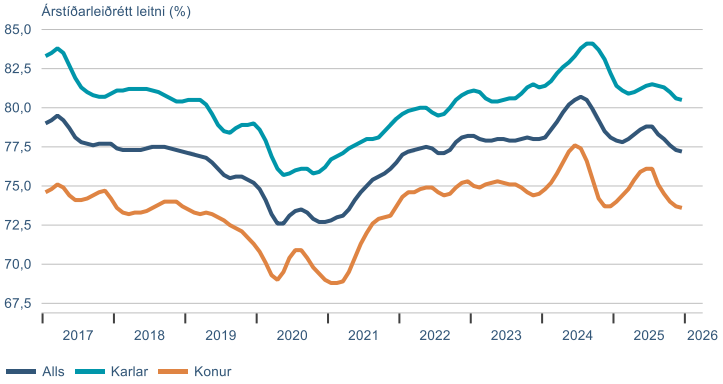

Laun

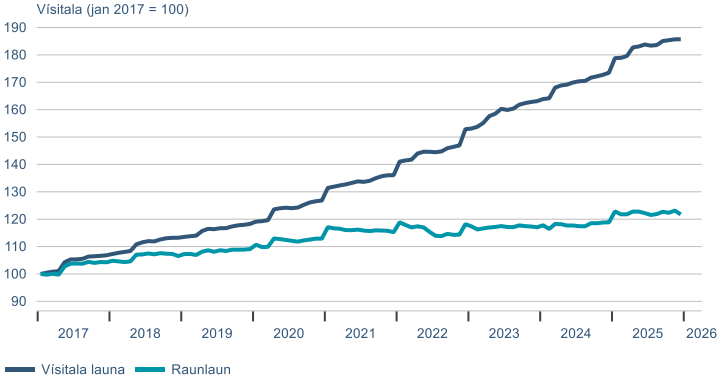

Fjöldi vinnustunda

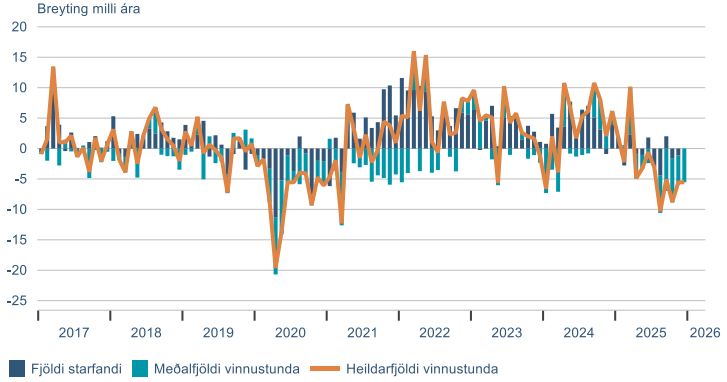

Heimild: Hagstofa Íslands, Macrobond Financials

Fasteignamarkaður

Vísitala íbúðaverðs

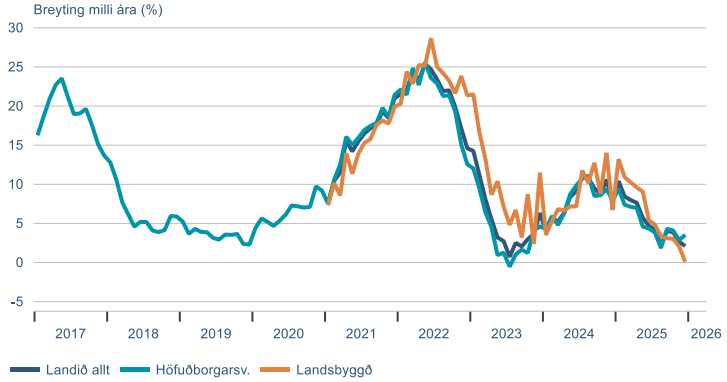

Eftir tegund húsnæðis

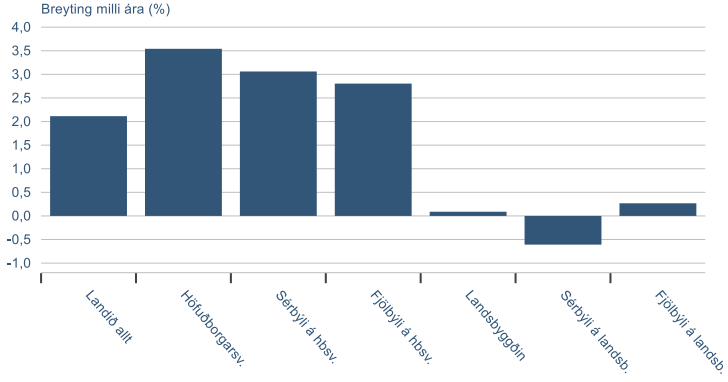

Vísitala leiguverðs

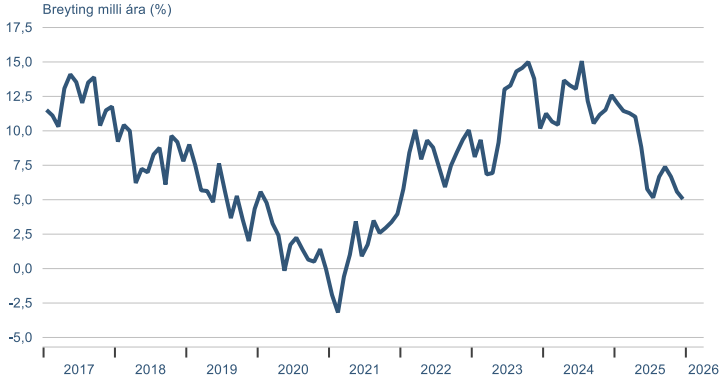

Velta í byggingariðnaði

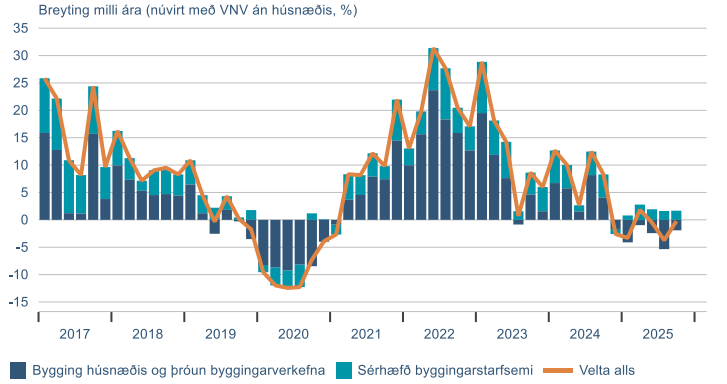

Byggingavörur

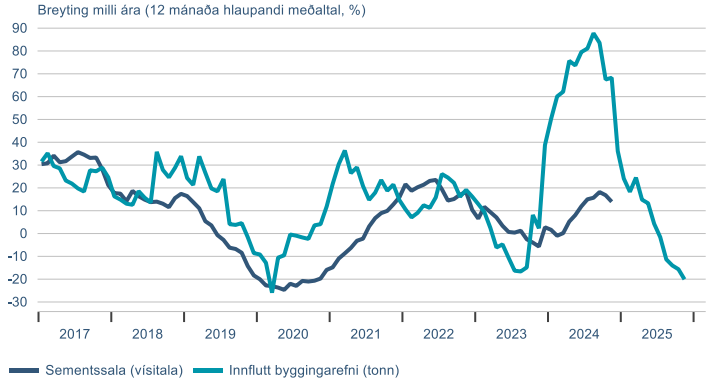

Vísitala íbúðaverðs á höfuðborgarsvæðinu á móti undirliggjandi efnahagsþætti

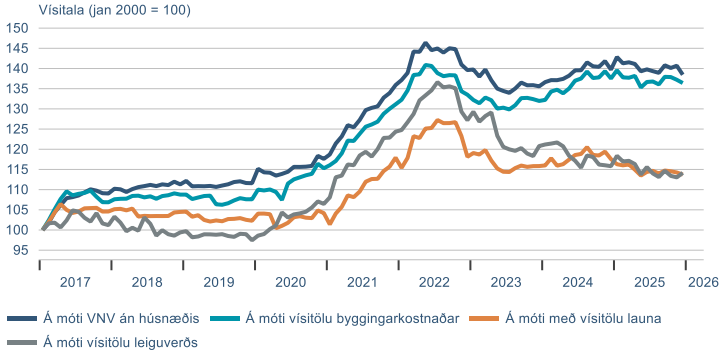

Heimild: Hagstofa Íslands, Húsnæðis- og mannvirkjastofnun, Macrobond Financials

Ferðaþjónusta

Erlendir ferðamenn um Leifsstöð

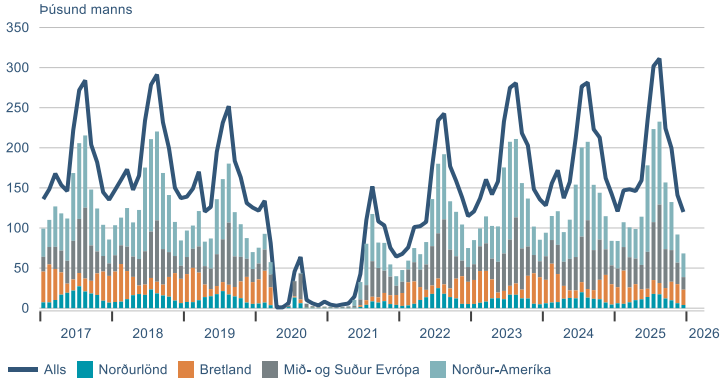

Uppsafnaður fjöldi erlendra ferðamanna innan árs

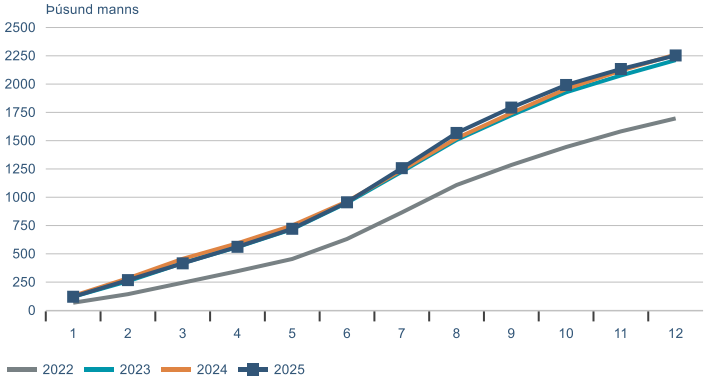

Helstu hagvísar ferðaþjónustu

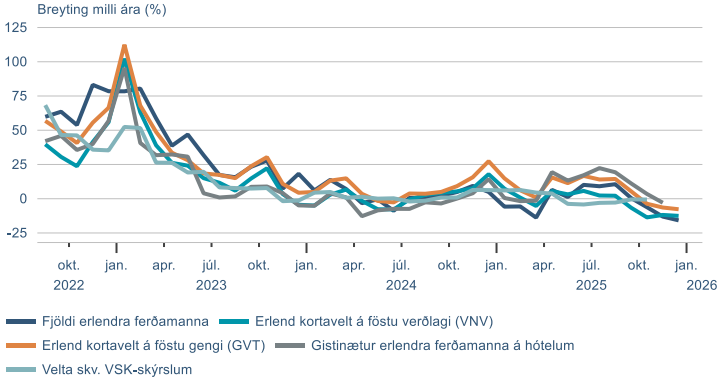

Velta erlendra greiðslukorta

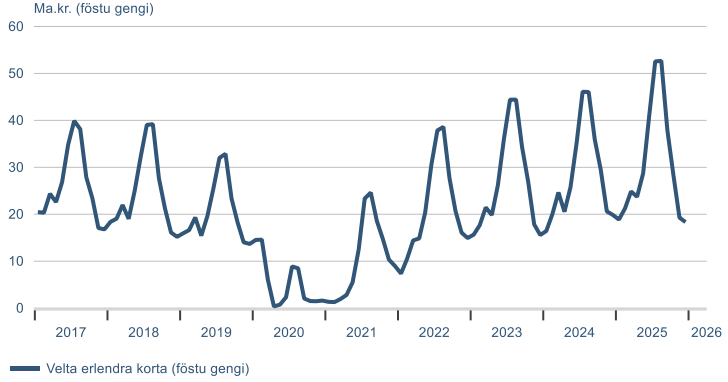

Velta í ferðaþjónustu

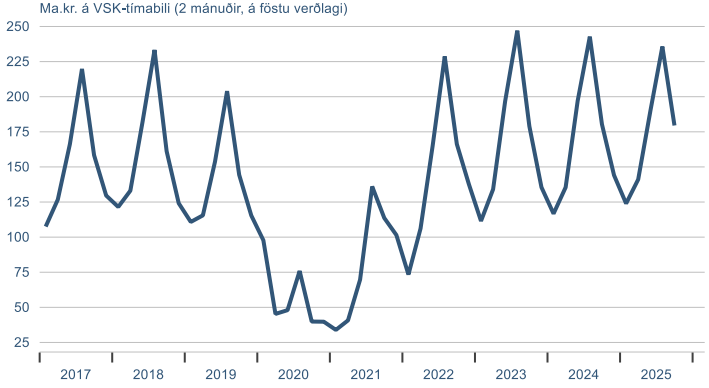

Gistinætur á hótelum

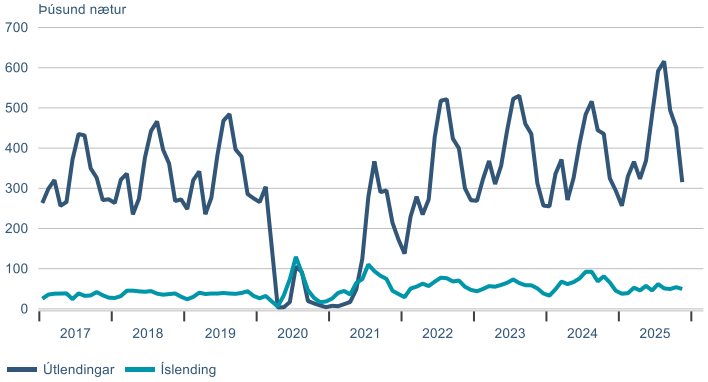

Heimild: Ferðamálastofa, Hagstofa Íslands, Macrobond Financials

Alþjóðlegur samanburður

Hagvöxtur

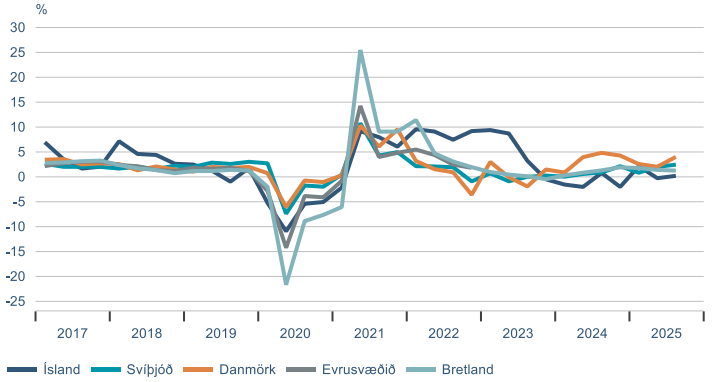

Verðbólga

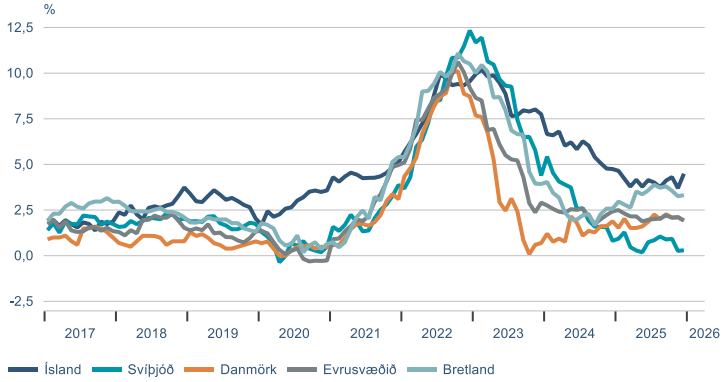

Stýrivextir

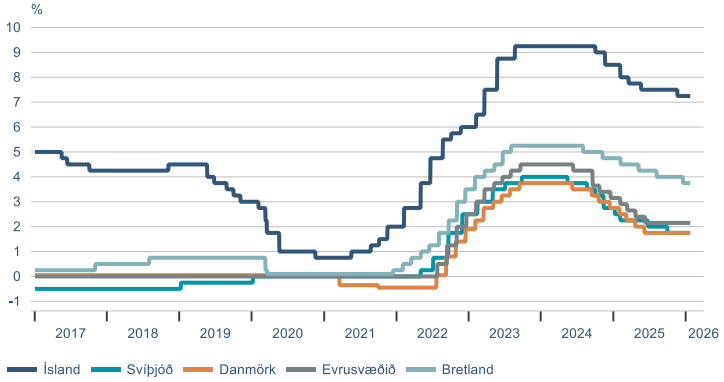

Atvinnuleysi

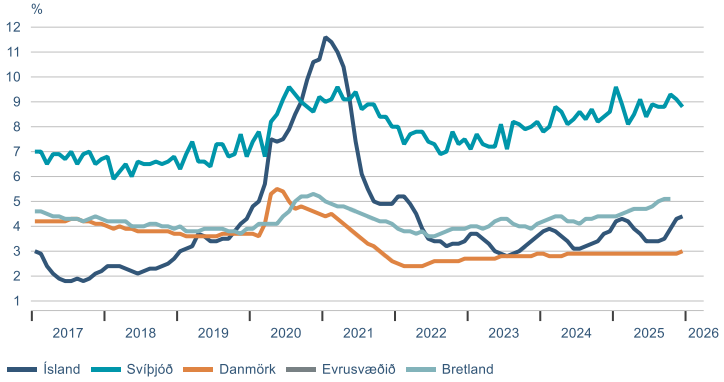

Raunverð íbúða

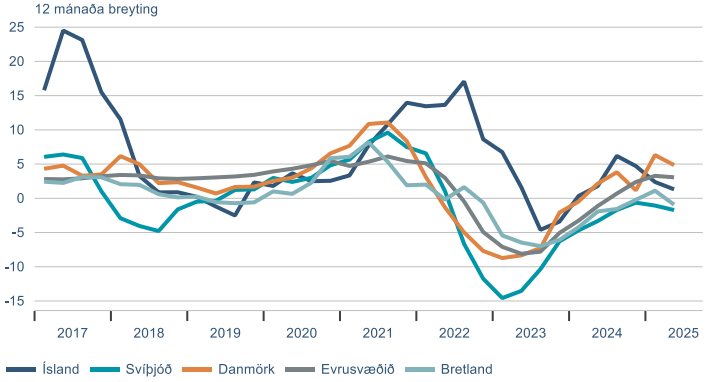

Heimild: Macrobond Financials

- Fjármálamarkaðir

Hlutabréf

OMX-vísitölur

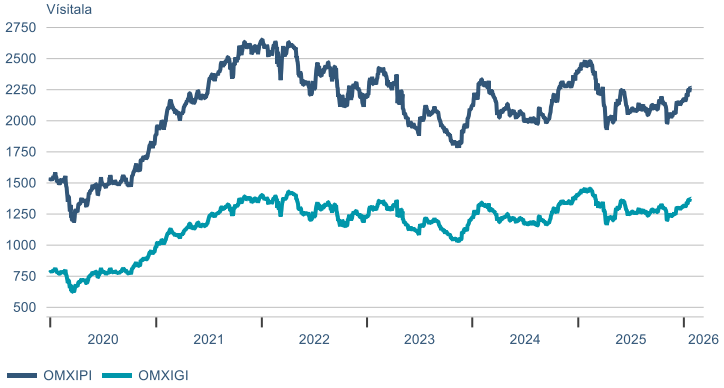

Það sem af er ári *)

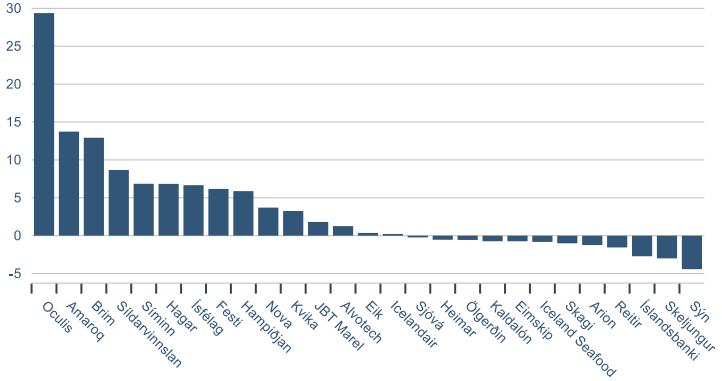

Hlutabréfavísitölur

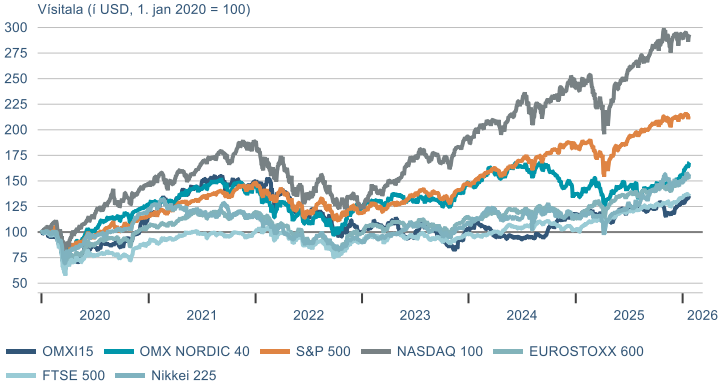

Vix-vísitölur

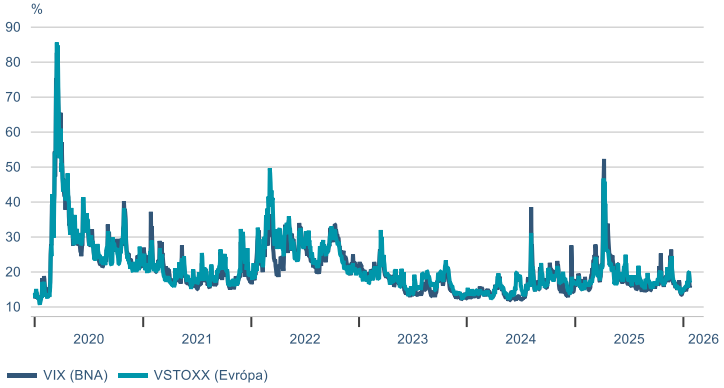

*) Leiðrétt fyrir arðgreiðslum
Heimild: Nasdaq Iceland,Kodiak, Macrobond Financials

Hlutabréf

Félög með tekjur í erlendri mynt

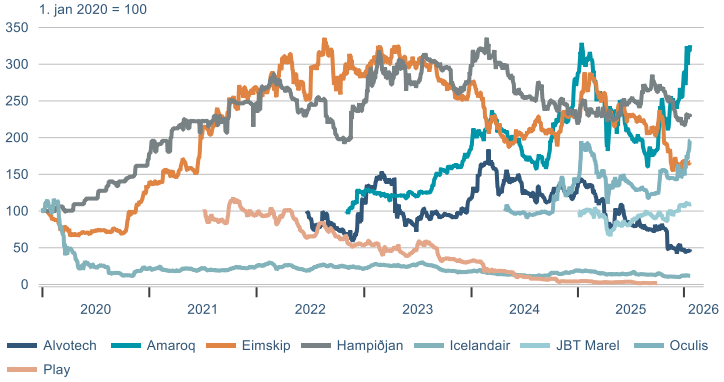

Útvegsfyrirtæki

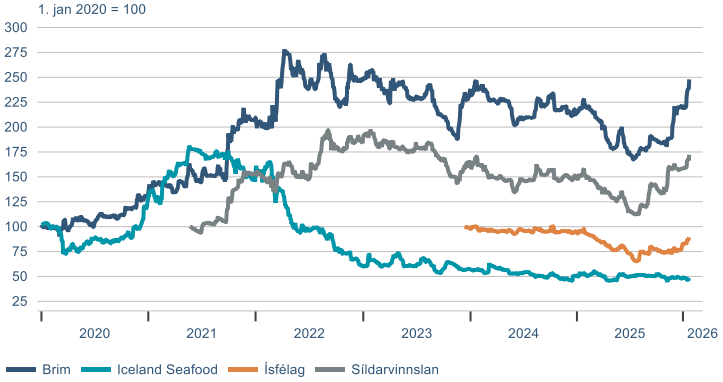

Heild- og smásala

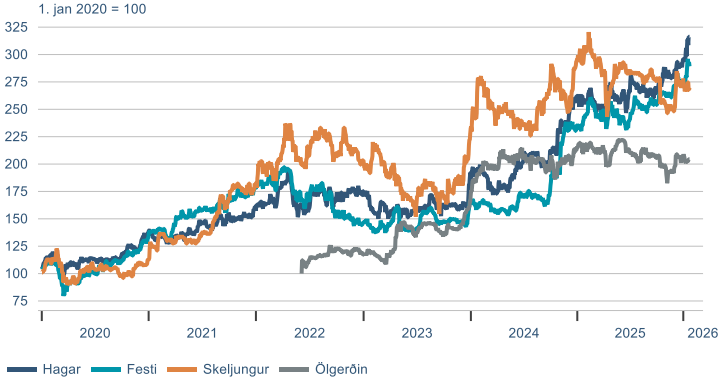

Tæknifyrirtæki

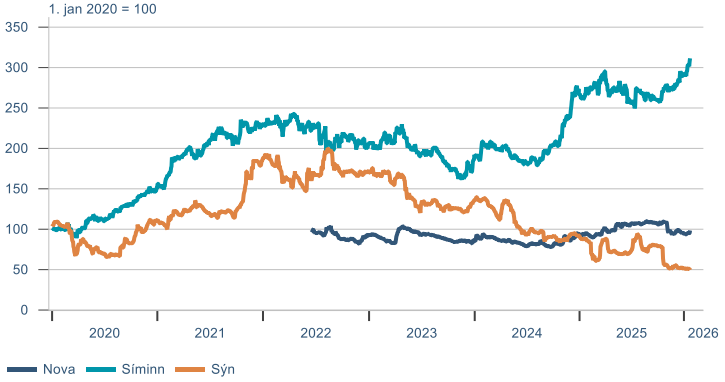

Fjármálafyrirtæki

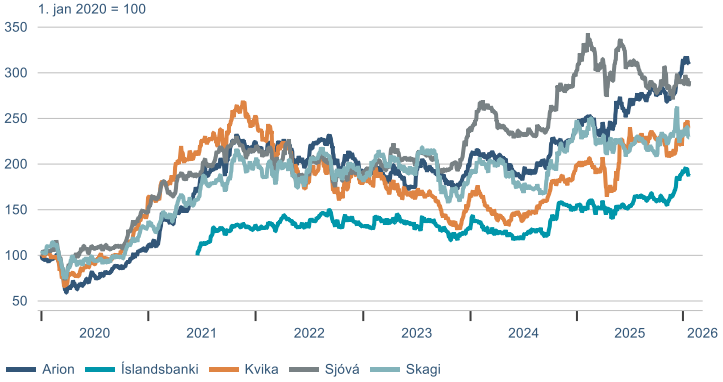

Fasteignafélög

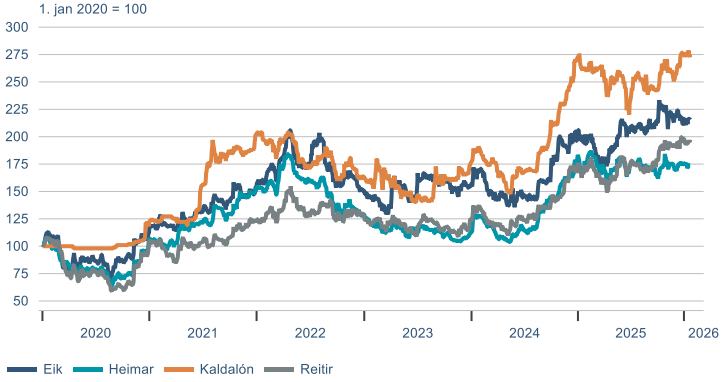

Leiðrétt fyrir arðgreiðslur.
Heimild: Nasdaq Iceland, Macrobond Financials

Skuldabréf

Óverðtryggð ríkisbréf

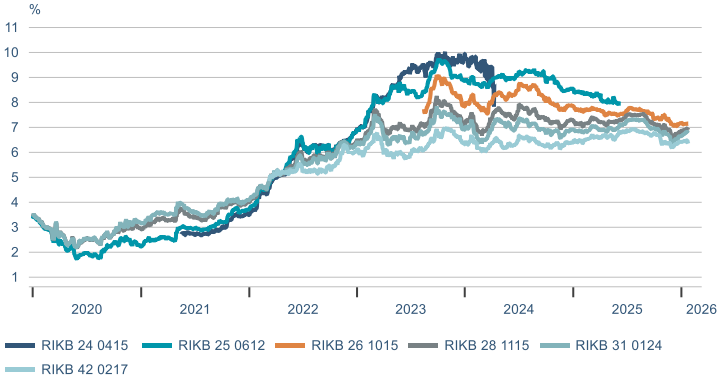

Verðtryggð ríkisbréf

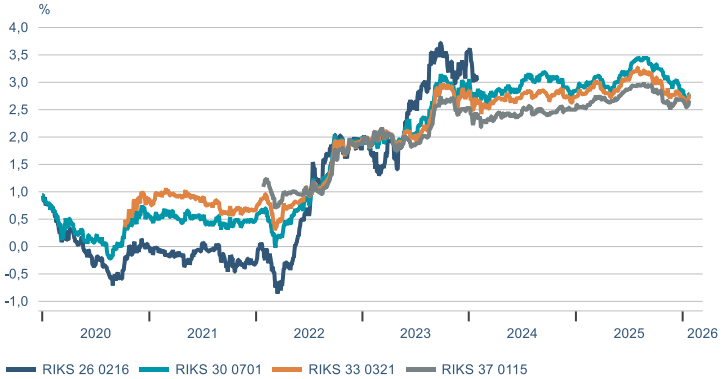

Sértryggð skuldabréf - óverðtryggð

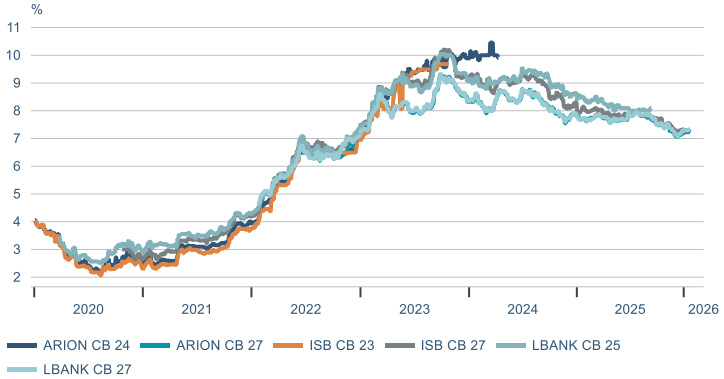

Sértryggð skuldabréf - verðtryggð

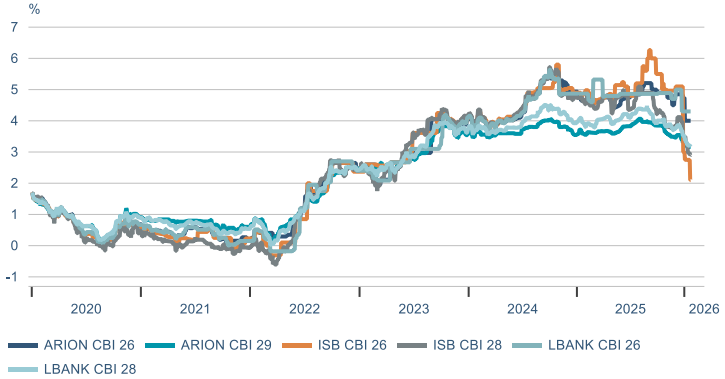

Bandarísk ríkisskuldabréf

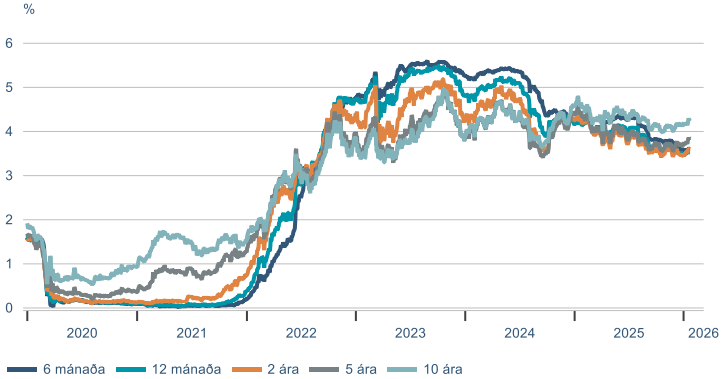

Þýsk ríkisskuldabréf

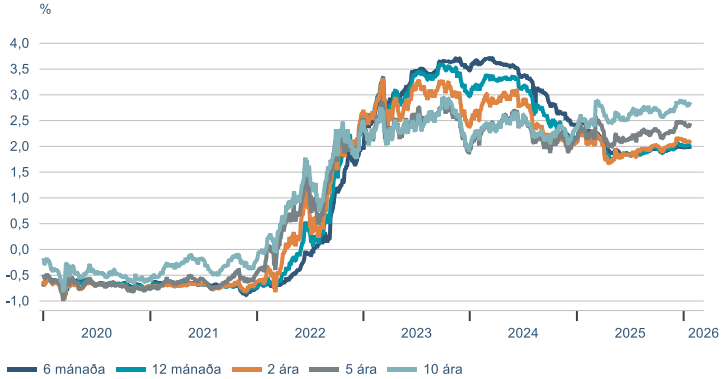

Heimild: Nasdaq Iceland, Macrobond Financials

Gjaldeyrir

Gengi krónunnar

Gengisvísitala

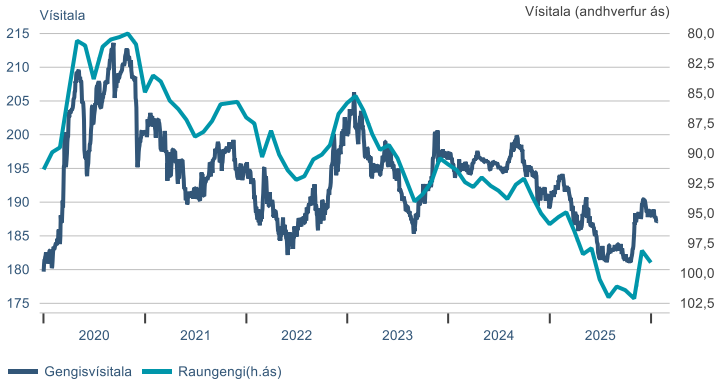

Inngrip SÍ

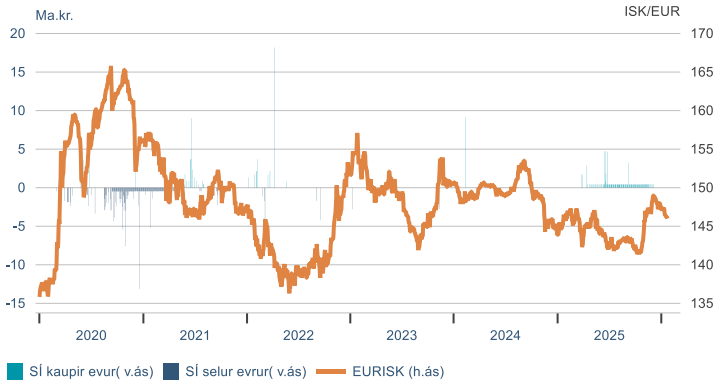

Vaxtamunur við evru

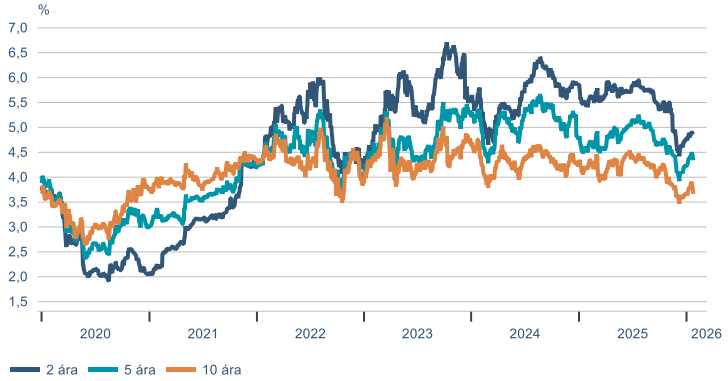

Staða framvirkra samninga með gjaldeyri

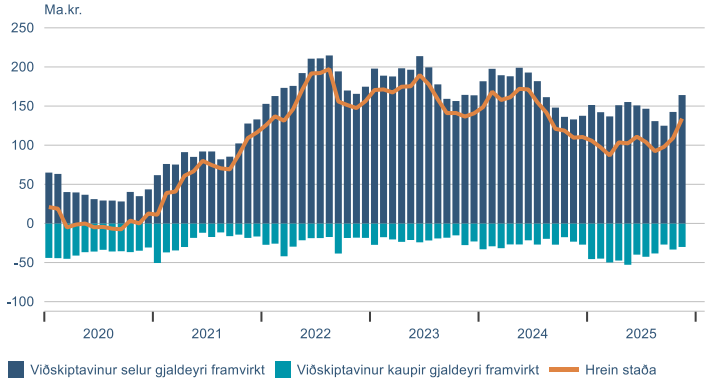

Hrein gjaldeyriskaup lífeyrissjóða

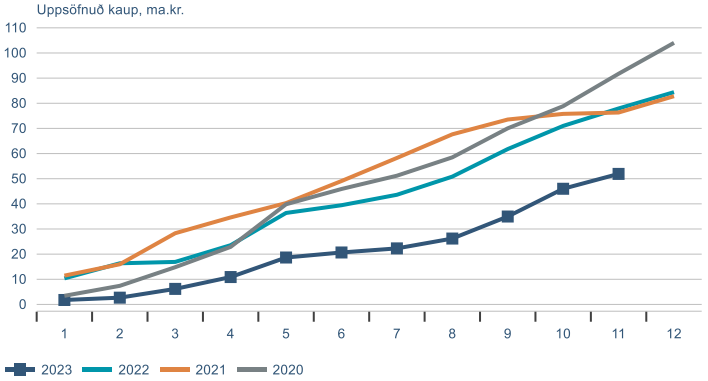

Heimild: Seðlabanki Íslands, Macrobond Financials

Hrávörur

S&P GSCI hrávöruvísitölur

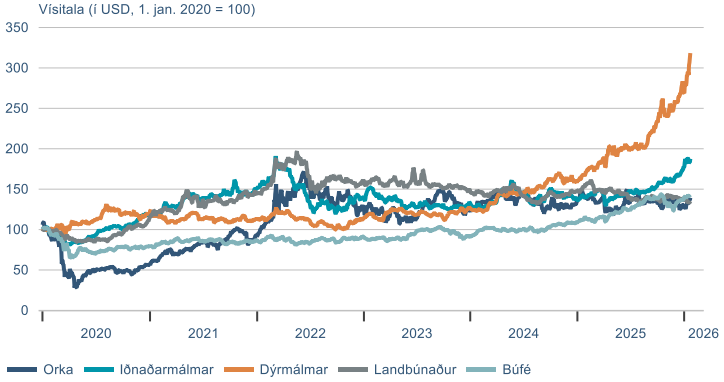

Álverð

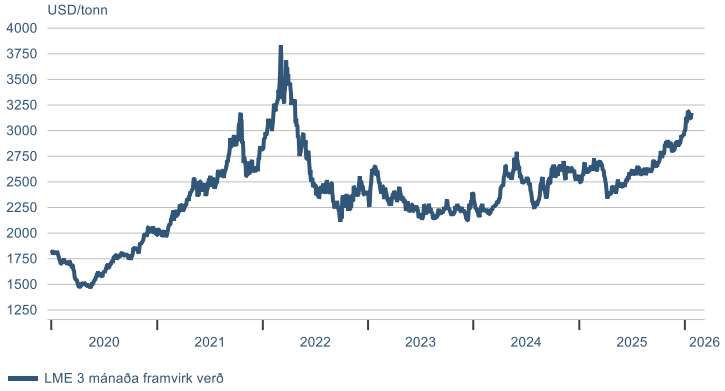

Heimsmarkaðsverð á olíu

Baltic exchange flutningsvísitölur

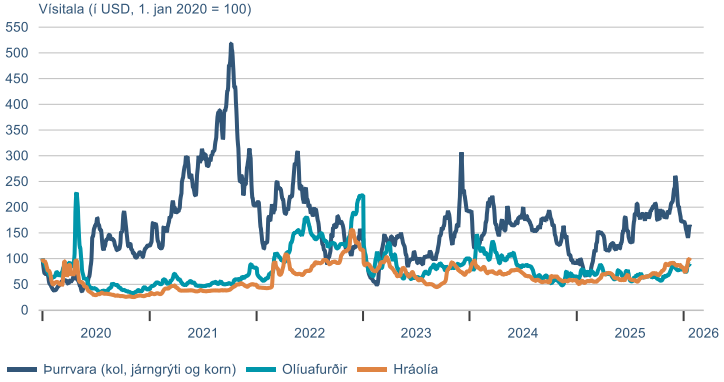

Heimild: Macrobond Financials

Hlutabréf		ávöxtun			
		Áramót	1M	3M	12M
OMXIPI	2.268	4,3%	5,3%	6,3%	-8,5%
OMXIGI	1.375	4,3%	5,3%	6,3%	-5,4%
Alvotech	644	1,9%	1,6%	-36,9%	-65,5%
Amaroq	220,0	20,9%	29,4%	51,7%	14,6%
Eimskip	270,0	-0,7%	-0,7%	-12,9%	-40,7%
Hampiðjan	107,0	4,9%	3,9%	-13,0%	-7,2%
Icelandair	0,9	-0,9%	-4,1%	3,3%	-36,8%
John Bean	19.400	0,5%	-0,5%	22,0%	10,4%
Oculis	3.350	30,4%	27,9%	28,4%	3,4%
Brim	83,0	12,9%	11,4%	35,0%	9,0%
Iceland Seafood	4,8	-0,8%	2,1%	-2,8%	-7,3%
Ísfélag	146,0	8,1%	13,2%	22,7%	-6,2%
Síldarvinnslan	105,0	7,1%	7,4%	28,0%	8,2%
Festi	344,0	6,2%	6,2%	9,6%	20,4%
Hagar	125,0	6,8%	8,7%	10,1%	22,9%
Skeljungur	16,1	-3,6%	-1,2%	3,9%	-9,0%
Ölgerðin	17,6	-1,1%	-1,1%	2,3%	-5,9%
Nova	4,5	5,1%	4,6%	-8,5%	5,0%
Síminn	15,8	8,2%	9,0%	15,8%	17,8%
Sýn	17,1	-5,5%	-5,0%	-12,8%	-44,5%
Arion	198,5	-1,7%	1,1%	9,7%	23,5%
Íslandsbanki	140,0	-5,1%	-4,1%	14,3%	18,7%
Kvika	18,9	2,7%	8,6%	5,6%	18,4%
Sjóvá	43,2	-0,7%	0,0%	0,7%	-10,3%
Skagi	19,5	-2,0%	-1,5%	-1,5%	-3,6%
Eik	13,8	0,0%	1,5%	-3,5%	9,1%
Heimar	36,8	-1,1%	-1,1%	-1,9%	0,5%
Kaldalón	27,1	-0,4%	-0,4%	3,4%	4,2%
Reitir	127,0	-1,6%	-0,8%	1,6%	13,8%

Leiðrétt fyrir arðgreiðslum

Ríkisskuldabréf				ávöxtun			
	krafa	verð	meðalt.	áramót	1M	3M	12M
RIKB 26 1015	7,15%	99,7	0,7	0,4%	0,5%	2,0%	8,1%
RIKB 27 0415	7,10%	101,0	1,1	0,4%	0,5%	2,0%	8,2%
RIKB 28 1115	6,91%	95,3	2,7	0,3%	0,3%	1,7%	7,7%
RIKB 31 0124	6,77%	98,9	4,4	-0,1%	0,0%	1,5%	7,2%
RIKB 35 0917	6,48%	103,6	7,2	0,3%	0,4%	2,3%	7,9%
RIKB 42 0217	6,35%	81,7	10,7	1,1%	1,2%	2,9%	8,0%
RIKS 26 0216	3,15%	99,9	0,1	1,0%	1,2%	2,7%	9,3%
RIKS 30 0701	2,79%	101,9	4,1	1,2%	1,5%	3,5%	8,1%
RIKS 33 0321	2,76%	101,5	6,4	0,8%	1,0%	2,5%	7,5%
RIKS 37 0115	2,67%	84,3	10,4	1,1%	1,2%	2,2%	5,7%

Gjaldeyrir		áramót	1M	3M	12M
GVT	187,2	-0,4%	-0,8%	2,8%	-2,8%
EUR	146,0	-0,8%	-1,4%	2,7%	-0,3%
USD	124,3	-0,7%	-1,0%	1,4%	-11,4%
GBP	168,2	-0,5%	-0,8%	2,8%	-3,0%
DKK	19,5	-0,8%	-1,3%	2,7%	-0,4%
SEK	13,8	1,5%	1,0%	6,1%	8,1%
NOK	12,6	1,6%	1,3%	5,4%	1,5%
CHF	157,4	-0,6%	-1,3%	2,4%	1,5%
JPY	0,79	-2,0%	-2,3%	-2,2%	-12,7%

Heimild: Nasdaq Iceland, Seðlabanki Íslands., Kodiak

Þessi samantekt og/eða umfjöllun er markaðsefni ætlað til upplýsingar en ekki sem grundvöllur viðskipta. Markaðsefni þetta felur hvorki í sér fjárfestingarráðgjöf né óháða fjárfestingargreiningu. Lagakröfur sem gilda um fjárfestingarráðgjöf og fjárfestingargreiningu eiga því ekki við, þ.m.t. bann við viðskiptum fyrir dreifingu.

Upplýsingar um þróun gengis innlendra hlutabréfa, skuldabréfa og/eða vísitalna koma frá Nasdaq Iceland – Kauphöllinni. Á vef Landsbankans er hægt að nálgast nánari upplýsingar með því að smella á viðkomandi hlutabréf, skuldabréfaflokk eða vísitölu. Upplýsingar um þróun gengis erlendra fjármálagerninga, vísitalna og/eða sjóða koma frá aðilum sem Landsbankinn hefur metið áreiðanlega. Þróun gengis í fortíð gefur ekki vísbendingu um framtíðarþróun.

Upplýsingar um fyrri árangur sjóða Landsbréfa byggja á upplýsingum frá Landsbréfum. Á vef Landsbankans er hægt að nálgast nánari upplýsingar með því að smella á heiti viðkomandi sjóðs, þ.m.t. um árangur síðastliðinna fimm ára. Upplýsingar um fyrri árangur sjóða sýna nafnávöxtun, nema annað sé tekið fram. Ef fyrri árangur sjóða byggir á erlendum gjaldmiðli getur ávöxtun aukist eða minnkað vegna gengissveiflna. Árangur í fortíð gefur ekki áreiðanlega vísbendingu um framtíðarárangur.

Verðbréfaviðskipti fela í sér áhættu og eru lesendur hvattir til að kynna sér Áhættulýsingu vegna viðskipta með fjármálagerninga og Stefnu Landsbankans um hagsmunaárekstra sem finna má á vef Landsbankans.

Landsbankinn hefur starfsleyfi sem viðskiptabanki samkvæmt lögum nr. 161/2002 um fjármálafyrirtæki og sætir eftirliti Fjármálaeftirlits Seðlabanka Íslands (www.sedlabanki.is/fjarmalaeftirlit).