Vikubyrjun
12. janúar 2026

Greiningardeild Landsbankans

Dagatal

Vikud.	Dag.	kl.	Viðburður	tímabil	Birtingaraðili
mán	12. jan.		Útboð sérstryggðra skuldabréfa (ISB CB 31, ISB CBI 32)		Íslandsbanki
þri	13. jan.	09:00	Efnahagur Seðlabankans	des '25	Seðlabankinn
mið	14. jan.	09:00	Starfandi samkvæmt skrám	nov '25	Hagstofan
		09:00	Staðgreiðsluskyldar greiðslur	nov '25	Hagstofan
fim	15. jan.		**Árshlutauppgjör**	**3F 2025/26**	**Hagar**
		09:00	Fiskafli	des '25	Hagstofan
		09:00	Gjaldeyrisforði	des '25	Seðlabankinn
fös	16. jan.		**Lok verðkönnunarviku**	**jan**	**Hagstofan**
		09:00	**Greiðslumiðlun**	**des '25**	**Seðlabankinn**
			Álit greinenda birt	4F 2026	Íslandsbanki
		09:00	Tryggingafélög	des '25	Seðlabankinn
		09:00	Útboð verðbréfa	des '25	Seðlabankinn

- Efnahagsmál

Verðlag

Vísitala neysluverðs

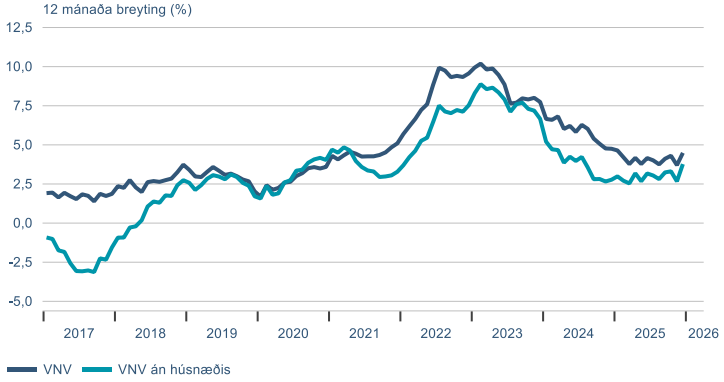

Kjarnavísitölur

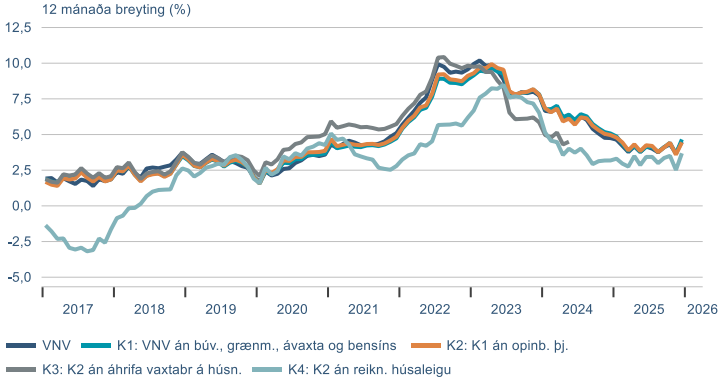

Eftir eðli og uppruna

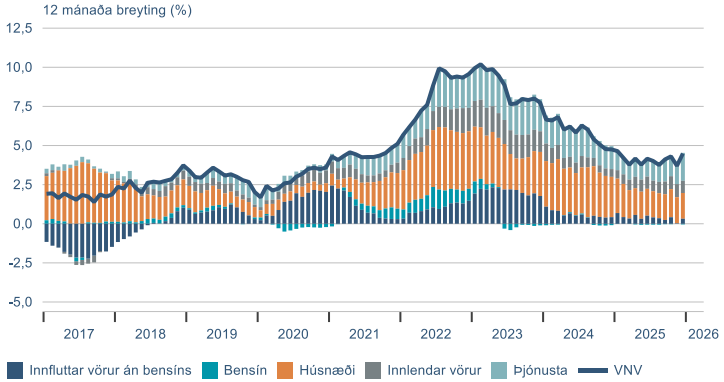

Valdir undirliðir

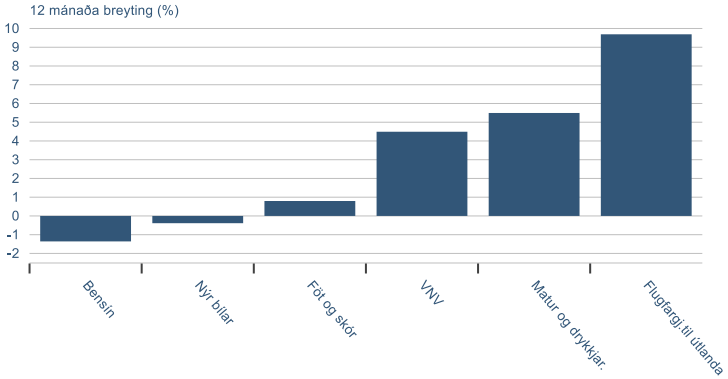

Verðbólguálag á skuldabréfamarkaði

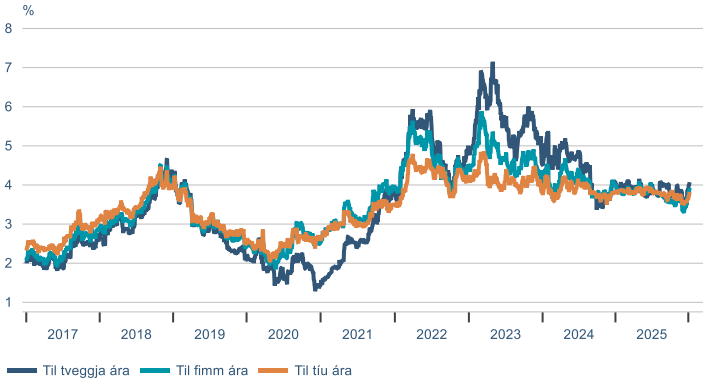

Væntingakönnun markaðsaðila

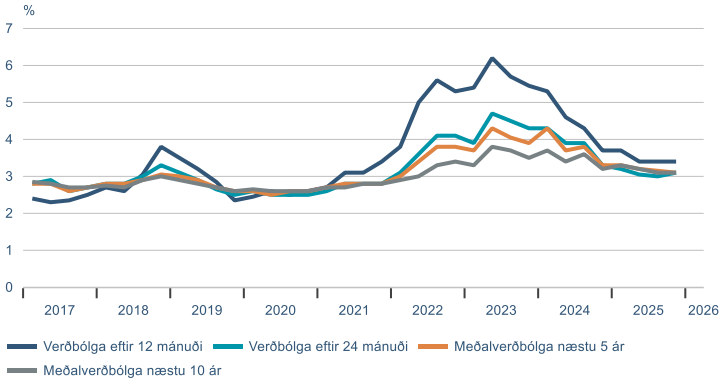

Heimild: Hagstofa Íslands, Seðlabanki Íslands, Nasdaq Iceland, Macrobond Financials

Heimili

Einkaneysla, kortavelta og laun

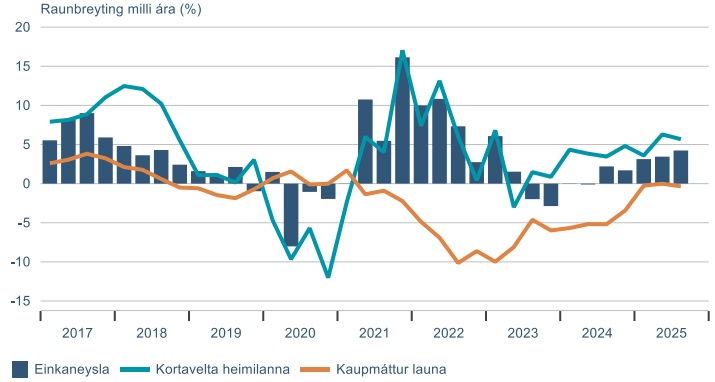

Greiðslukortavelta

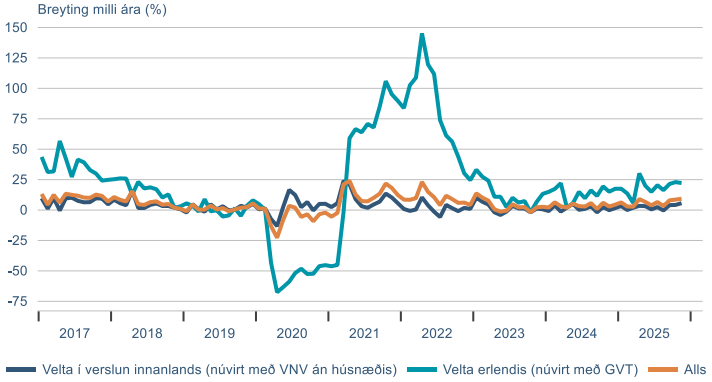

Innlán og yfirdráttur heimilanna

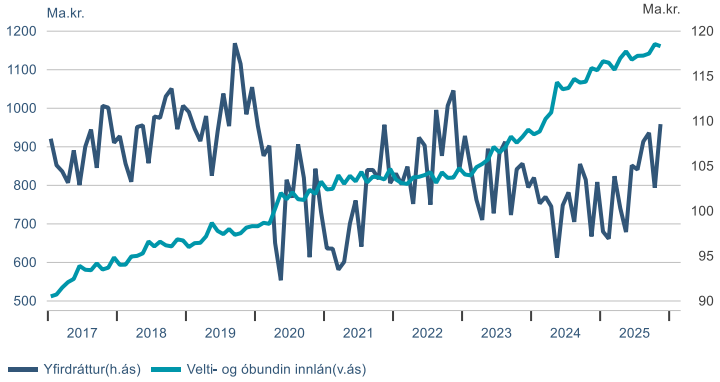

Velta skv. VSK-skýrslum

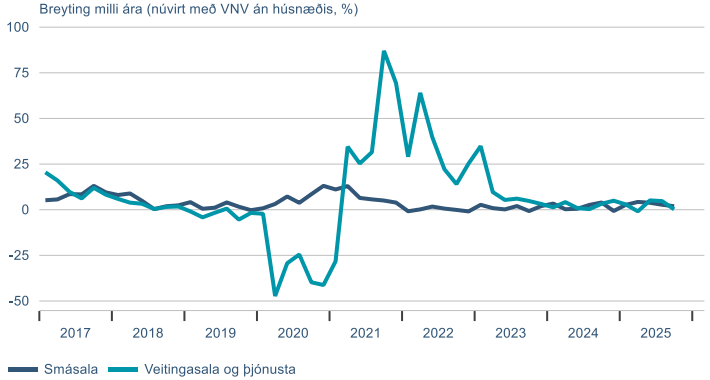

Innflutningur

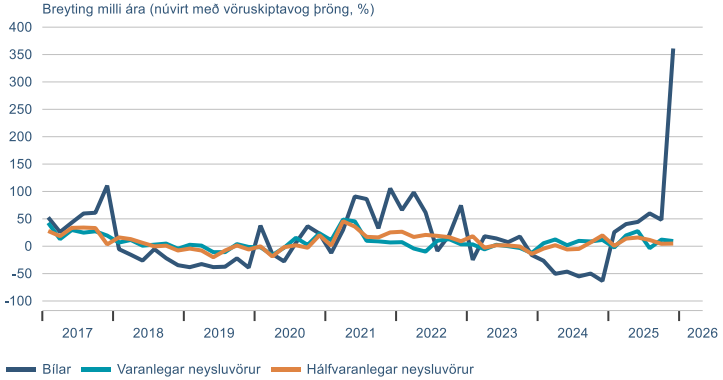

Væntingavísitala

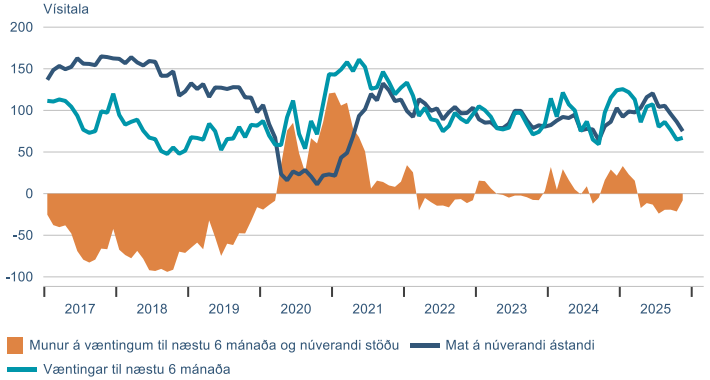

Heimild: Hagstofa Íslands, Seðlabanki Íslands, Macrobond Financials

Vinnumarkaður

Atvinnuleysi

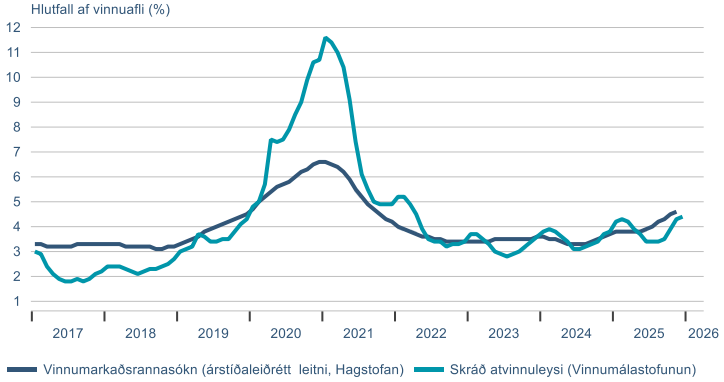

Atvinnuþátttaka

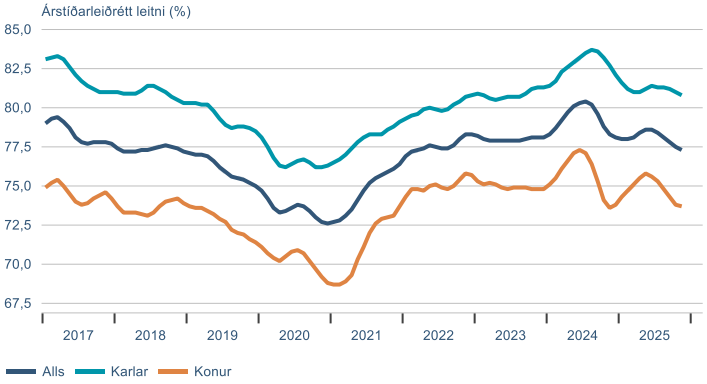

Laun

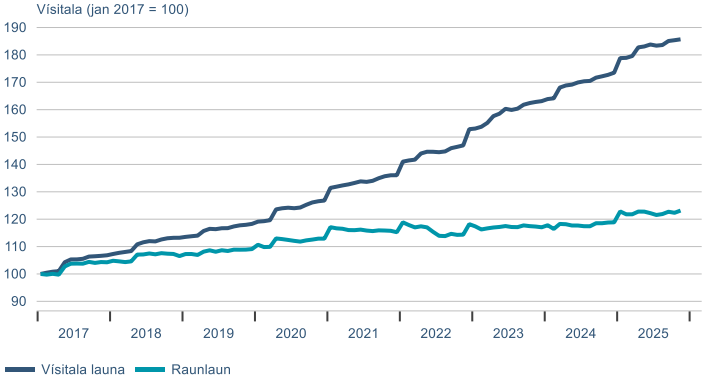

Fjöldi vinnustunda

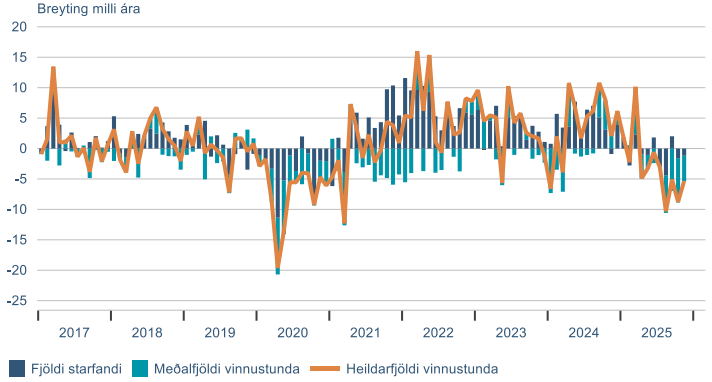

Heimild: Hagstofa Íslands, Macrobond Financials

Fasteignamarkaður

Vísitala íbúðaverðs

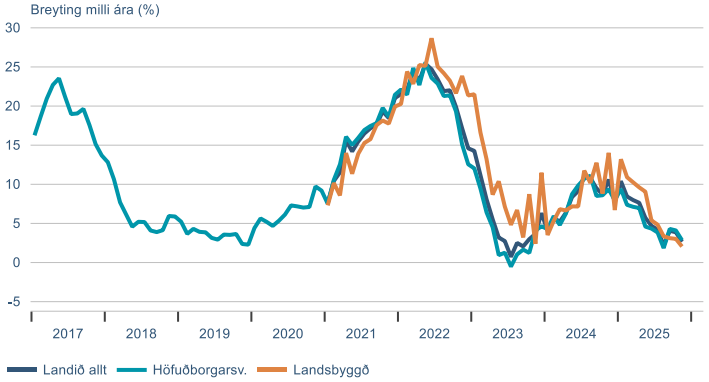

Eftir tegund húsnæðis

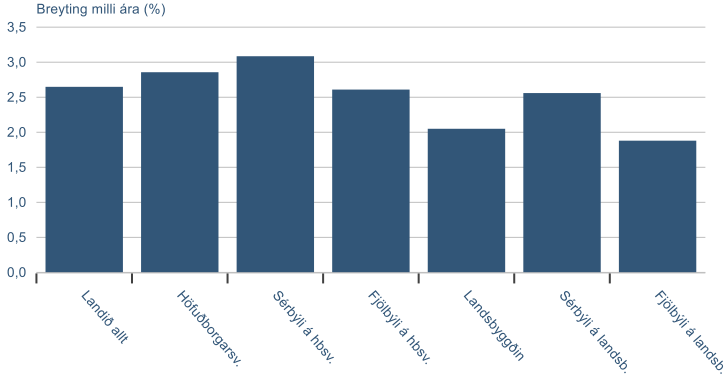

Vísitala leiguverðs

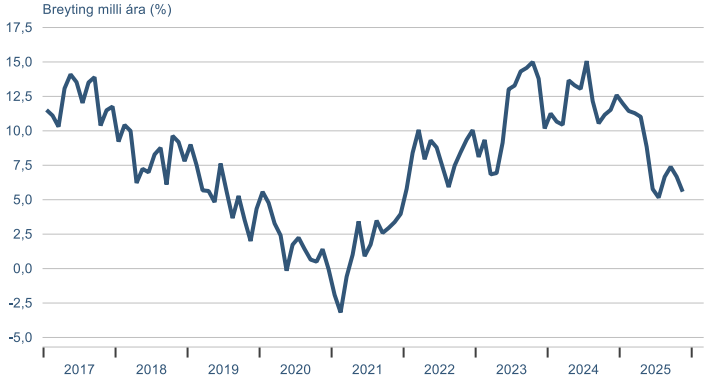

Velta í byggingariðnaði

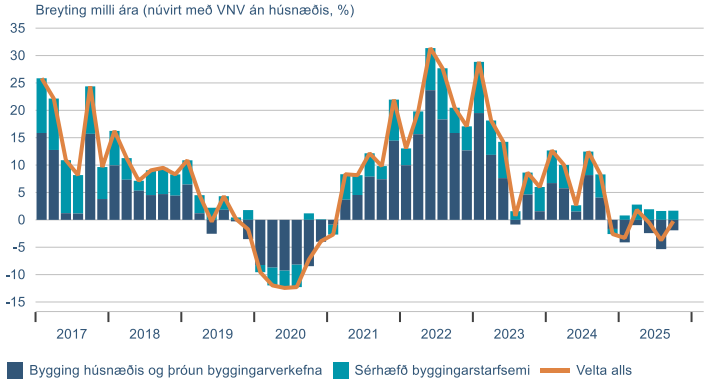

Byggingavörur

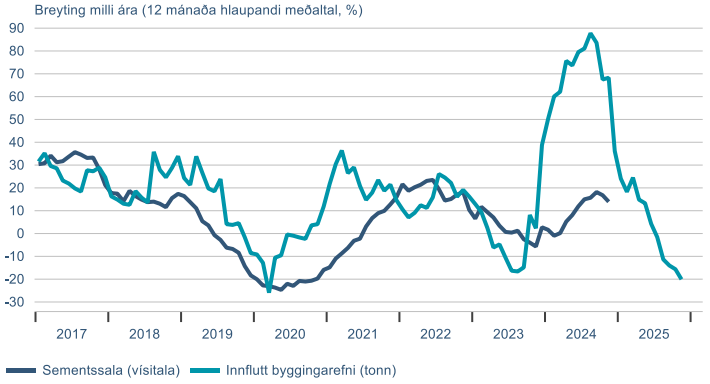

Vísitala íbúðaverðs á höfuðborgarsvæðinu á móti undirliggjandi efnahagsþætti

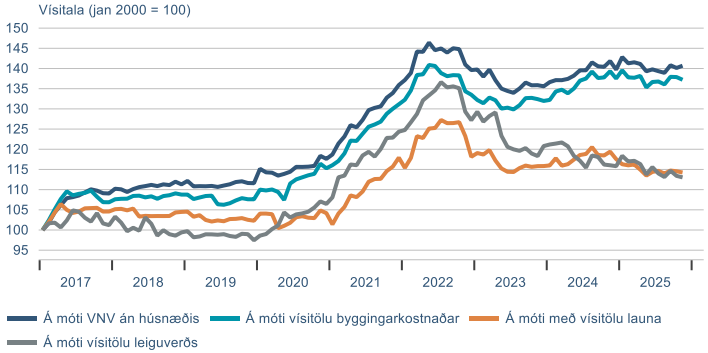

Heimild: Hagstofa Íslands, Húsnæðis- og mannvirkjastofnun, Macrobond Financials

Ferðaþjónusta

Erlendir ferðamenn um Leifsstöð

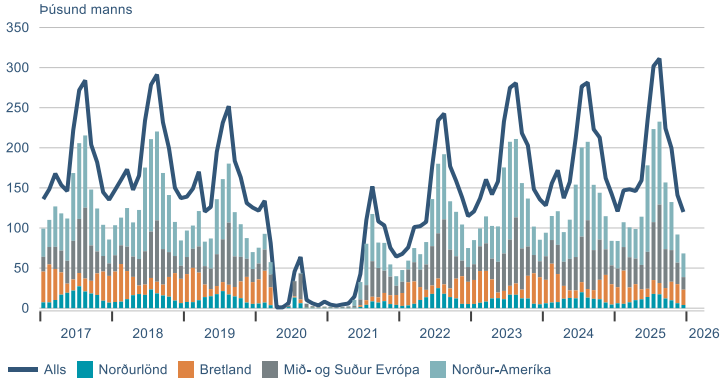

Uppsafnaður fjöldi erlendra ferðamanna innan árs

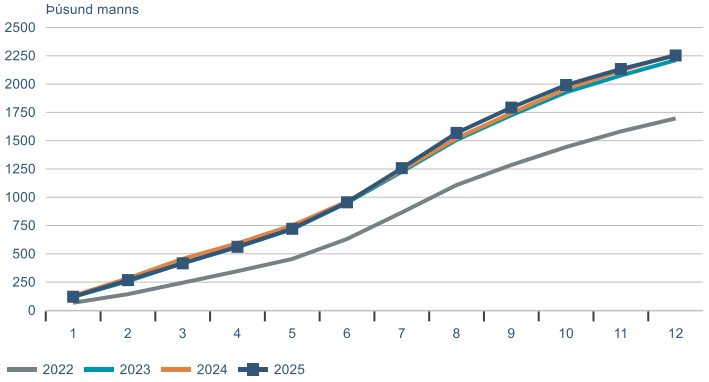

Helstu hagvísar ferðaþjónustu

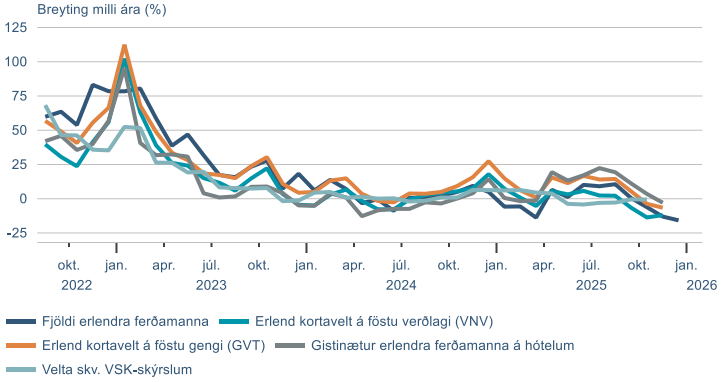

Velta erlendra greiðslukorta

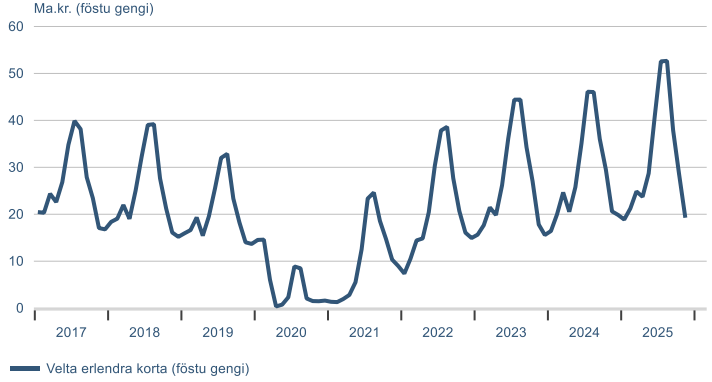

Velta í ferðaþjónustu

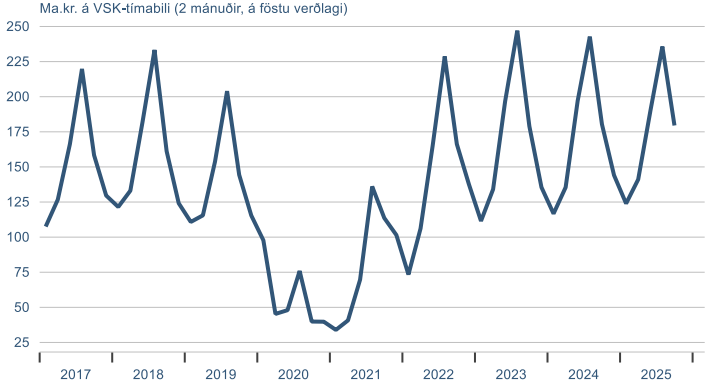

Gistinætur á hótelum

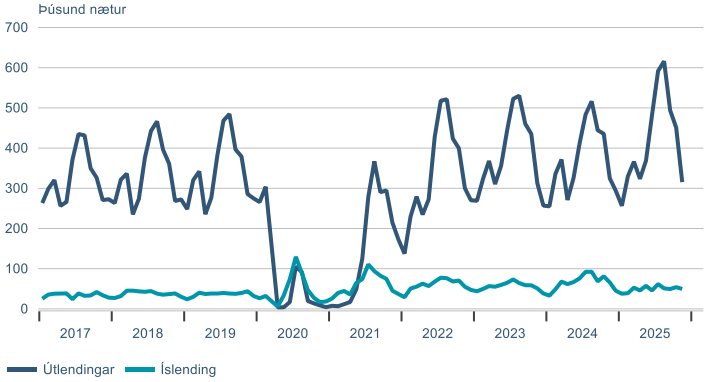

Heimild: Ferðamálastofa, Hagstofa Íslands, Macrobond Financials

Alþjóðlegur samanburður

Hagvöxtur

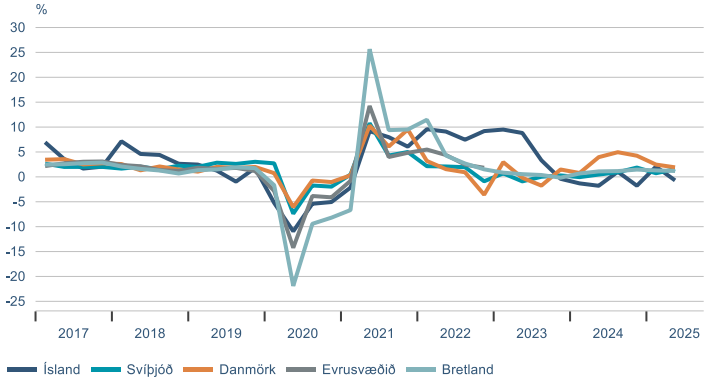

Verðbólga

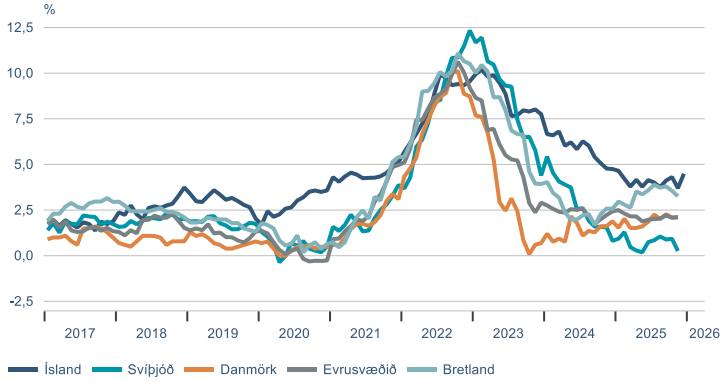

Stýrivextir

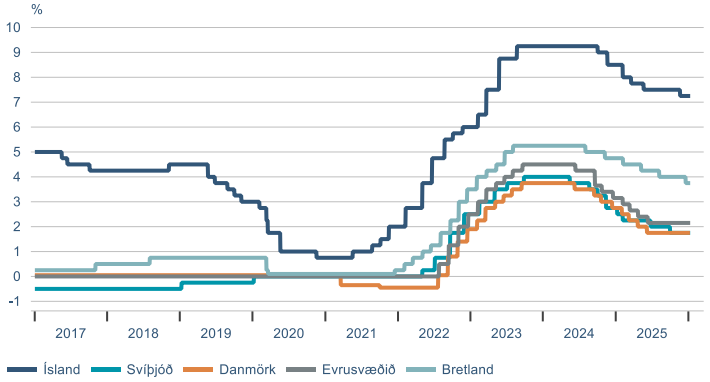

Atvinnuleysi

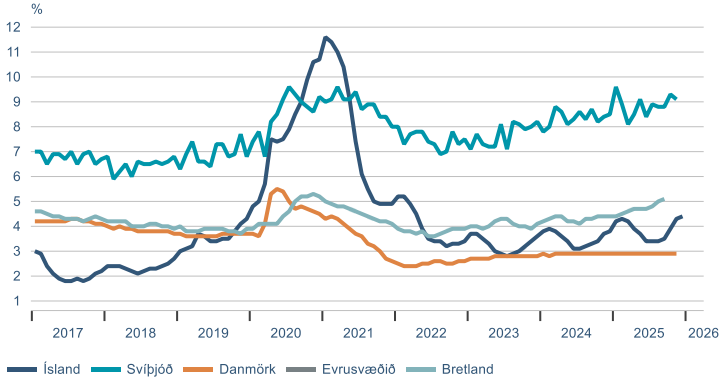

Raunverð íbúða

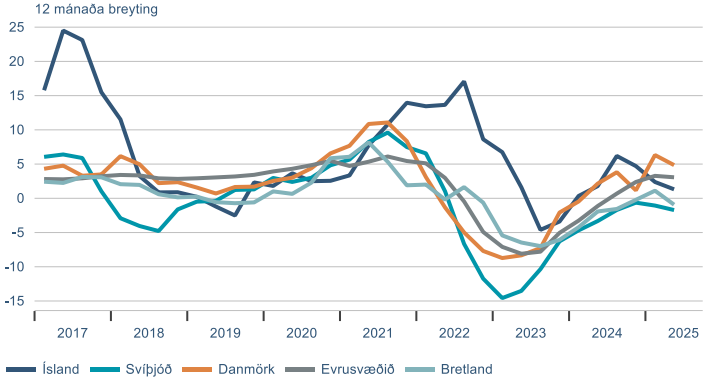

Heimild: Macrobond Financials

- Fjármálamarkaðir

Hlutabréf

OMX-vísitölur

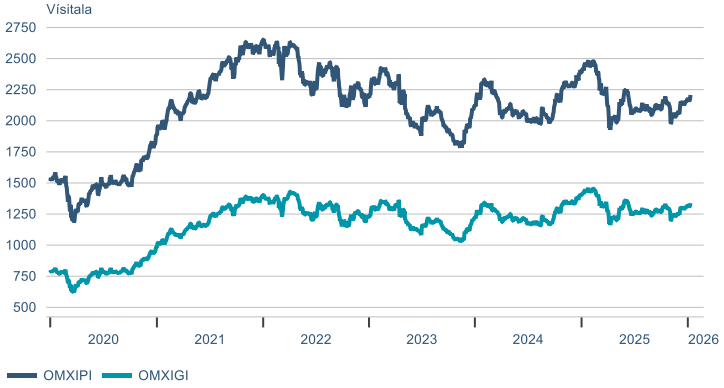

Það sem af er ári *)

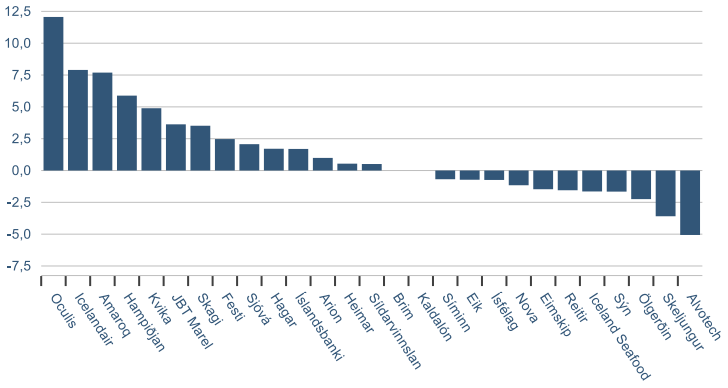

Hlutabréfavísitölur

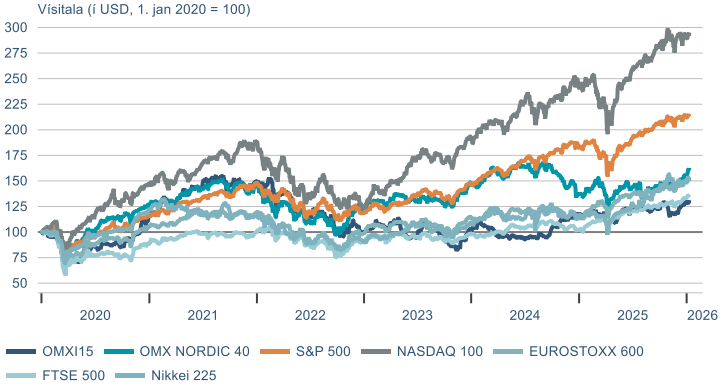

Vix-vísitölur

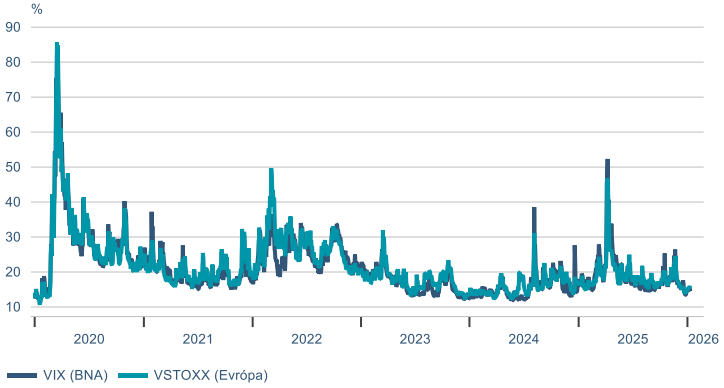

*) Leiðrétt fyrir arðgreiðslum
Heimild: Nasdaq Iceland,Kodiak, Macrobond Financials

Hlutabréf

Félög með tekjur í erlendri mynt

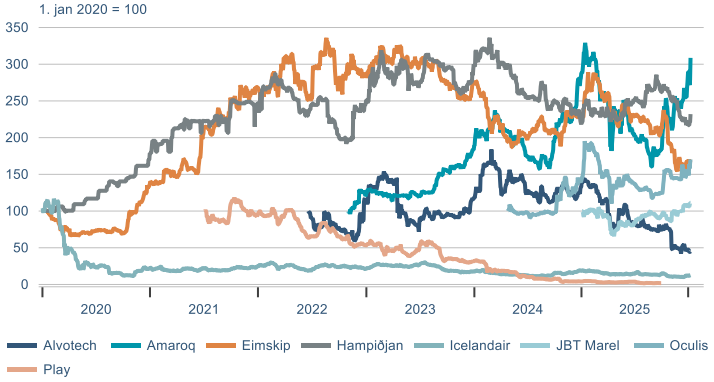

Útvegsfyrirtæki

Heild- og smásala

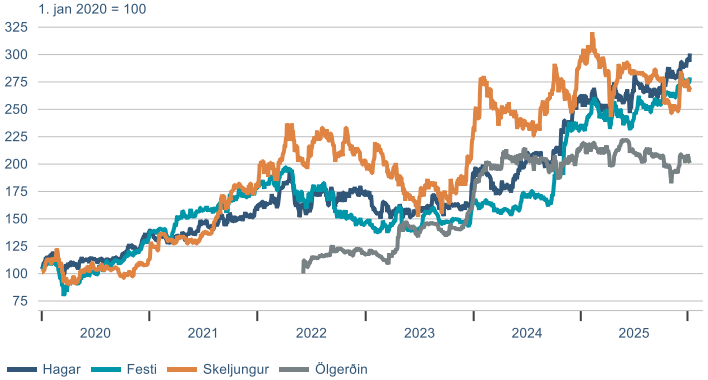

Tæknifyrirtæki

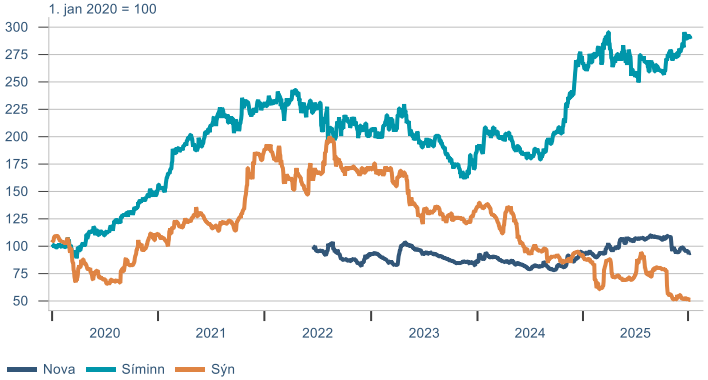

Fjármálafyrirtæki

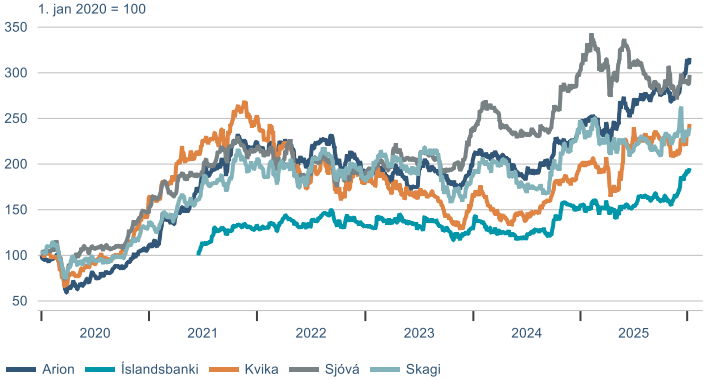

Fasteignafélög

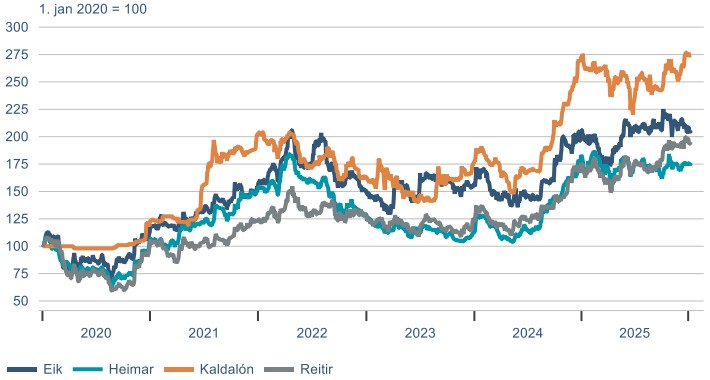

Leiðrétt fyrir arðgreiðslur.
Heimild: Nasdaq Iceland, Macrobond Financials

Skuldabréf

Óverðtryggð ríkisbréf

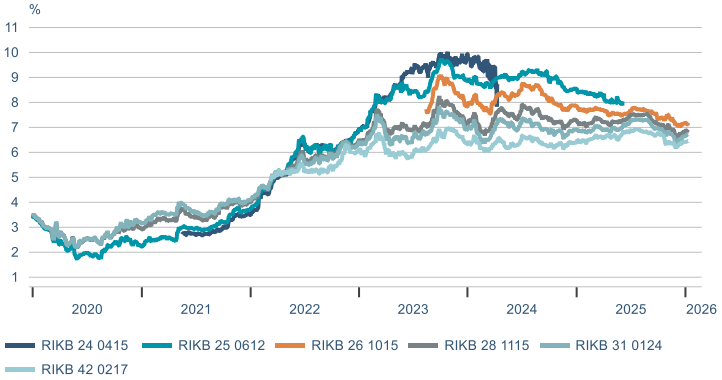

Verðtryggð ríkisbréf

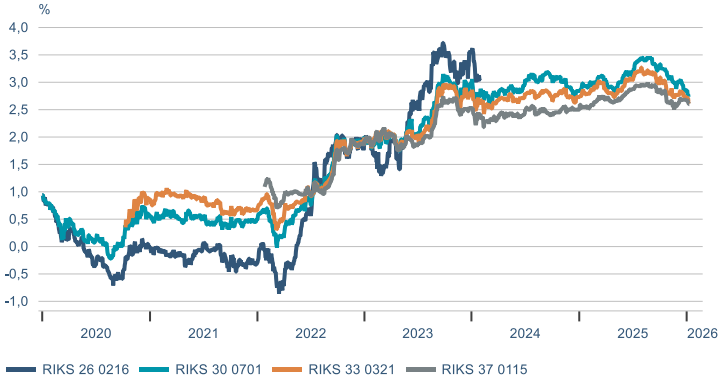

Sértryggð skuldabréf - óverðtryggð

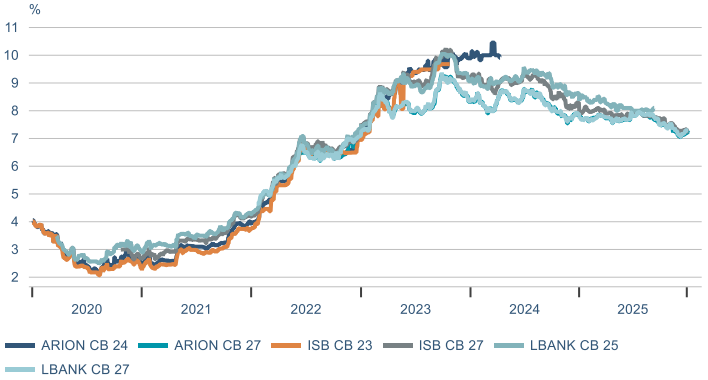

Sértryggð skuldabréf - verðtryggð

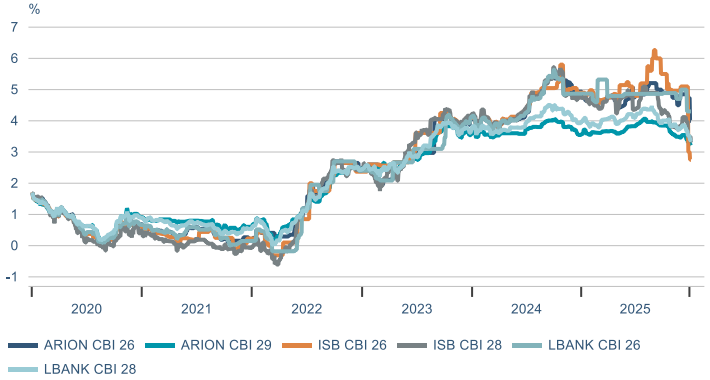

Bandarísk ríkisskuldabréf

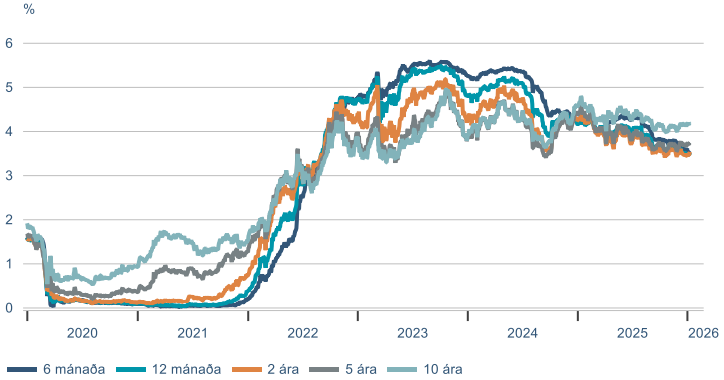

Þýsk ríkisskuldabréf

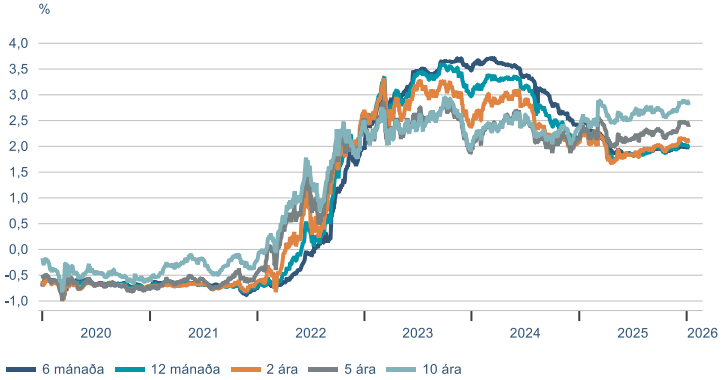

Heimild: Nasdaq Iceland, Macrobond Financials

Gjaldeyrir

Gengi krónunnar

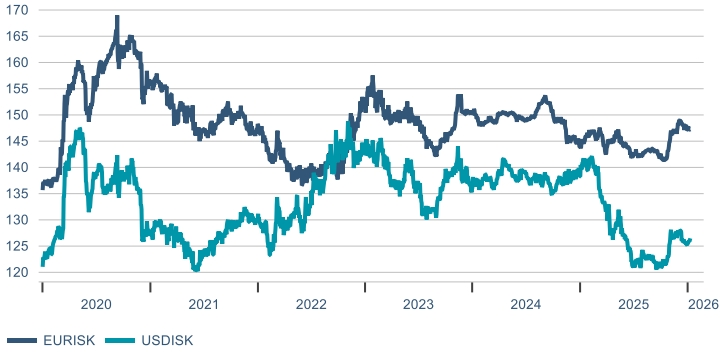

Gengisvísitala

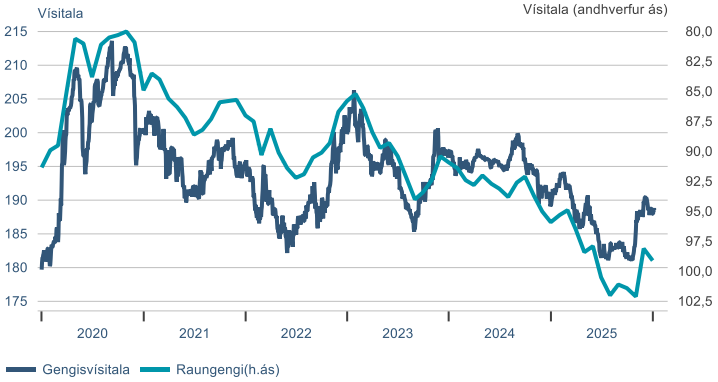

Inngrip SÍ

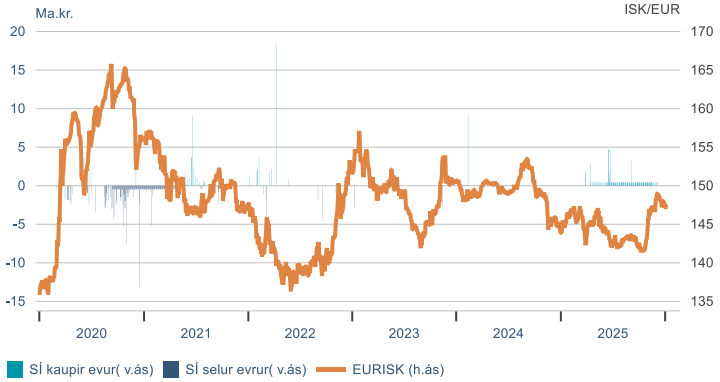

Vaxtamunur við evru

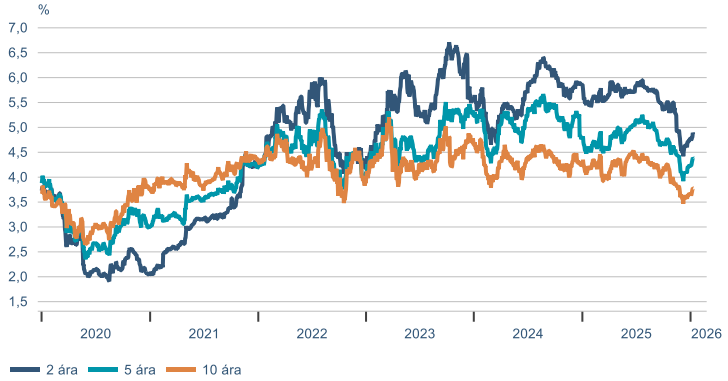

Staða framvirkra samninga með gjaldeyri

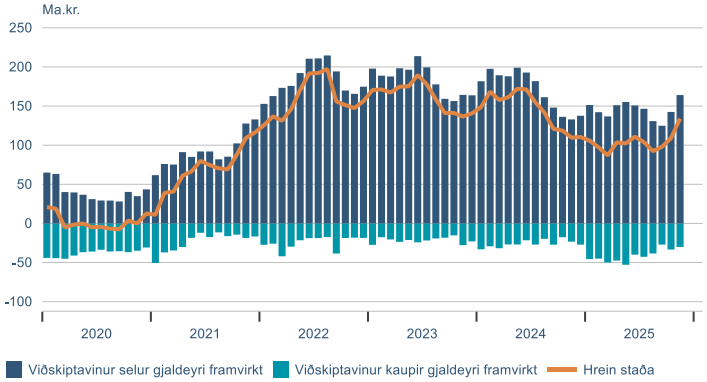

Hrein gjaldeyriskaup lífeyrissjóða

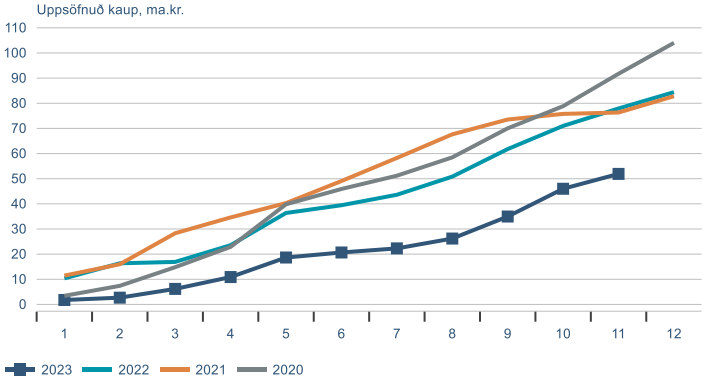

Heimild: Seðlabanki Íslands, Macrobond Financials

Hrávörur

S&P GSCI hrávöruvísitölur

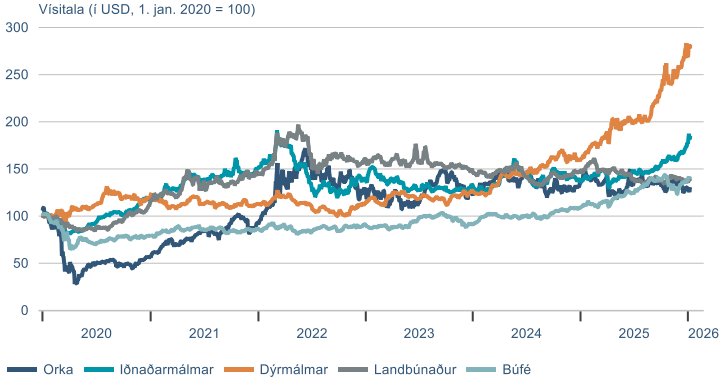

Álverð

Heimsmarkaðsverð á olíu

Baltic exchange flutningsvísitölur

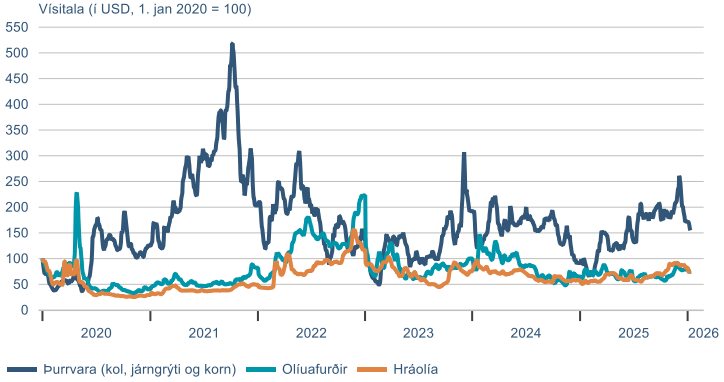

Heimild: Macrobond Financials

Hlutabréf		ávöxtun			
		Áramót	1M	3M	12M
OMXIPI	2.208	1,5%	2,7%	2,0%	-8,2%
OMXIGI	1.338	1,5%	2,7%	2,1%	-5,1%
Alvotech	600	-5,1%	-15,3%	-41,7%	-67,7%
Amaroq	196,0	7,7%	23,3%	27,3%	1,0%
Eimskip	268,0	-1,5%	1,5%	-28,7%	-27,2%
Hampiðjan	108,0	5,9%	1,9%	-13,6%	-3,5%
Icelandair	1,0	7,9%	25,5%	-13,5%	-33,6%
John Bean	20.000	3,6%	13,0%	13,0%	18,5%
Oculis	2.880	12,1%	7,1%	13,8%	9,9%
Brim	73,5	0,0%	0,0%	18,5%	1,5%
Iceland Seafood	4,8	-1,6%	-3,2%	-8,1%	-3,6%
Ísfélag	134,0	-0,7%	8,1%	11,7%	-13,2%
Síldarvinnslan	98,5	0,5%	0,5%	18,0%	6,1%
Festi	332,0	2,5%	0,0%	5,7%	20,4%
Hagar	119,0	1,7%	3,5%	10,2%	19,3%
Skeljungur	16,1	-3,6%	-3,0%	-3,6%	-8,5%
Ölgerðin	17,4	-2,2%	-2,8%	-2,5%	-7,9%
Nova	4,3	-1,2%	-5,1%	-13,9%	1,1%
Síminn	14,5	-0,7%	1,4%	10,7%	10,6%
Sýn	17,8	-1,7%	-2,2%	-35,5%	-42,2%
Arion	204,0	1,0%	7,9%	14,0%	29,6%
Íslandsbanki	150,0	1,7%	5,6%	21,5%	27,1%
Kvika	19,3	4,9%	7,5%	6,9%	23,3%
Sjóvá	44,4	2,1%	0,5%	5,5%	-3,5%
Skagi	20,6	3,5%	-1,9%	7,3%	-0,6%
Eik	13,7	-0,7%	-2,1%	-6,8%	7,1%
Heimar	37,4	0,5%	0,5%	2,7%	1,6%
Kaldalón	27,2	0,0%	3,0%	6,3%	2,3%
Reitir	127,0	-1,6%	0,0%	2,4%	16,9%

Leiðrétt fyrir arðgreiðslum

Ríkisskuldabréf				ávöxtun			
	krafa	verð	meðalt.	áramót	1M	3M	12M
RIKB 26 1015	7,18%	99,7	0,8	0,1%	0,5%	2,0%	8,1%
RIKB 27 0415	7,05%	101,1	1,2	0,2%	0,5%	2,1%	8,3%
RIKB 28 1115	6,92%	95,2	2,7	0,0%	-0,1%	2,1%	7,7%
RIKB 31 0124	6,78%	98,9	4,2	-0,4%	-0,6%	2,3%	7,2%
RIKB 35 0917	6,56%	103,1	7,2	-0,4%	-0,7%	3,5%	7,3%
RIKB 42 0217	6,46%	80,7	10,7	-0,2%	-1,2%	3,9%	6,5%
RIKS 26 0216	0,90%	100,1	0,1	0,6%	1,5%	2,5%	9,1%
RIKS 30 0701	2,72%	102,2	4,2	0,9%	1,6%	3,4%	7,8%
RIKS 33 0321	2,65%	102,3	6,4	0,9%	1,6%	3,4%	7,8%
RIKS 37 0115	2,60%	84,8	10,3	1,2%	1,3%	3,1%	6,0%

Gjaldeyrir		áramót	1M	3M	12M
GVT	188,9	0,5%	-0,8%	3,9%	-1,3%
EUR	147,4	0,1%	-0,9%	3,9%	1,6%
USD	126,6	1,1%	-1,0%	3,7%	-10,3%
GBP	169,9	0,5%	-0,3%	4,0%	-2,4%
DKK	19,7	0,1%	-1,0%	3,9%	1,4%
SEK	13,7	0,8%	0,5%	6,3%	8,8%
NOK	12,5	0,6%	-0,9%	2,6%	1,2%
CHF	158,3	-0,1%	-0,2%	3,9%	2,3%
JPY	0,80	0,1%	-1,8%	0,5%	-9,8%

Heimild: Nasdaq Iceland, Seðlabanki Íslands., Kodiak

Þessi samantekt og/eða umfjöllun er markaðsefni ætlað til upplýsingar en ekki sem grundvöllur viðskipta. Markaðsefni þetta felur hvorki í sér fjárfestingarráðgjöf né óháða fjárfestingargreiningu. Lagakröfur sem gilda um fjárfestingarráðgjöf og fjárfestingargreiningu eiga því ekki við, þ.m.t. bann við viðskiptum fyrir dreifingu.

Upplýsingar um þróun gengis innlendra hlutabréfa, skuldabréfa og/eða vísitalna koma frá Nasdaq Iceland – Kauphöllinni. Á vef Landsbankans er hægt að nálgast nánari upplýsingar með því að smella á viðkomandi hlutabréf, skuldabréfaflokk eða vísitölu. Upplýsingar um þróun gengis erlendra fjármálagerninga, vísitalna og/eða sjóða koma frá aðilum sem Landsbankinn hefur metið áreiðanlega. Þróun gengis í fortíð gefur ekki vísbendingu um framtíðarþróun.

Upplýsingar um fyrri árangur sjóða Landsbréfa byggja á upplýsingum frá Landsbréfum. Á vef Landsbankans er hægt að nálgast nánari upplýsingar með því að smella á heiti viðkomandi sjóðs, þ.m.t. um árangur síðastliðinna fimm ára. Upplýsingar um fyrri árangur sjóða sýna nafnávöxtun, nema annað sé tekið fram. Ef fyrri árangur sjóða byggir á erlendum gjaldmiðli getur ávöxtun aukist eða minnkað vegna gengissveiflna. Árangur í fortíð gefur ekki áreiðanlega vísbendingu um framtíðarárangur.

Verðbréfaviðskipti fela í sér áhættu og eru lesendur hvattir til að kynna sér Áhættulýsingu vegna viðskipta með fjármálagerninga og Stefnu Landsbankans um hagsmunaárekstra sem finna má á vef Landsbankans.

Landsbankinn hefur starfsleyfi sem viðskiptabanki samkvæmt lögum nr. 161/2002 um fjármálafyrirtæki og sætir eftirliti Fjármálaeftirlits Seðlabanka Íslands (www.sedlabanki.is/fjarmalaeftirlit).