



# Vikubyrjun 22. apríl 2024

---

Hagfræðideild



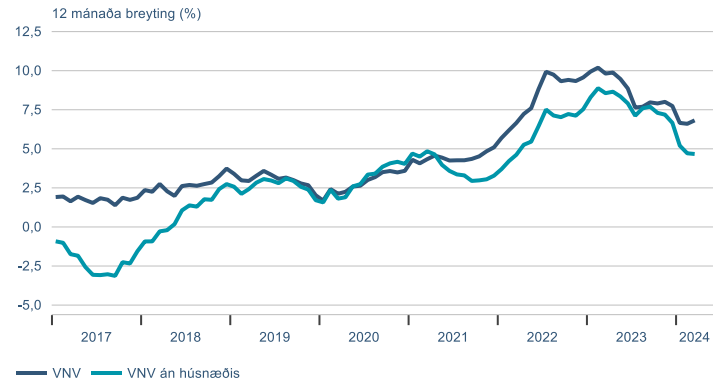
# Dagatal

Vikud.	Dag.	kl.	Viðburður	Tímabil	Birtingaraðili
mán	22. apr.	09:00	Launavísitala og tengdar vísitölur	mar	Hagstofan
þri	23. apr.		<b>Árshlutauppgjör</b>	<b>1F 2024</b>	<b>Festi</b>
			<b>Ársuppgjör</b>	<b>2023/24</b>	<b>Hagar</b>
			<b>Árshlutauppgjör</b>	<b>1F 2024</b>	<b>Síminn</b>
			<b>Árshlutauppgjör</b>	<b>1F 2024</b>	<b>Össur</b>
		09:00	Útboð verðbréfa	mar	Seðlabankinn
mið	24. apr.	09:00	<b>Vísitala neysluverðs</b>	<b>apr</b>	<b>Hagstofan</b>
			<b>Árshlutauppgjör</b>	<b>1F 2024</b>	<b>Icelandair</b>
			<b>Árshlutauppgjör</b>	<b>1F 2024</b>	<b>Nova klúbburinn</b>
			<b>Árshlutauppgjör</b>	<b>1F 2024</b>	<b>Play</b>
		09:00	Vinumarkaðurinn (mánaðarleg)	mar	Hagstofan
		09:00	Vísitala byggingarkostnaðar	apr	Hagstofan
		09:00	Vísitala framleiðsluverðs	mar	Hagstofan
		09:00	Bankakerfi	mar	Seðlabankinn
fim	25. apr.		MOS 04 1 á gjalddaga		Mosfellsbær
fös	26. apr.	09:00	Vöruviðskipti (uppfærðar tölur)	mar	Hagstofan

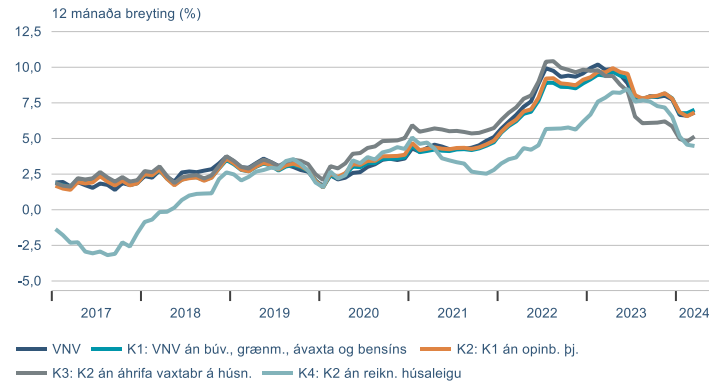
▶ Efnahagsmál

# Verðlag

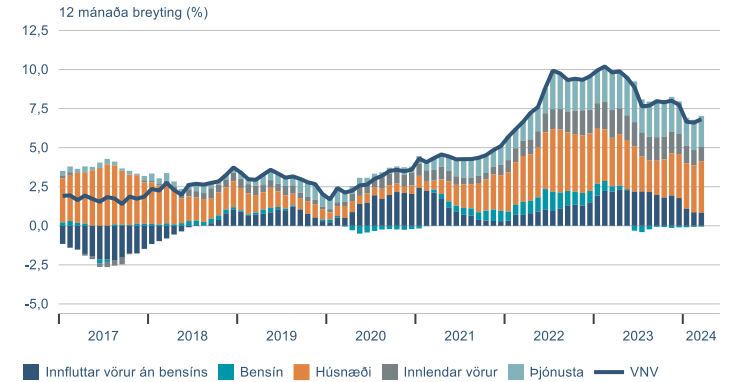
## Visitala neysluverðs



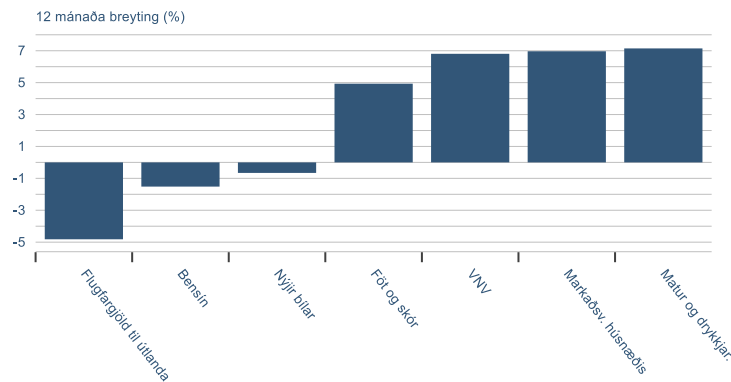
## Kjarnavísitölur



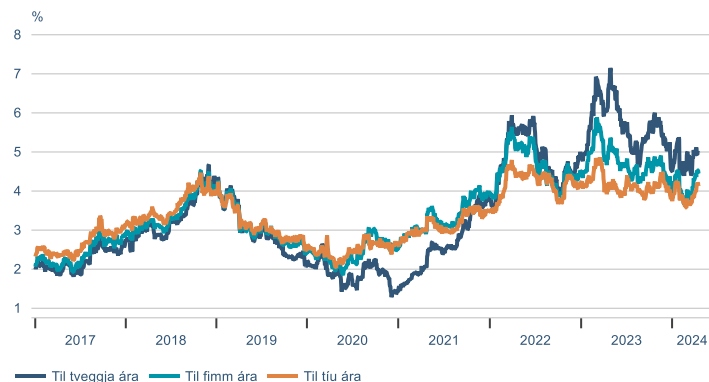
## Eftir eðli og uppruna



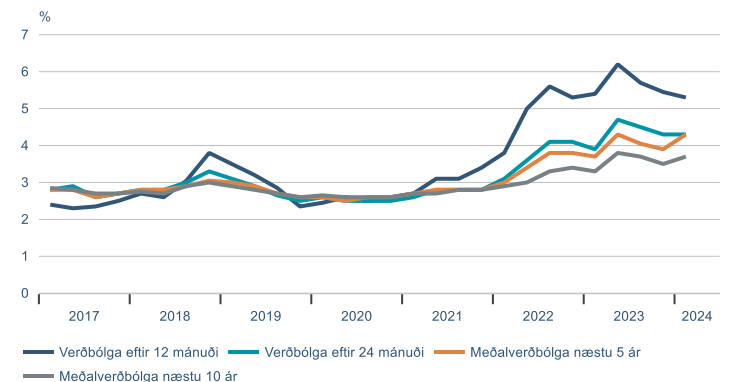
## Valdir undirliðir



## Verðbólguálag á skuldabréfamarkaði

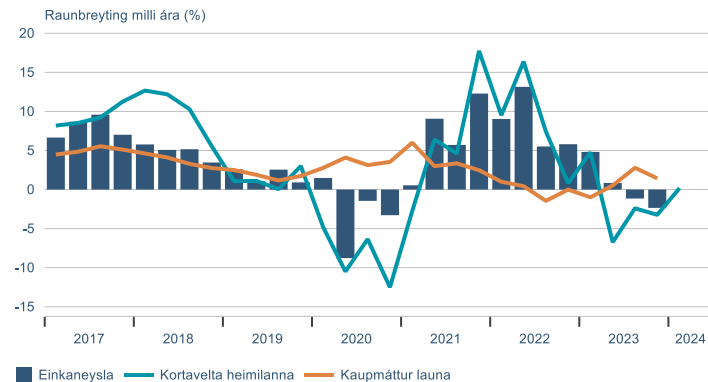


## Væntingakönnun markaðsaðila

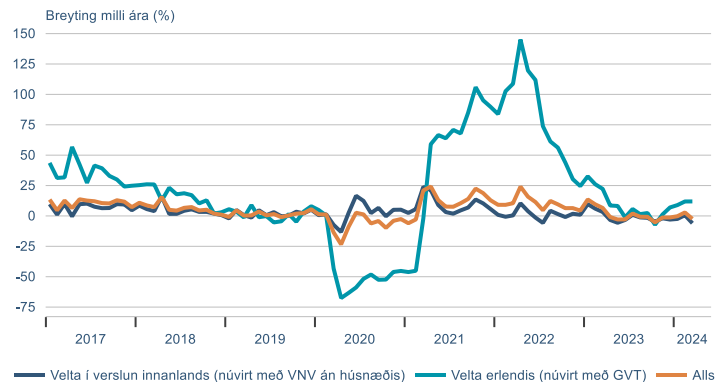


# Heimilin

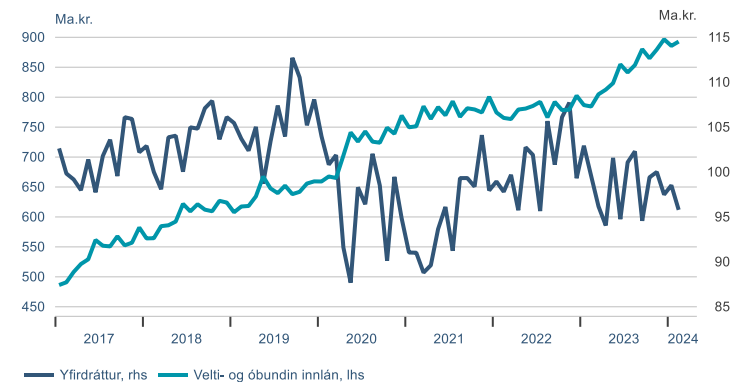
## Einkaneysla, kortavelta og laun



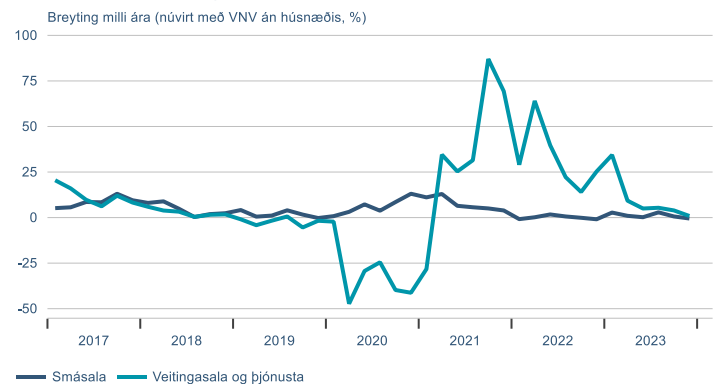
## Greiðslukortavelta



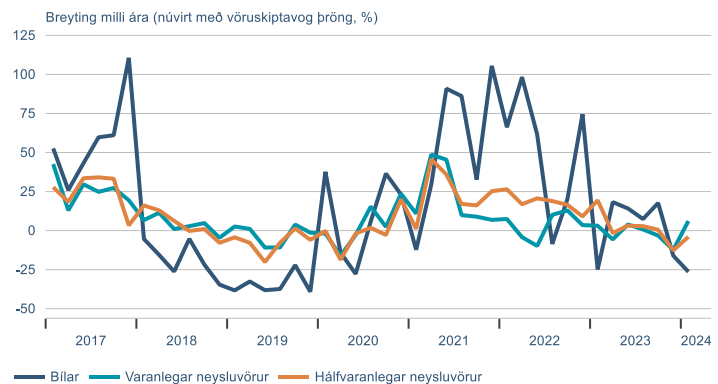
## Innlán og yfirdráttur heimilanna



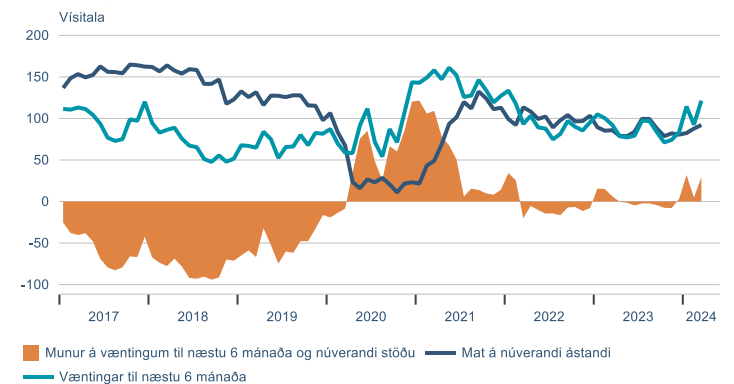
## Velta skv. VSK-skýrslum



## Innflutningur

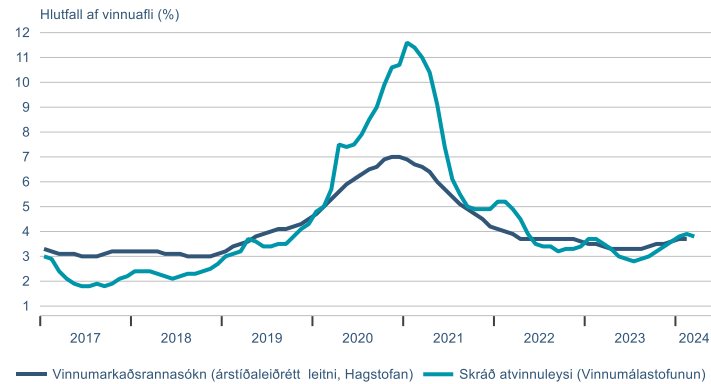


## Væntingavísitala

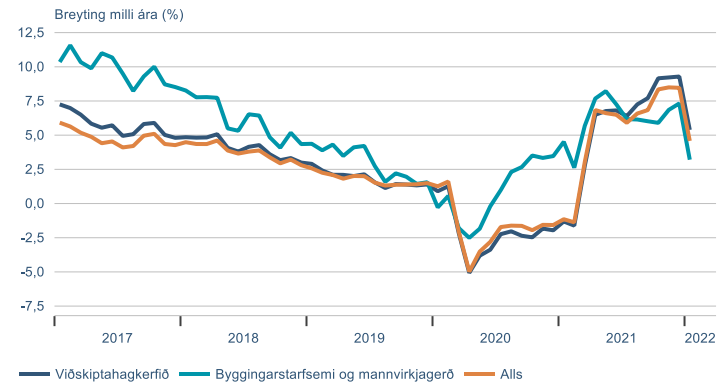


# Vinnumarkaðurinn

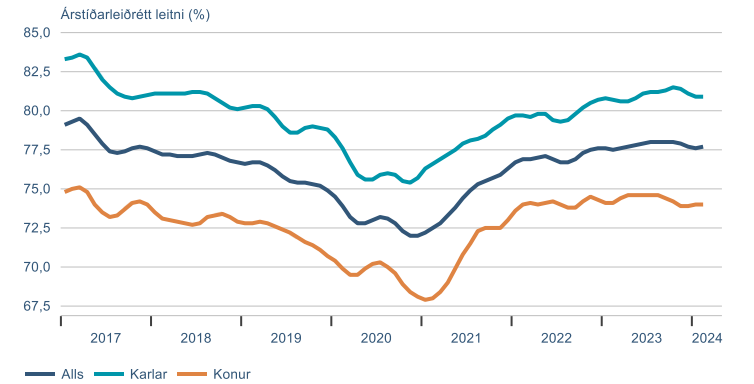
## Atvinnuleysi



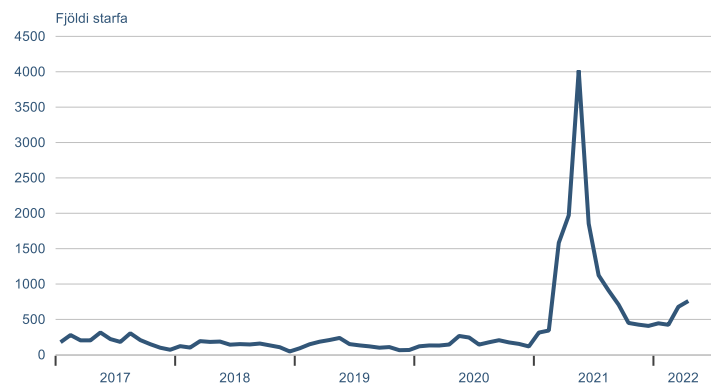
## Fjöldi launagreiðenda



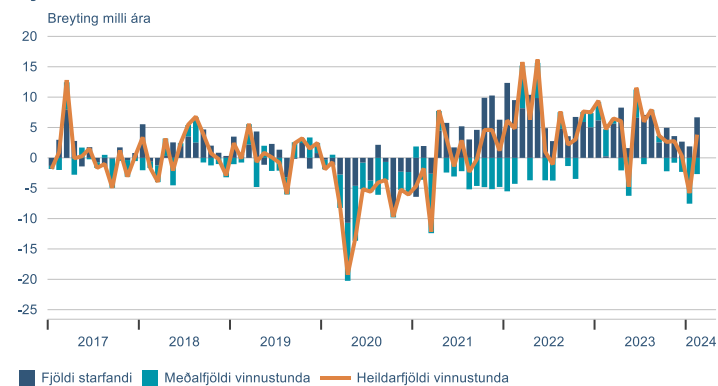
## Atvinnuþáttaka



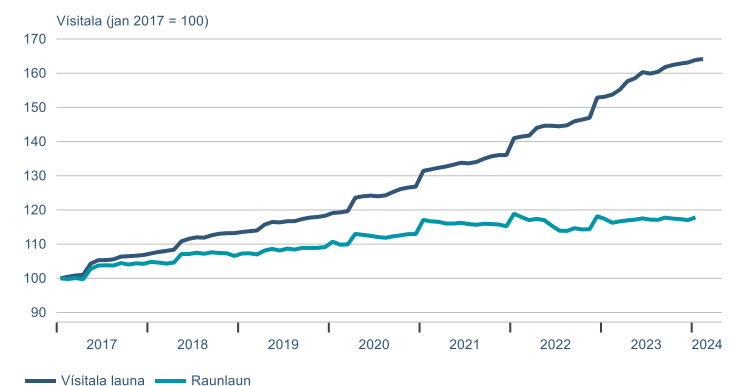
## Laus störf



## Fjöldi vinnustunda

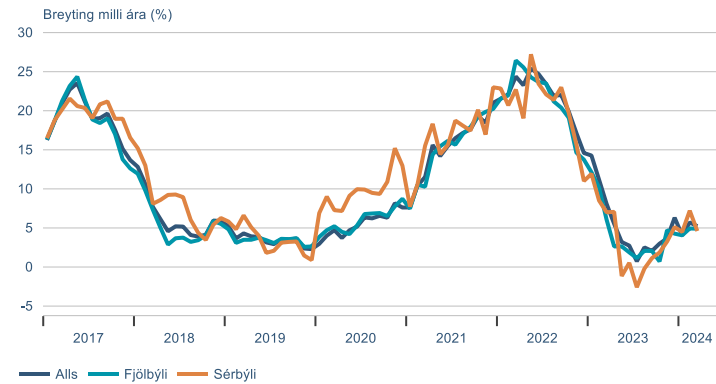


## Laun

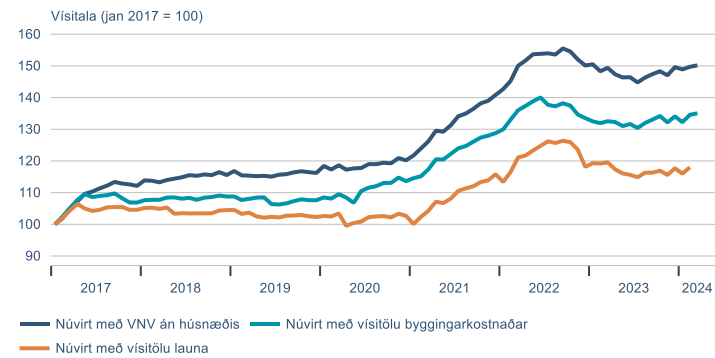


# Fasteignamarkaðurinn

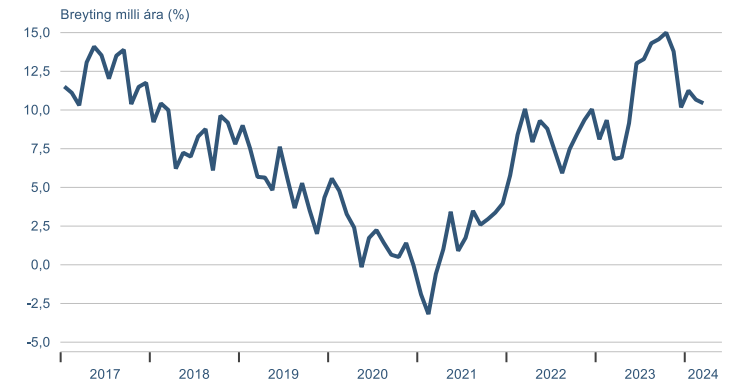
## Vísitala íbúðaverðs á höfuðborgarsvæðinu



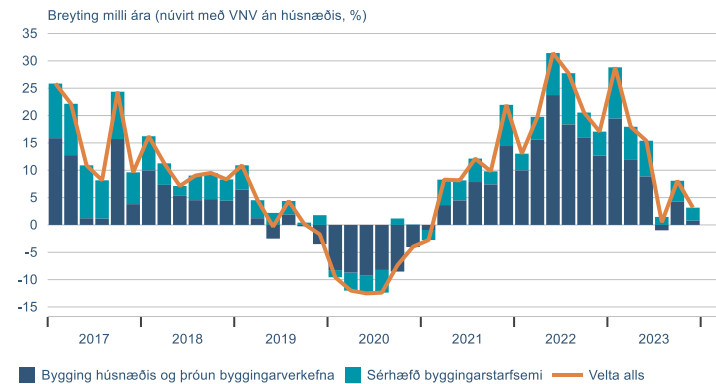
## Vísitala íbúðaverðs á höfuðborgarsvæðinu á mótí undirliggjandi hagstærðum



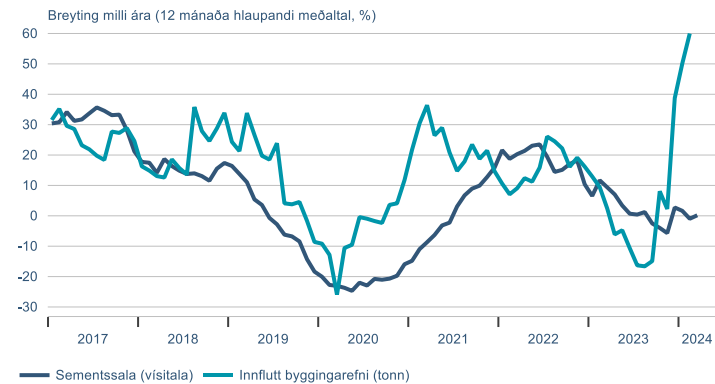
## Vísitala leiguverðs



## Velta í byggingariðnaði

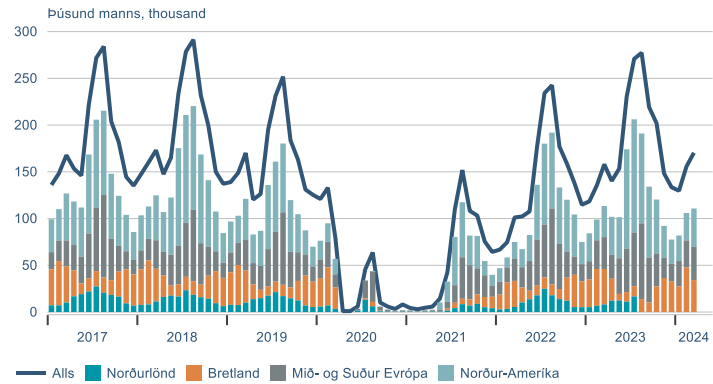


## Byggingavörur

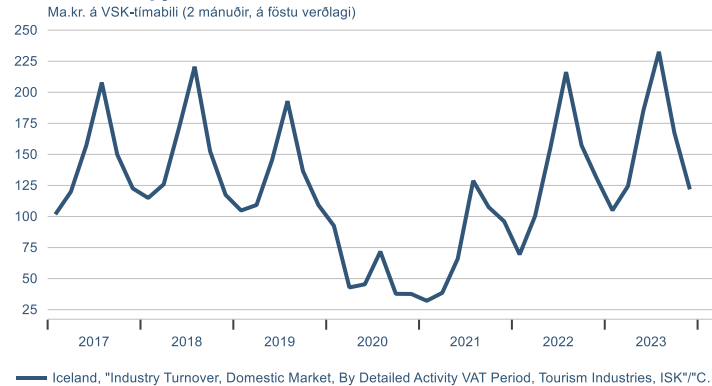


# Ferðapjónustan

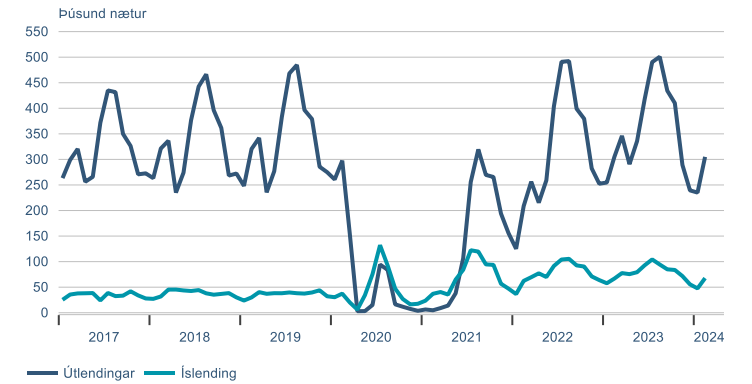
## Erlendir ferðamenn um Leifstöð



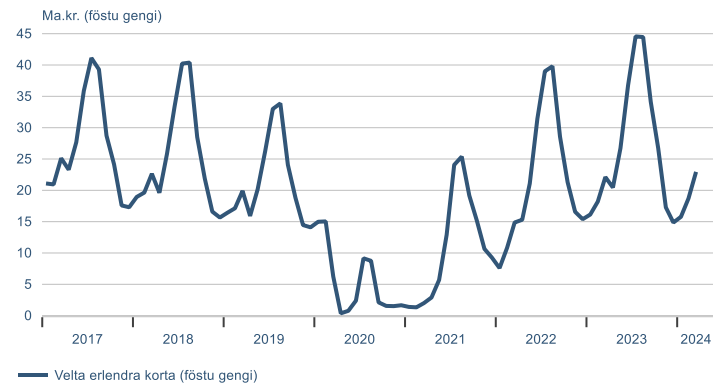
## Velta í ferðapjónustu



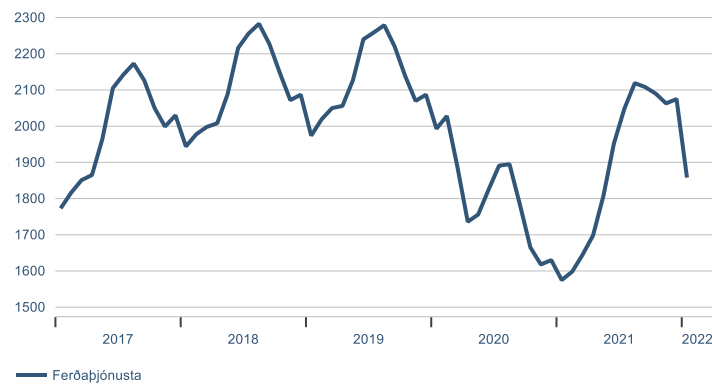
## Gistinætur á hótélum



## Velta erlendra greiðslukorta



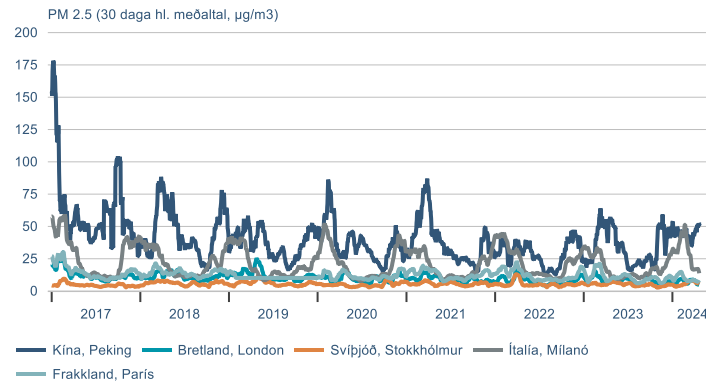
## Fjöldi launagreiðenda í ferðapjónustu



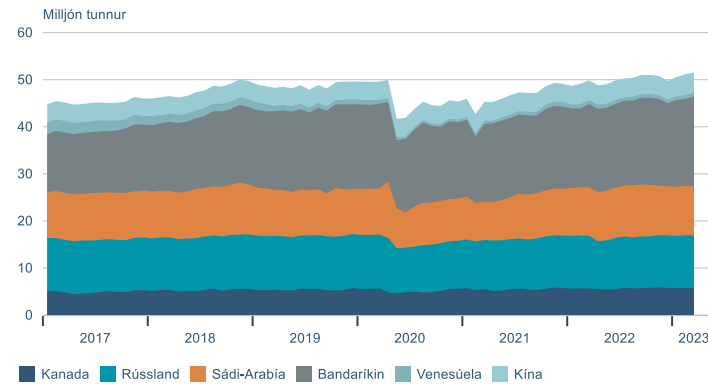


# Sjálfbærni

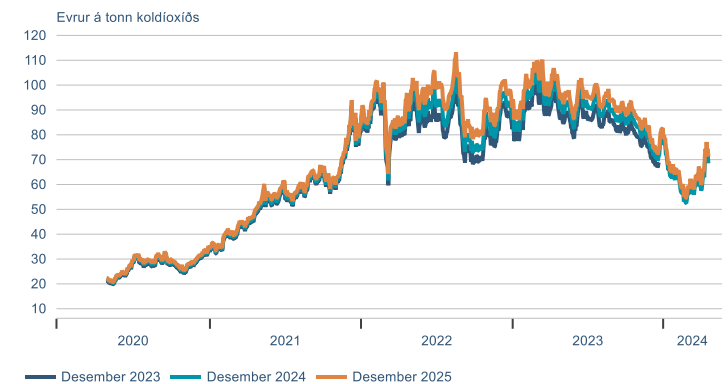
## Magn svifryks



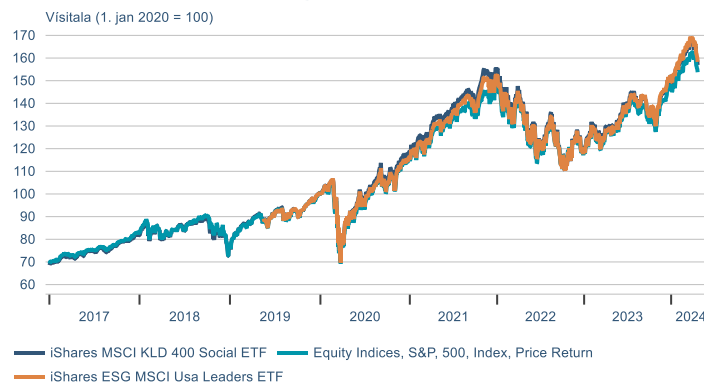
## Framleiðsla hráolíu



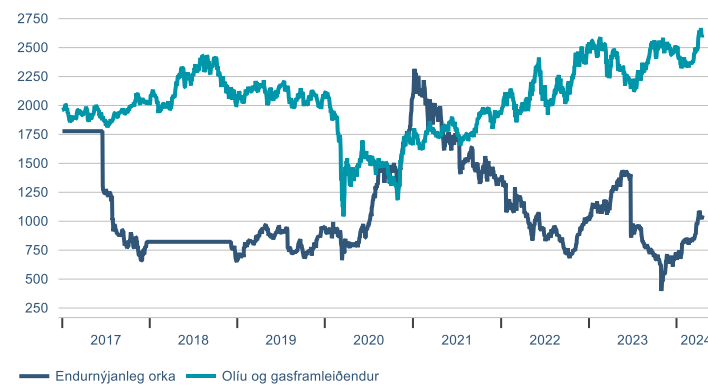
## EUA Losunarheimildir innan ETS viðskiptakerfisins



## UFS Hlutabréfavisitölur og S&P 500

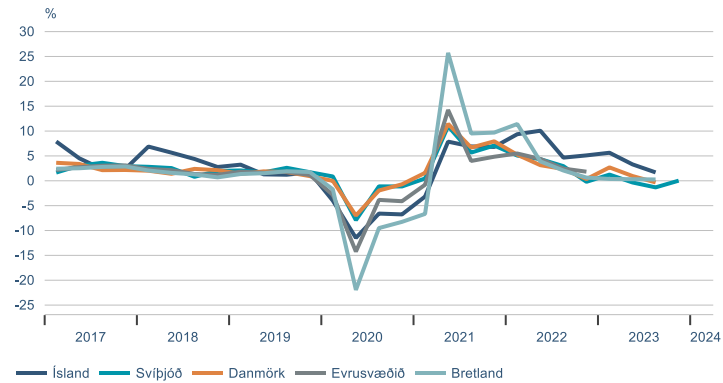


## Hlutabréfavisitölur orkufyrirtækja (hluti af Eurofirst 300)

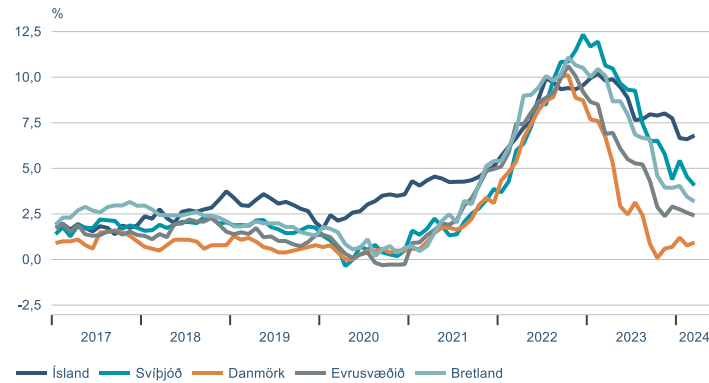


# Alþjóðlegur samanburður

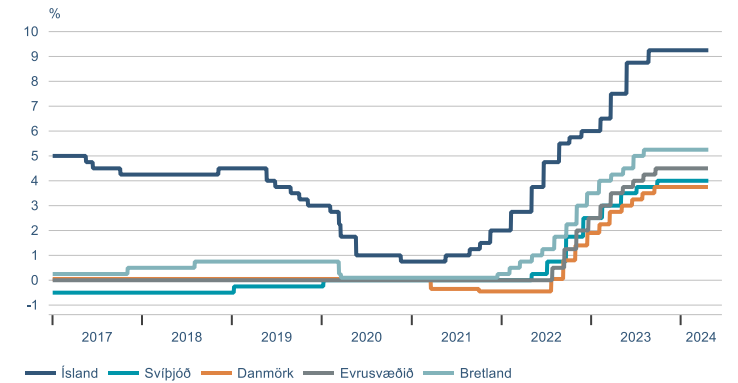
## Hagvöxtur



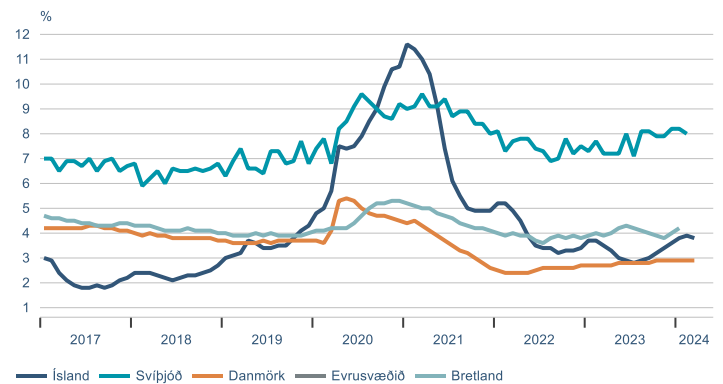
## Verðbólga



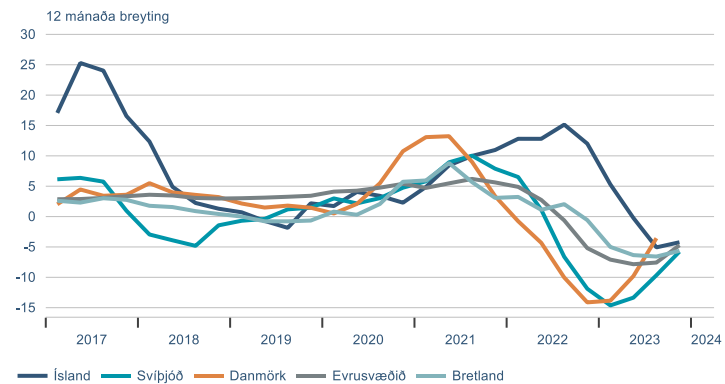
## Stýrivextir



## Atvinnuleysi



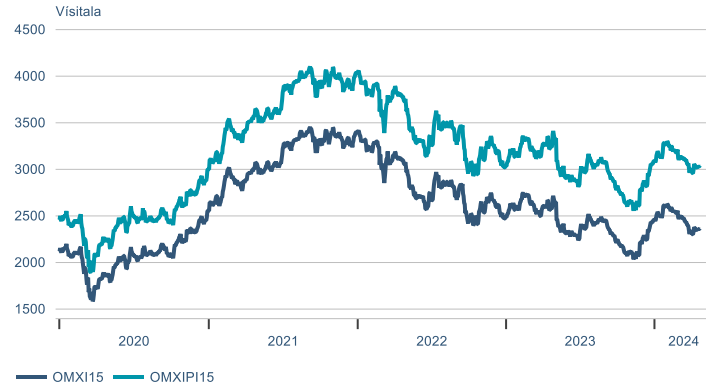
## Raunverð íbúða



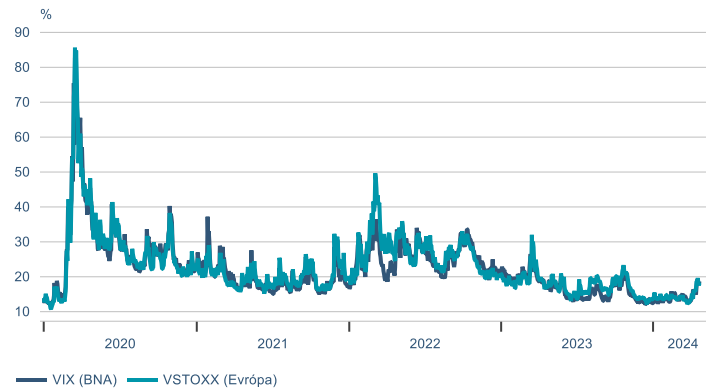
## ► Fjármálamarkaðir

# Hlutabréf

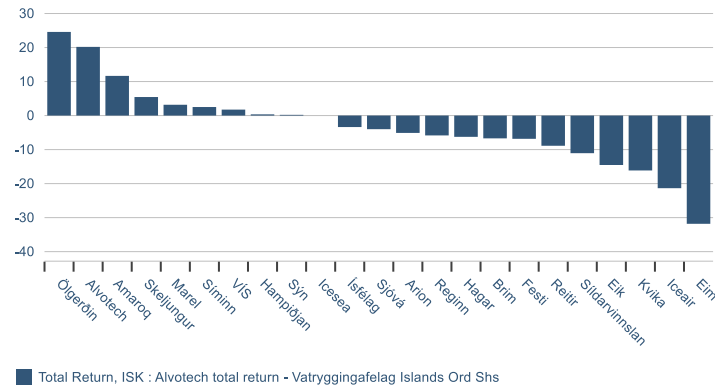
## OMX-vísitölur



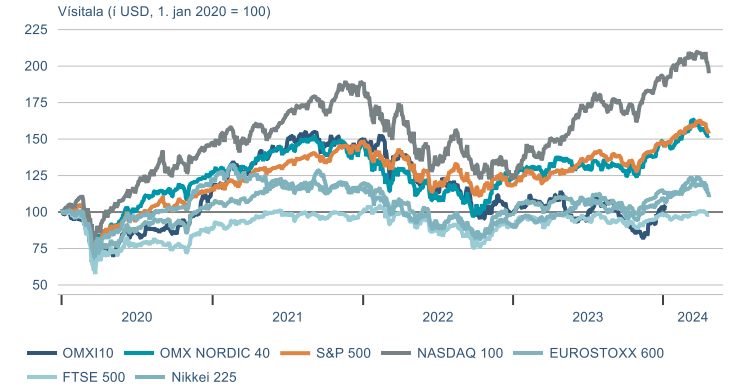
## Vix-vísitölur



## Það sem af er ári

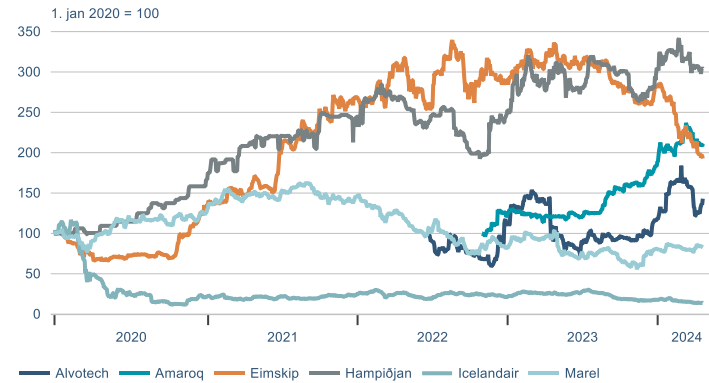


## Hlutabréfavísitölur

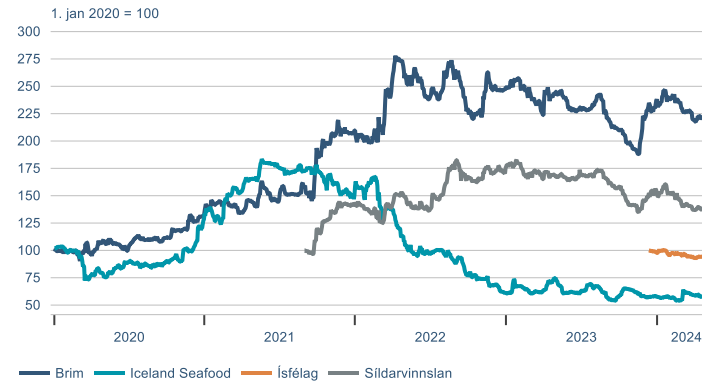


# Hlutabréf

## Félög með tekjur í erlendri mynt



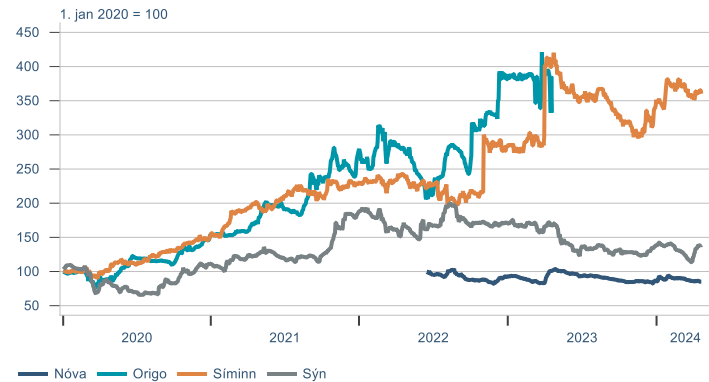
## Útvegsfyrirtæki



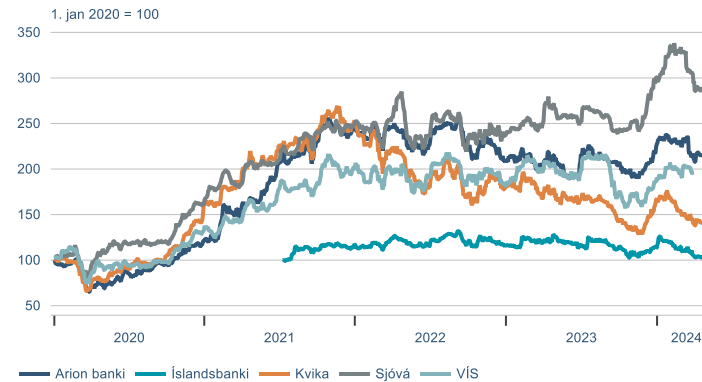
## Heild- og smásala



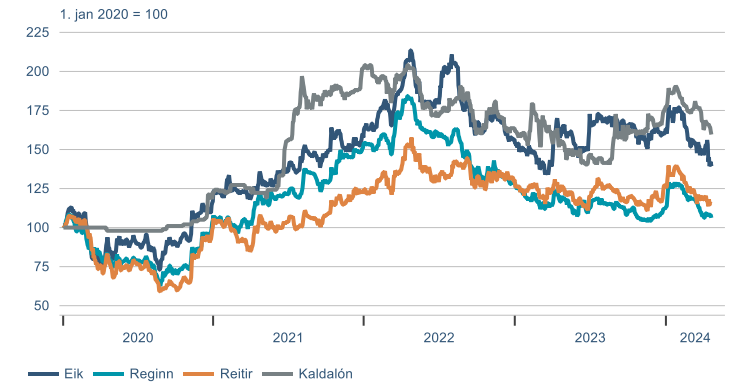
## Tæknifyrirtæki



## Fjármálafyrirtæki

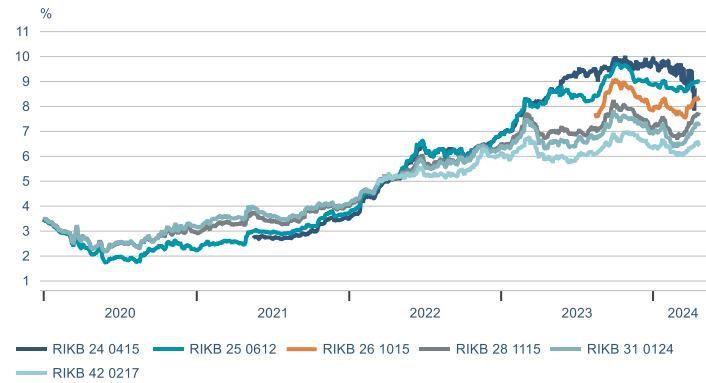


## Fasteignafélög

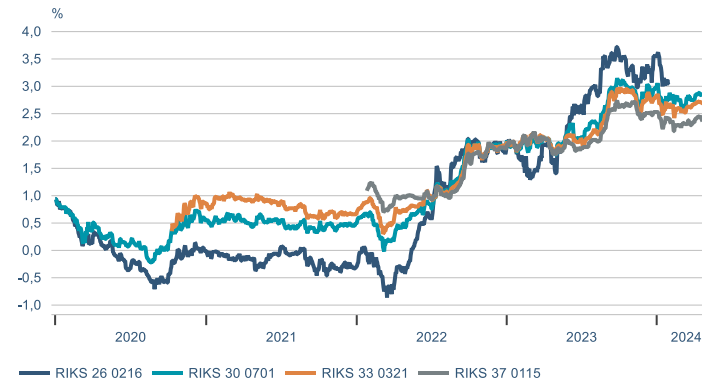


# Skuldabréf

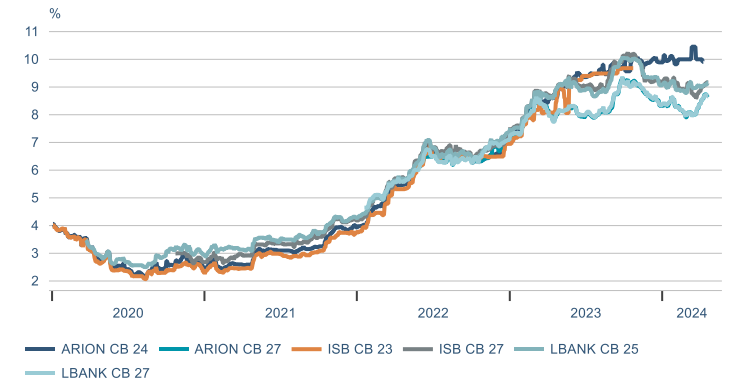
## Óverðtryggð ríkisbréf



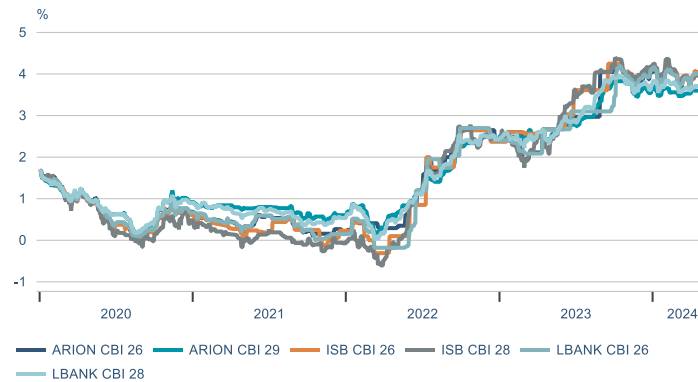
## Verðtryggð ríkisbréf



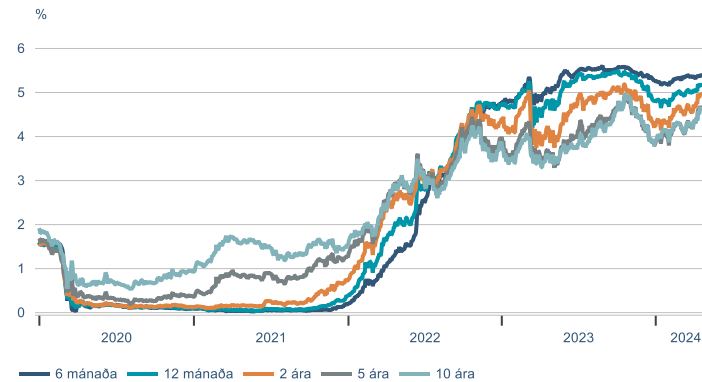
## Sértryggð skuldabréf - óverðtryggð



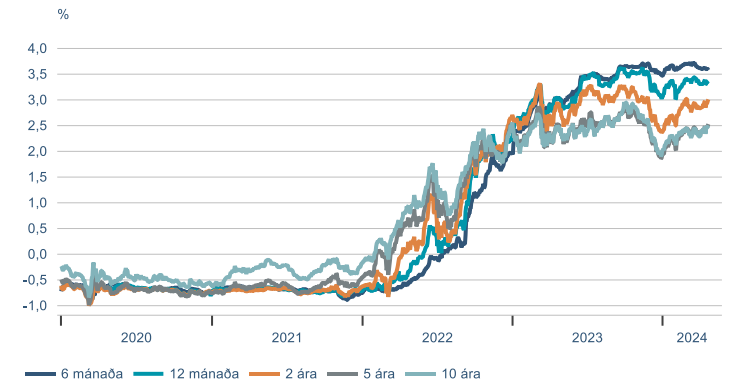
## Sértryggð skuldabréf - verðtryggð



## Bandarísk ríkisskuldabréf



## Þýsk ríkisskuldabréf



# Gjaldeyrir

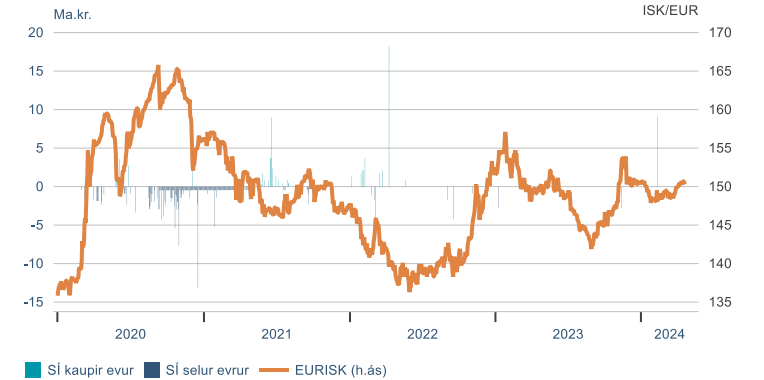
## Gengi krónunnar



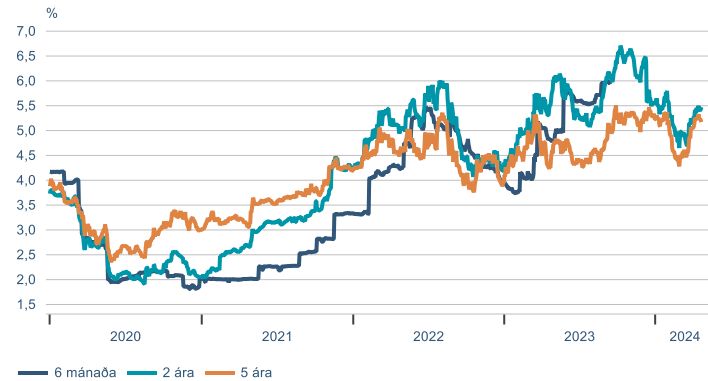
## Gengisvísitala



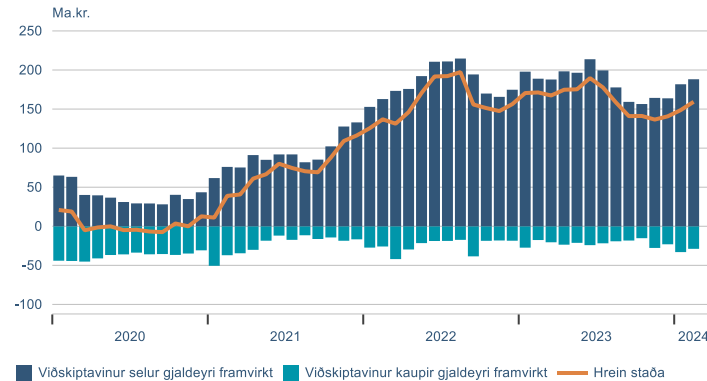
## Inngrip SÍ



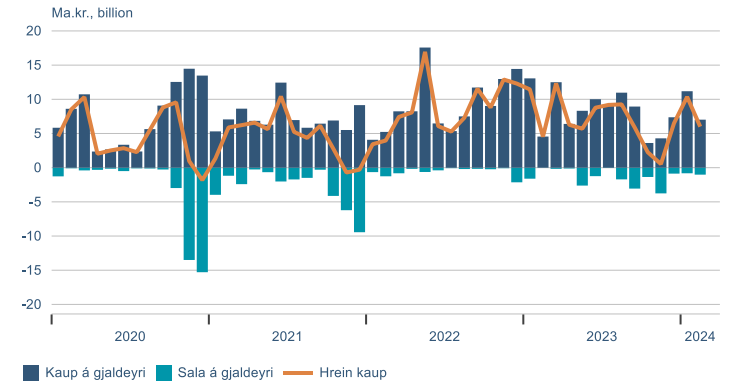
## Vaxtamunur við evru



## Staða framvirkra samninga með gjaldeyri

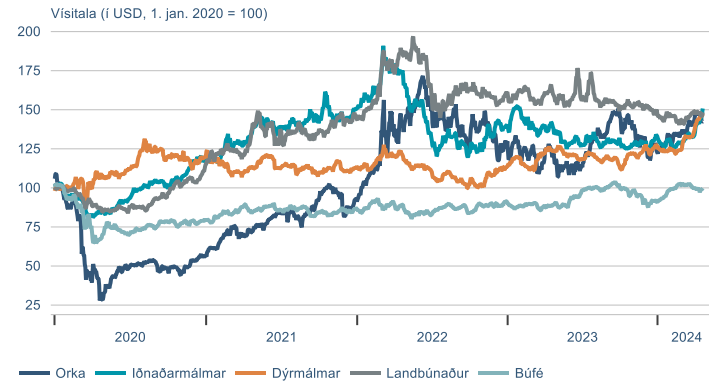


## Gjaldeyrivíðskipti lífeyrissjóða



# Hrávörur

## S&P GSCI hrávöruvísitölur



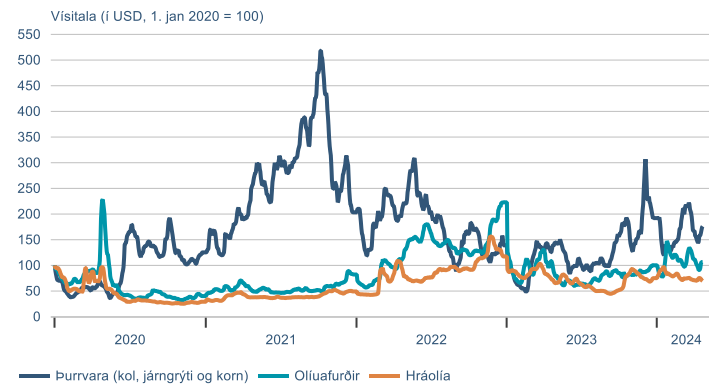
## Álverð



## Heimsmarkaðsverð á olíu



## Baltic exchange flutningsvísitölur





Hlutabréf		ávöxtun			
		Áramót	1M	3M	12M
OMXI10	2367,2	-3,7%	-2,1%	-6,5%	-8,3%
OMXI10GI	3042,0	-1,5%	-1,2%	-4,3%	-6,2%
Alvotech	1905,0	20,2%	-9,3%	11,4%	43,2%
Amaroq	134,0	11,7%	-6,9%	1,9%	72,2%
Eimskip	330,0	-27,8%	-11,8%	-24,2%	-38,1%
Hampiðjan	140,5	0,4%	-1,1%	-3,8%	4,1%
Icelandair	1,1	-21,3%	-7,9%	-21,6%	-44,7%
Marel	487,0	3,4%	4,7%	1,0%	-12,6%
Brim	78,0	-4,3%	1,0%	-7,6%	-5,4%
Iceland Seafood	5,7	0,0%	-3,4%	0,9%	-17,4%
Ísfélag	154,6	-1,8%	0,2%	-4,2%	
Síldarvinnslan	92,5	-9,4%	-1,9%	-13,6%	-18,1%
Festi	191,0	-5,4%	0,0%	-2,3%	-1,0%
Hagar	75,0	-6,3%	2,0%	-7,4%	13,6%
Skeljungur	16,5	7,9%	2,2%	2,1%	16,9%
Ölgerðin	19,0	24,6%	8,3%	13,8%	59,7%
Nova	3,9	-1,7%	-2,5%	-3,0%	-15,6%
Síminn	10,2	4,5%	0,0%	6,7%	-9,6%
Sýn	47,6	0,2%	19,6%	1,3%	-17,2%
Arion	144,3	0,7%	-0,2%	-2,2%	9,7%
Íslandsbanki	101,5	-3,0%	2,1%	-8,4%	-8,8%
Kvíka	14,6	-16,1%	-5,8%	-16,3%	-18,9%
Sjóvá	38,4	0,9%	-5,7%	-3,2%	12,4%
Skagi	17,8	6,9%	1,3%	3,9%	-0,6%
Eik	10,0	-8,3%	-1,6%	-14,2%	-5,1%
Kaldalón	15,8	-9,9%	-10,0%	-15,0%	2,6%
Reginn	22,6	-5,8%	-6,0%	-16,9%	-9,6%
Reitir	77,0	-6,6%	-3,8%	-13,7%	-4,6%

Leiðrétt fyrir arðgreiðslum

Gjaldeyri		áramót	1M	3M	12M
GVT	196,6	-0,1%	1,0%	0,9%	0,8%
EUR	150,3	-0,1%	0,9%	0,9%	0,5%
USD	141,1	3,6%	2,9%	3,2%	3,2%
GBP	175,5	1,4%	0,7%	1,2%	3,5%
DKK	20,1	-0,3%	0,9%	0,9%	0,4%
SEK	12,9	-5,0%	-1,8%	-1,5%	-2,5%
NOK	12,8	-4,6%	-0,5%	-2,1%	-1,4%
CHF	155,3	-4,5%	0,4%	-1,4%	2,1%
JPY	0,91	-5,2%	0,1%	-1,2%	-10,1%

Hlutabréfavisitölur		áramót	1M	3M	12M
OMXI15	2367,2	-3,7%	-2,1%	-6,5%	-8,3%
OMXN40	2709,4	6,8%	-3,0%	8,7%	15,1%
S&P 500	4967,2	4,1%	-4,1%	2,6%	19,6%
FTSE 100	7895,9	2,1%	2,0%	5,8%	0,0%

Ríkisskuldabréf	krafa	verð	meðalt.	ávöxtun			
				áramót	1M	3M	12M
RIKB 25 0612	9,03%	98,9	1,1	2,4%	0,3%	2,0%	7,6%
RIKB 26 1015	8,38%	96,4	2,3	1,1%	-1,0%	1,4%	6,8%
RIKB 28 1115	7,67%	90,0	4,1	-0,1%	-2,0%	1,0%	3,4%
RIKB 31 0124	7,22%	96,2	5,6	0,5%	-2,5%	1,4%	1,7%
RIKB 35 0917	6,85%	101,1	7,9	0,5%	-2,7%	1,5%	
RIKB 42 0217	6,42%	79,9	11,8	0,6%	-2,5%	2,0%	-0,1%
RIKS 26 0216	3,44%	96,6	1,8	3,5%	1,1%	2,0%	5,1%
RIKS 30 0701	2,85%	102,2	5,6	3,7%	1,1%	1,7%	2,9%
RIKS 33 0321	2,69%	102,5	7,9	3,8%	0,8%	1,5%	2,1%
RIKS 37 0115	2,35%	85,3	11,9	5,1%	1,1%	2,2%	2,6%

---

Þessi samantekt og/eða umfjöllun er markaðsefni ætlað til upplýsingar en ekki sem grundvöllur viðskipta. Markaðsefni þetta felur hvorki í sér fjárfestingarráðgjöf né óháða fjárfestingargreiningu. Lagakröfur sem gilda um fjárfestingarráðgjöf og fjárfestingargreiningu eiga því ekki við, þ.m.t. bann við viðskiptum fyrir dreifingu.

Upplýsingar um þróun gengis innlendra hlutabréfa, skuldabréfa og/eða vísitalna koma frá Nasdaq Iceland – Kauphöllinni. Á vef Landsbankans er hægt að nálgast nánari upplýsingar með því að smella á viðkomandi hlutabréf, skuldabréfaflokk eða vísitölu. Upplýsingar um þróun gengis erlendra fjármálagerna, vísitalna og/eða sjóða koma frá aðilum sem Landsbankinn hefur metið áreiðanlega. Þróun gengis í fortíð gefur ekki vísbendingu um framtíðarþróun.

Upplýsingar um fyrri árangur sjóða Landsbréfa byggja á upplýsingum frá Landsbréfum. Á vef Landsbankans er hægt að nálgast nánari upplýsingar með því að smella á heiti viðkomandi sjóðs, þ.m.t. um árangur síðastliðinna fimm ára. Upplýsingar um fyrri árangur sjóða sýna nafnávöxtun, nema annað sé tekið fram. Ef fyrri árangur sjóða byggir á erlendum gjaldmiðli getur ávöxtun aukist eða minnkað vegna gengissveiflna. Árangur í fortíð gefur ekki áreiðanlega vísbendingu um framtíðarárangur.

Verðbréfi viðskipti fela í sér áhættu og eru lesendur hvattir til að kynna sér Áhættulýsingu vegna viðskipta með fjármálagerna og Stefnu Landsbankans um hagsmunaárekstra sem finna má á vef Landsbankans.

Landsbankinn hefur starfsleyfi sem viðskiptabanki samkvæmt lögum nr. 161/2002 um fjármálafyrirtæki og sætir eftirliti Fjármálaeftirlits Seðlabanka Íslands ([www.sedlabanki.is/fjarmalaeftirlit](http://www.sedlabanki.is/fjarmalaeftirlit)).