



# Vikubyrjun 8. apríl 2024

---

Hagfræðideild



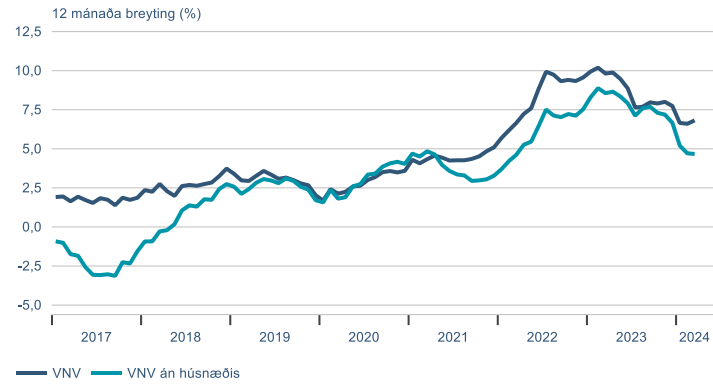
# Dagatal

| Vikud. | Dag.     | kl.              | Viðburður                                     | Tímabil          | Birtingaraðili         |
|--------|----------|------------------|---|------------------|------------------------|
| mán    | 8. apr.  | 09:00            | Raungengi                                     | mar              | Seðlabankinn           |
|        |          |                  | Flutningstölur                                | mar              | Play                   |
|        |          |                  | Útboð ríkisvíxla (RIKV 24 0717, RIKV 24 1016) |                  | Lánamál ríkisins       |
|        |          | 09:00            | Vöruviðskipti (bráðabirgðatölur)              | mar              | Hagstofan              |
|        |          | 09:00            | Efnahagur Seðlabankans                        | mar              | Seðlabankinn           |
|        |          | 09:00            | Gjaldeyrismarkaður                            | mar              | Seðlabankinn           |
|        |          | 09:00            | Krónumarkaður                                 | mar              | Seðlabankinn           |
| þri    | 9. apr.  | 16:00            | Markaðsupplýsingar                            |                  | Lánamál ríkisins       |
|        |          | 09:00            | Erlend staða Seðlabankans                     | mar              | Seðlabankinn           |
|        |          |                  | Skuldabréfaútboð (AL120625)                   |                  | Alma íbúðafélag hf.    |
|        |          | 09:00            | Lífeyrissjóðir                                | mar              | Seðlabankinn           |
| mið    | 10. apr. |                  | <b>Brottfarir um Leifsstöð</b>                | <b>mar</b>       | <b>Ferðamálastofa</b>  |
|        |          | 12:00            | <b>Skráð atvinnuleysi</b>                     | <b>mar</b>       | <b>Vinumálastofnun</b> |
|        |          | 09:00            | Efnahagslegar skammtímatölur                  |                  | Hagstofan              |
|        |          |                  | Álit greinenda birt                           | 1F 2024          | Íslandsbanki           |
|        |          |                  | Útboð sértryggðra skuldabréfa (ARION CBI 30)  |                  | Arion banki            |
|        |          | Útboð ríkisbréfa |   | Lánamál ríkisins |                        |
| fim    | 11. apr. | 09:00            | Vinumarkaðurinn (ársfjórðungsleg)             | 1. ársfj.        | Hagstofan              |
|        |          | 09:00            | Laus störf                                    | 1. ársfj.        | Hagstofan              |
|        |          |                  | Aðalfundur                                    |                  | Eik                    |
|        |          |                  | Aðalfundur                                    |                  | Sýn                    |
| fös    | 12. apr. |                  | <b>Lok verðkönnunarviku</b>                   | <b>apr</b>       | <b>Hagstofan</b>       |
|        |          |                  | ARION CB 24 á gjalddaga                       |                  | Arion banki            |

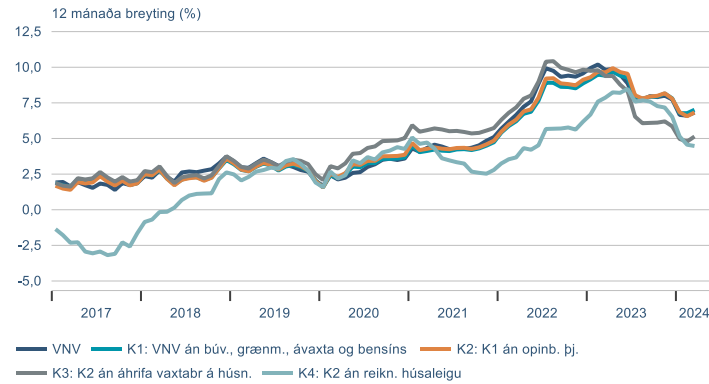
▶ Efnahagsmál

# Verðlag

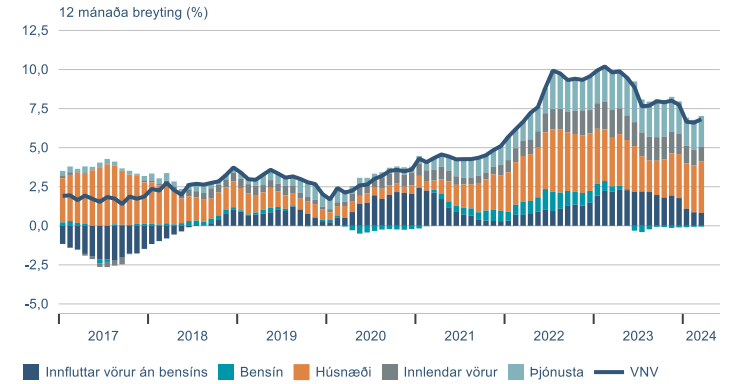
## Visitala neysluverðs



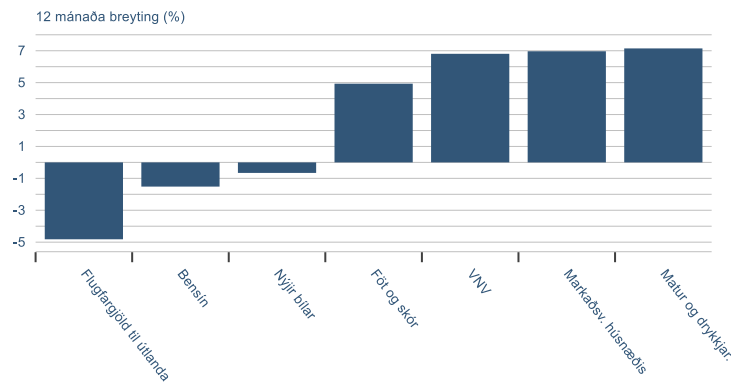
## Kjarnavísitölur



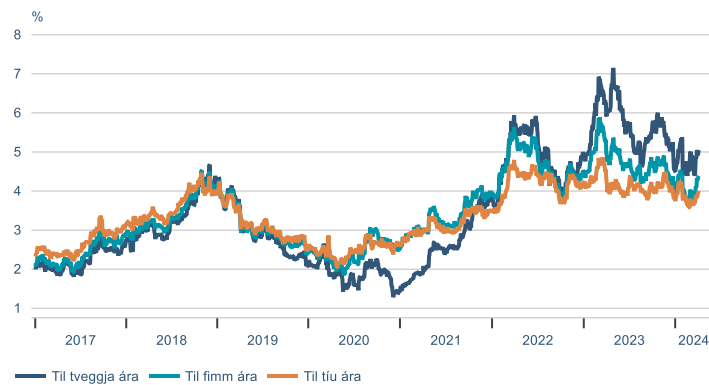
## Eftir eðli og uppruna



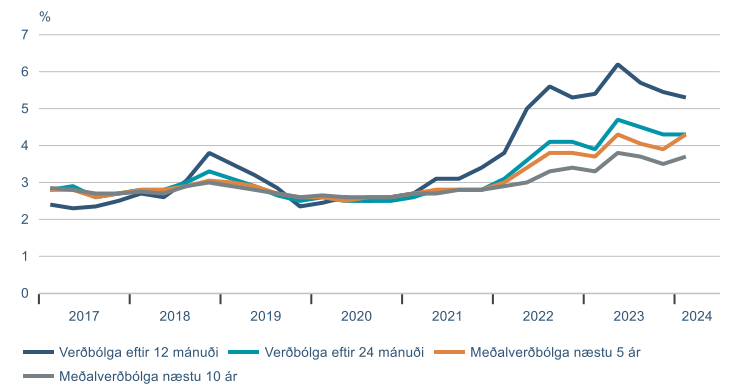
## Valdir undirliðir



## Verðbólguálag á skuldabréfamarkaði

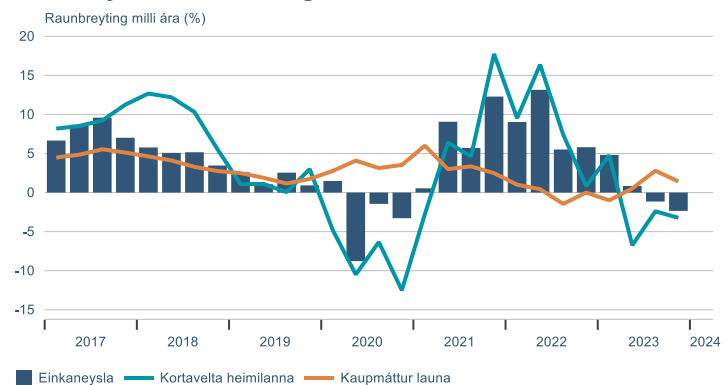


## Væntingakönnun markaðsaðila

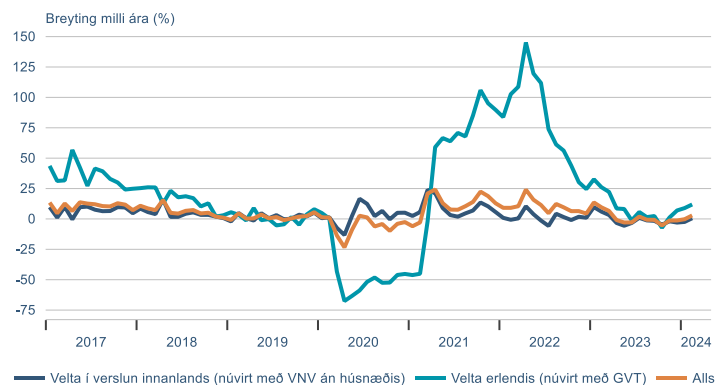


# Heimilin

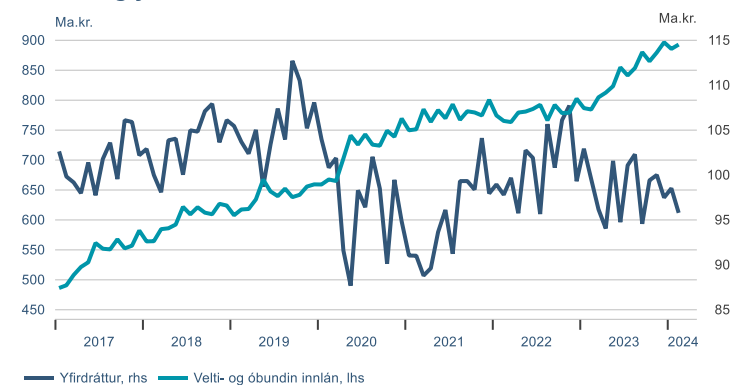
## Einkaneysla, kortavelta og laun



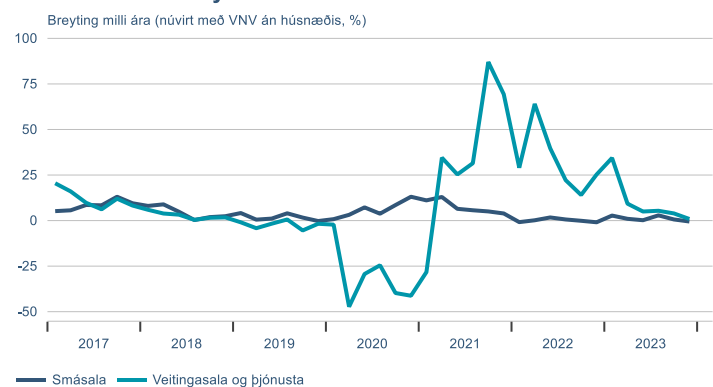
## Greiðslukortavelta



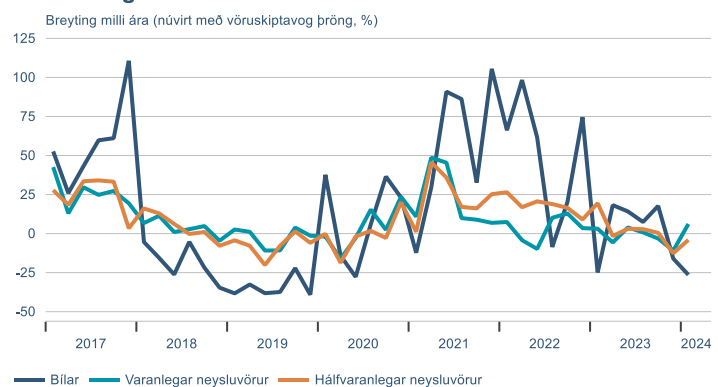
## Innlán og yfirdráttur heimilanna



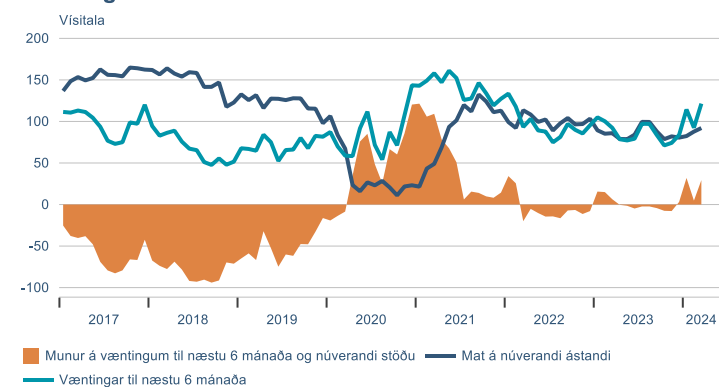
## Velta skv. VSK-skýrslum



## Innflutningur

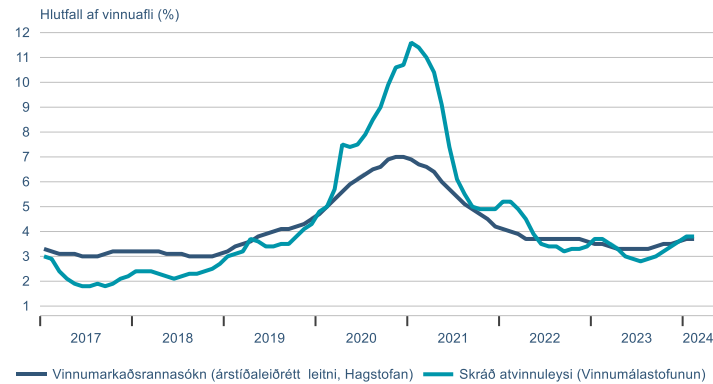


## Væntingavísitala

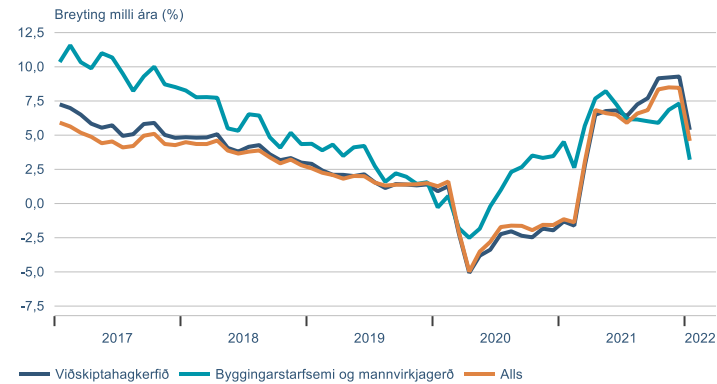


# Vinnumarkaðurinn

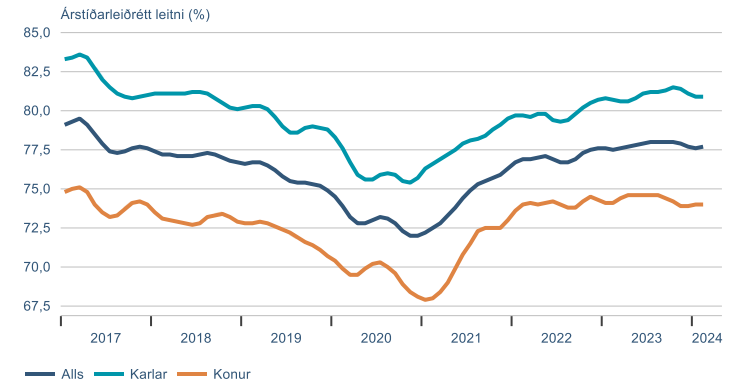
## Atvinnuleysi



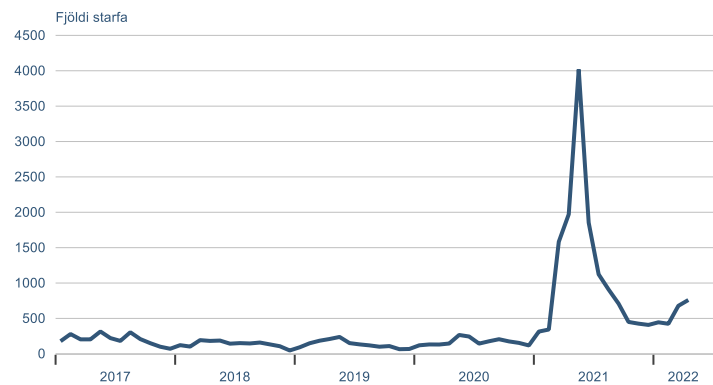
## Fjöldi launagreiðenda



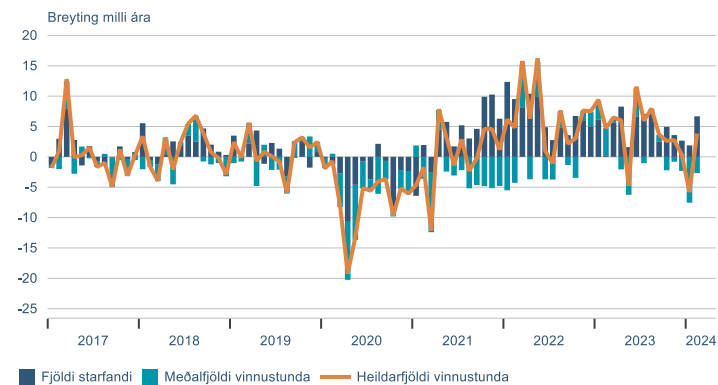
## Atvinnuþáttaka



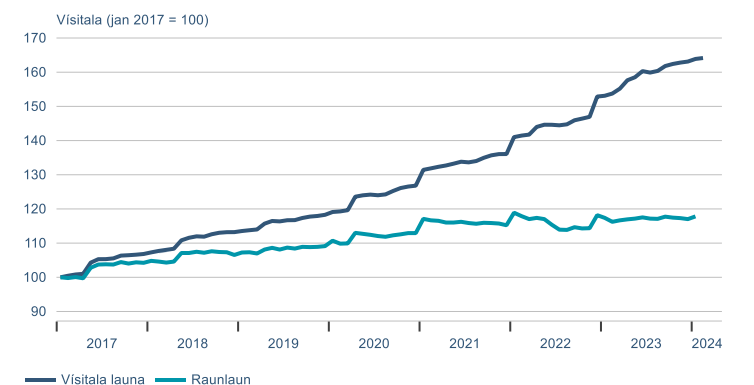
## Laus störf



## Fjöldi vinnustunda

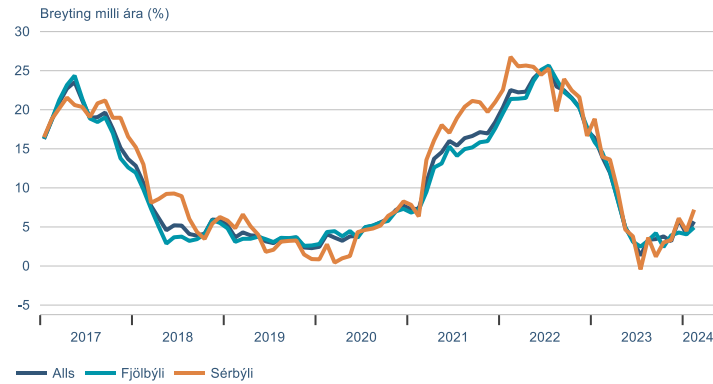


## Laun

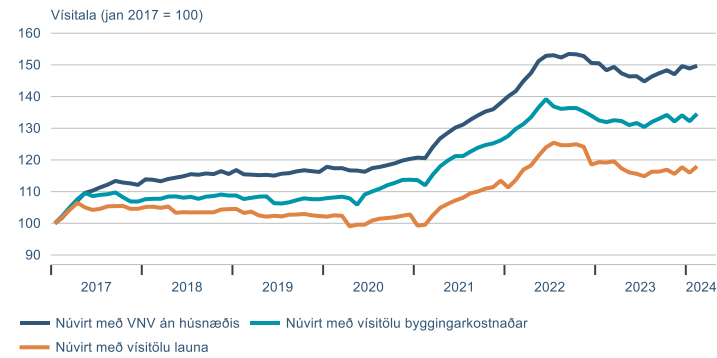


# Fasteignamarkaðurinn

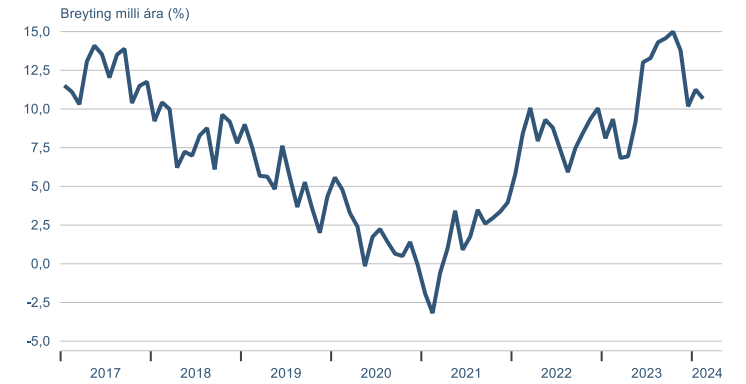
## Visitala íbúðaverðs á höfuðborgarsvæðinu



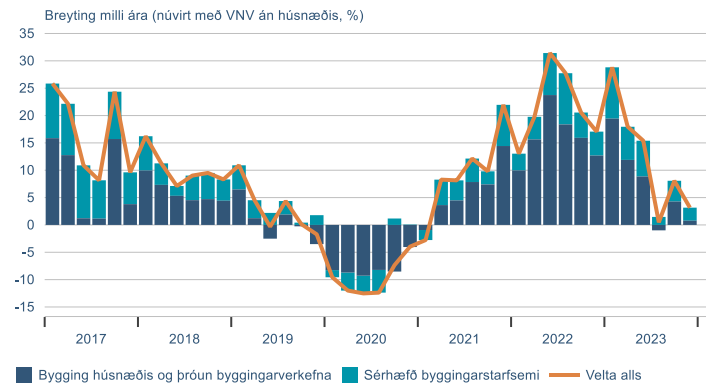
## Visitala íbúðaverðs á höfuðborgarsvæðinu á mótí undirliggjandi hagstærðum



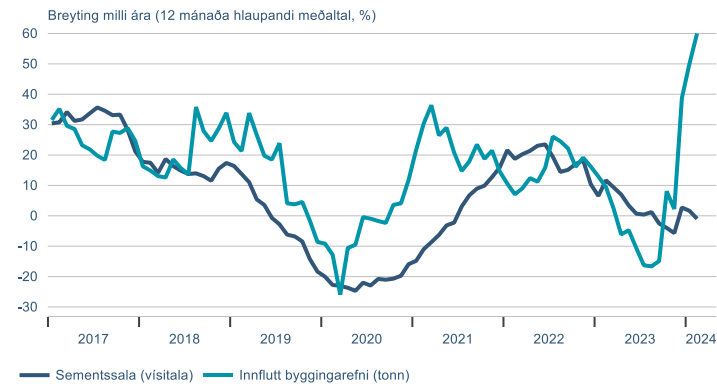
## Visitala leiguverðs



## Velta í byggingariðnaði

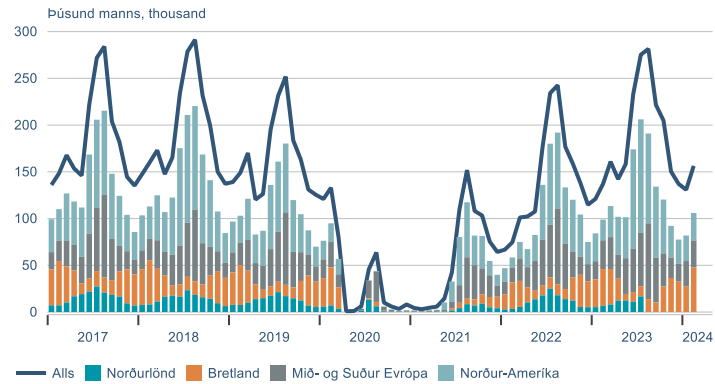


## Byggingavörur

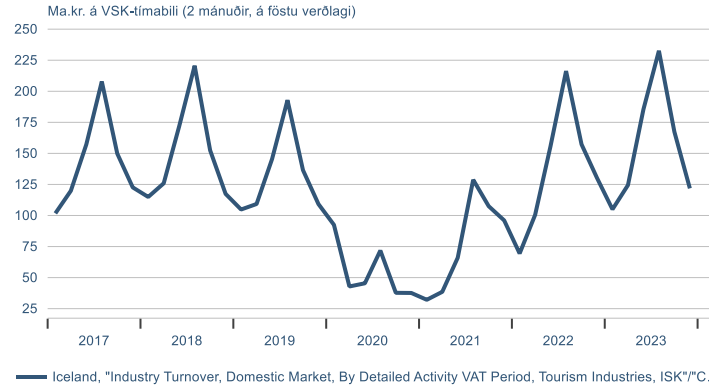


# Ferðapjónustan

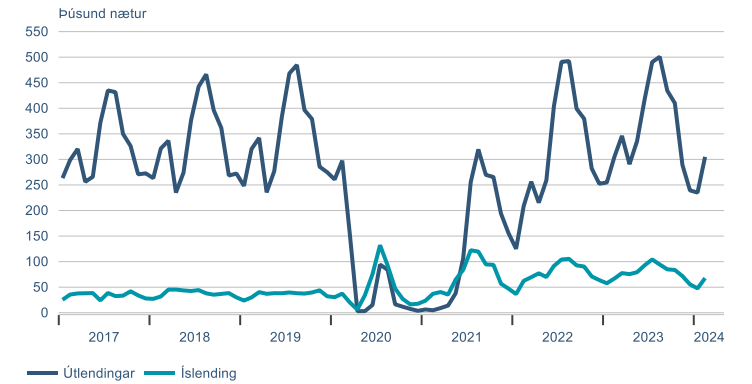
## Erlendir ferðamenn um Leifstöð



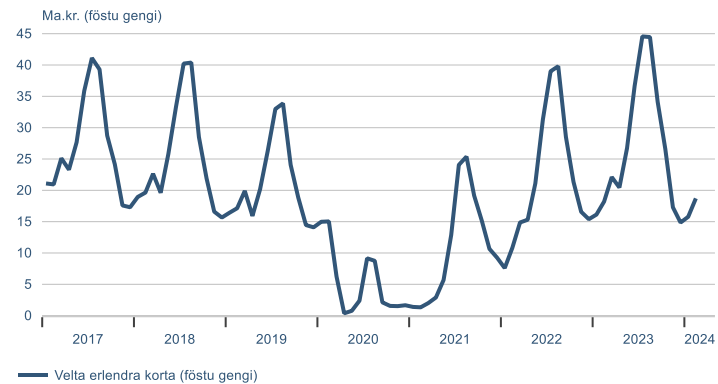
## Velta í ferðapjónustu



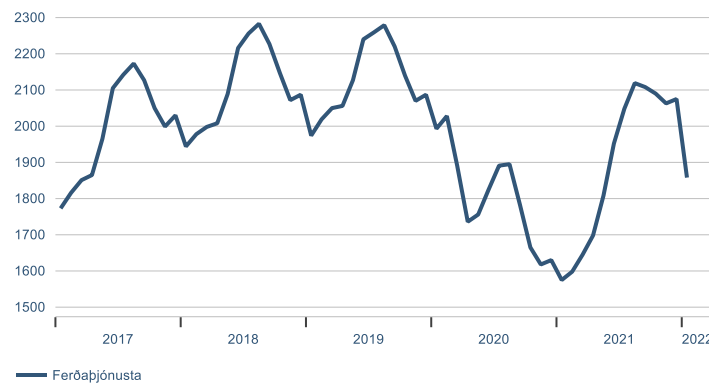
## Gistinætur á hótélum



## Velta erlendra greiðslukorta



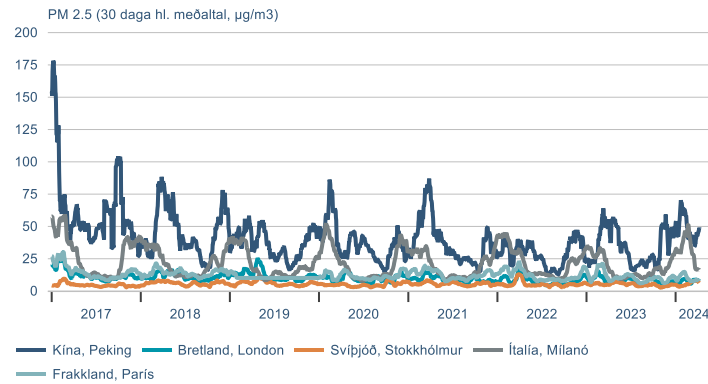
## Fjöldi launagreiðenda í ferðapjónustu



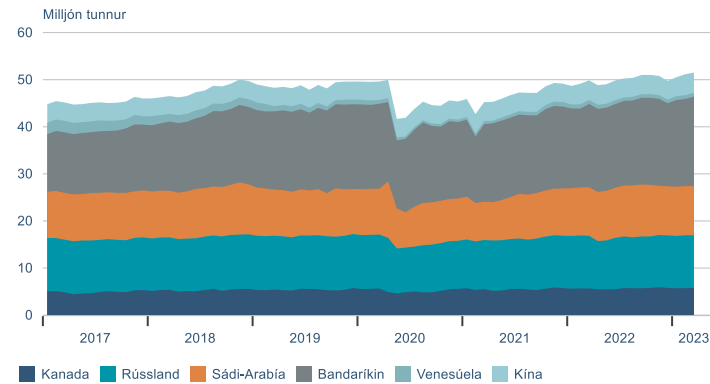


# Sjálfbærni

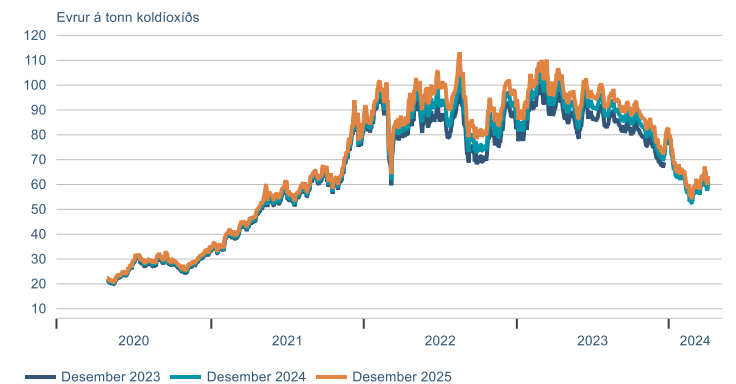
## Magn svifryks



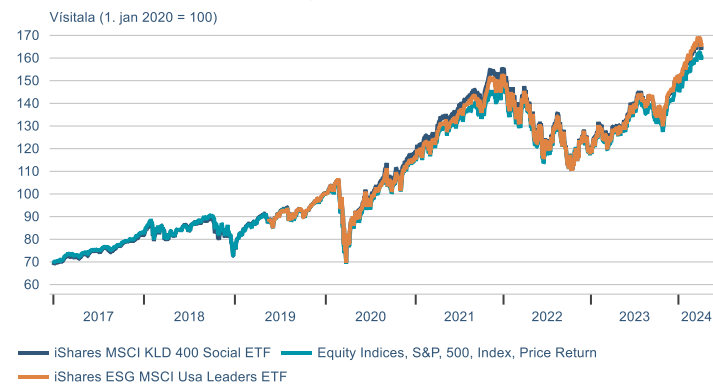
## Framleiðsla hráolíu



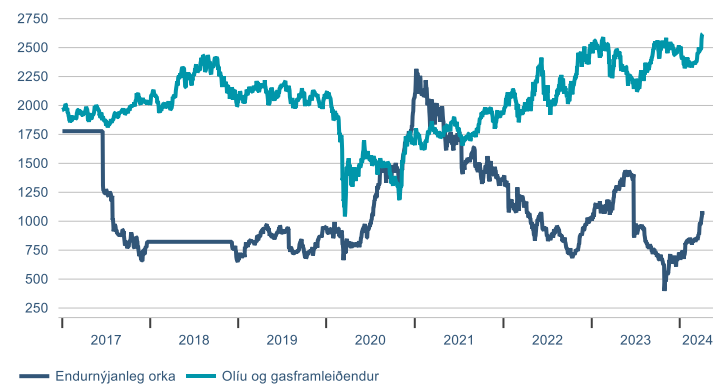
## EUA Losunarheimildir innan ETS viðskiptakerfisins



## UFS Hlutabréfavisitölur og S&P 500

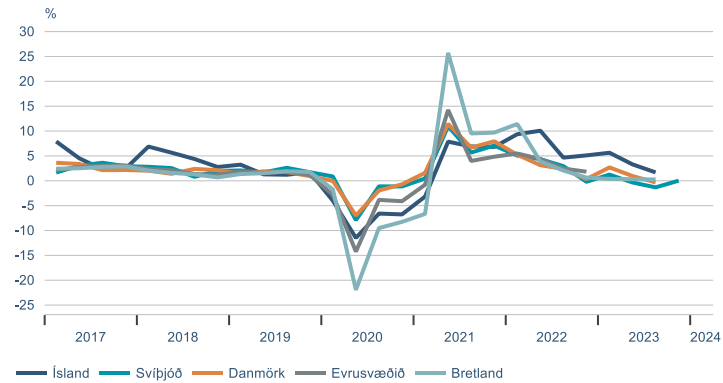


## Hlutabréfavisitölur orkufyrirtækja (hluti af Eurofirst 300)

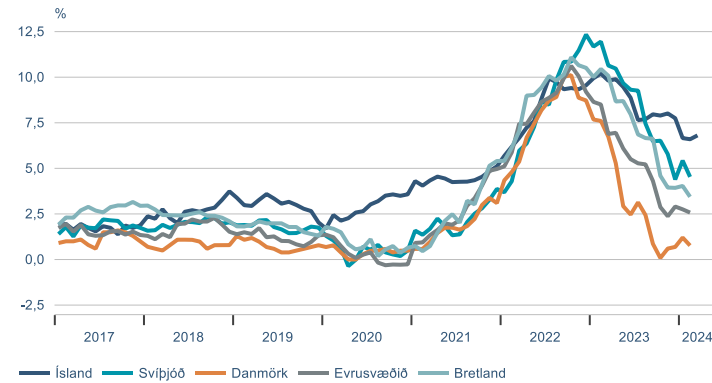


# Alþjóðlegur samanburður

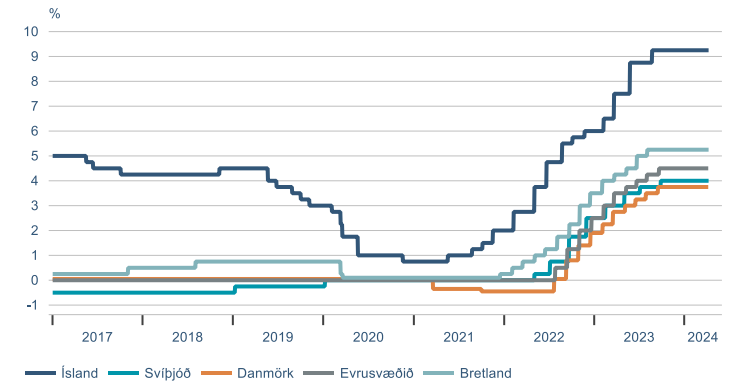
## Hagvöxtur



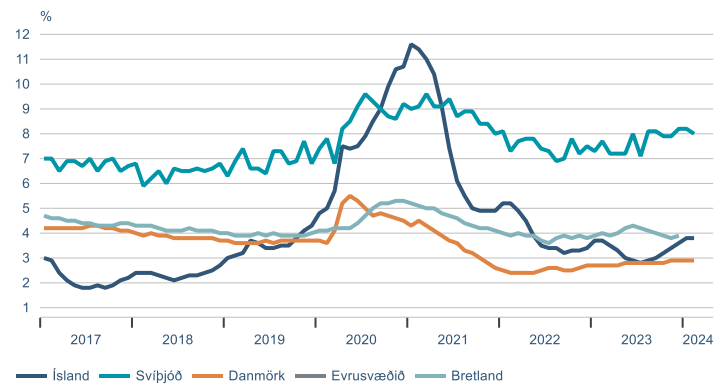
## Verðbólga



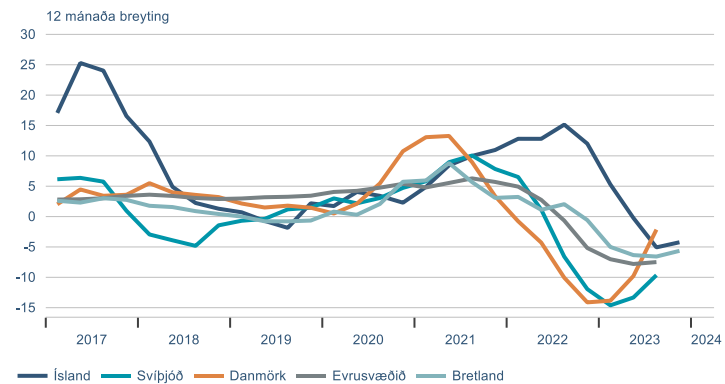
## Stýrivextir



## Atvinnuleysi



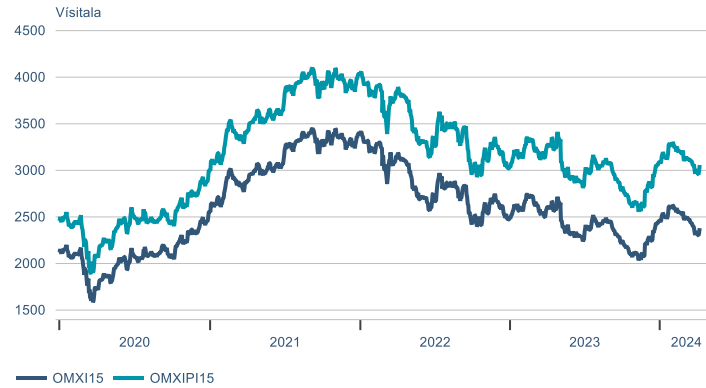
## Raunverð íbúða



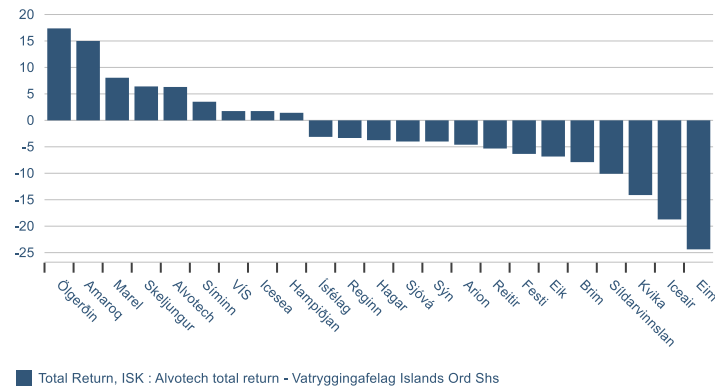
## ► Fjármálamarkaðir

# Hlutabréf

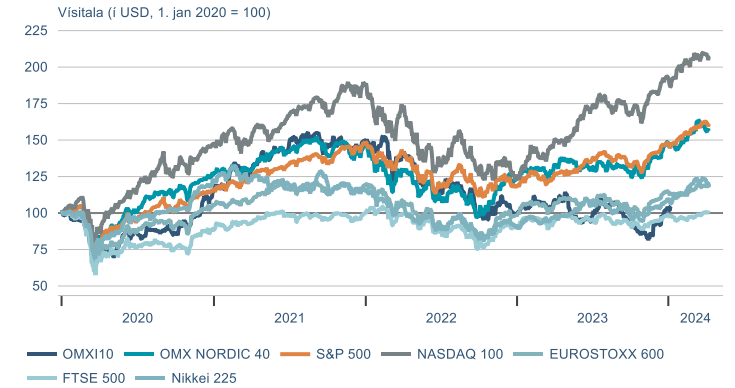
## OMX-vísitölur



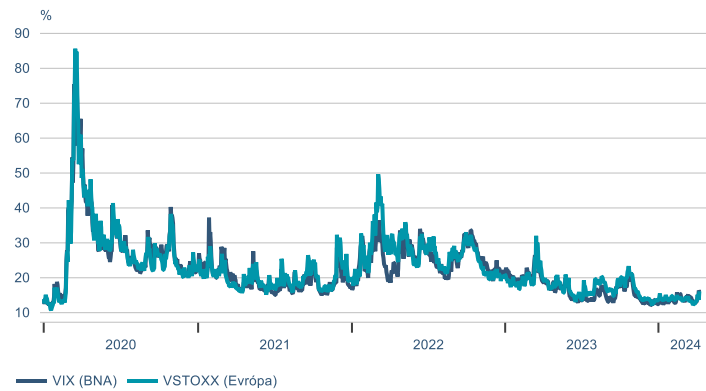
## Það sem af er ári



## Hlutabréfavisitölur

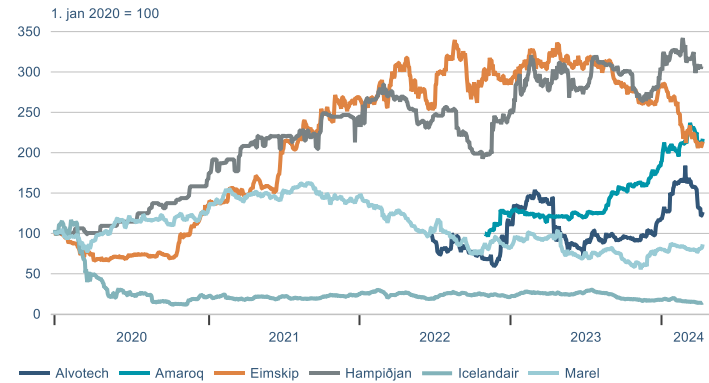


## Vix-vísitölur

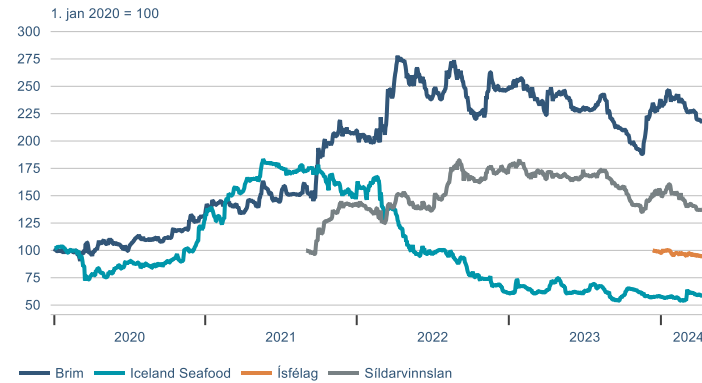


# Hlutabréf

## Félög með tekjur í erlendri mynt



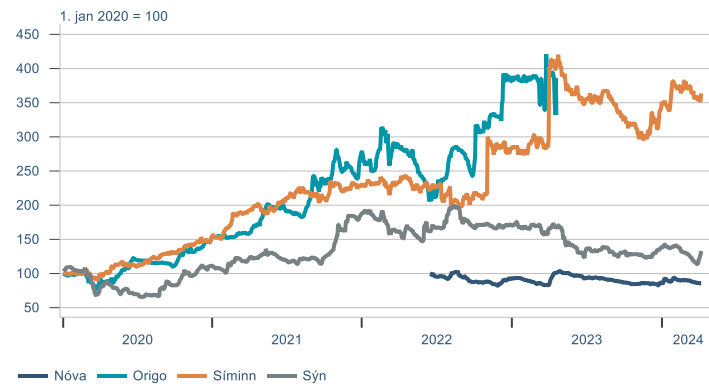
## Útvegsfyrirtæki



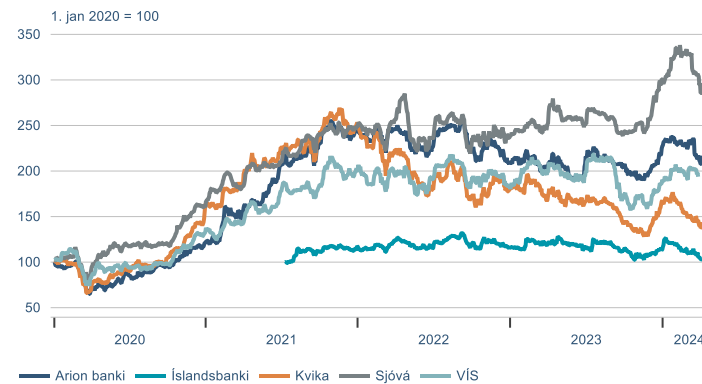
## Heild- og smásala



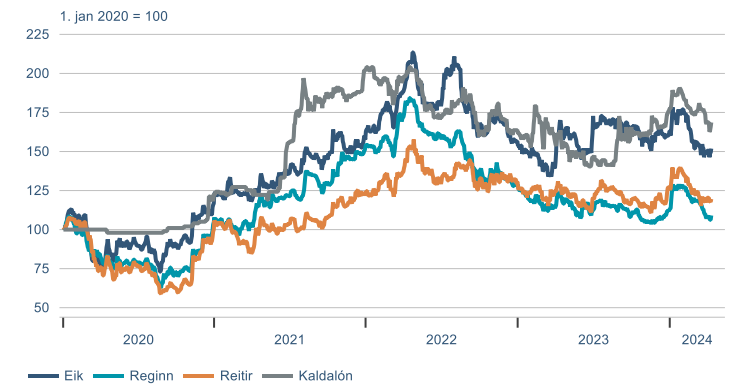
## Tæknifyrirtæki



## Fjármálfyrirtæki

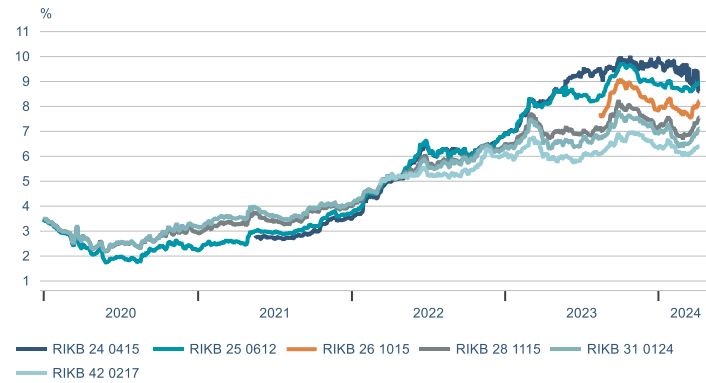


## Fasteignafélög

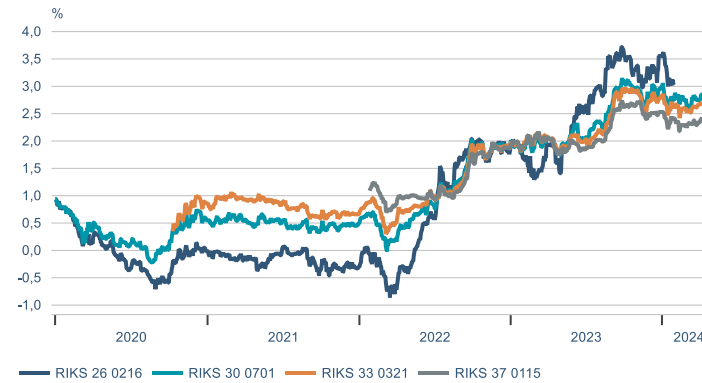


# Skuldabréf

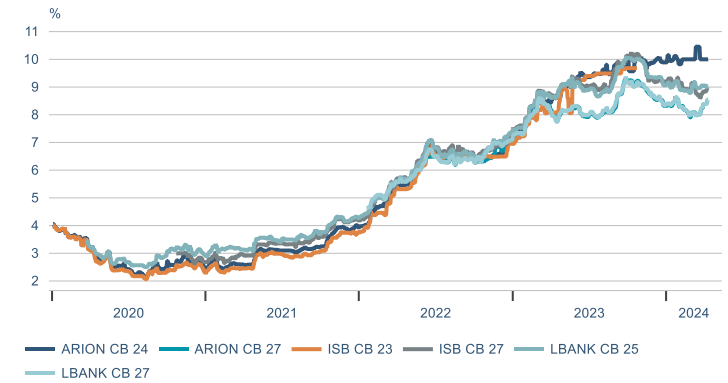
Óverðtryggð ríkisbréf



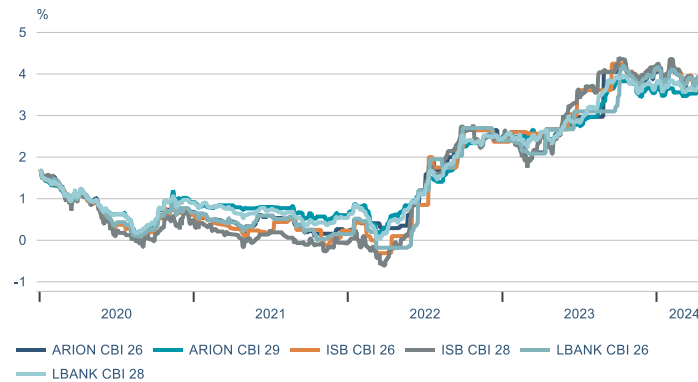
Verðtryggð ríkisbréf



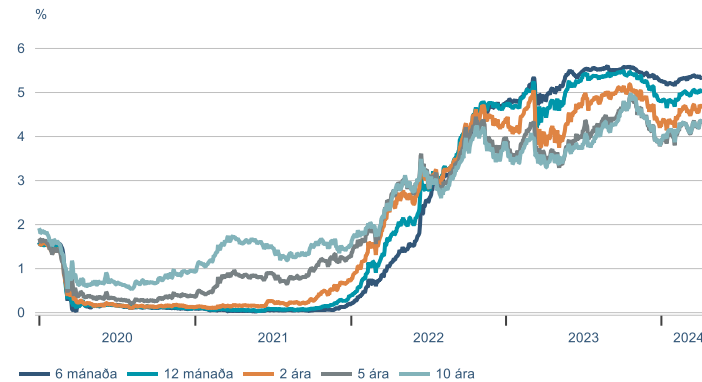
Sértryggð skuldabréf - óverðtryggð



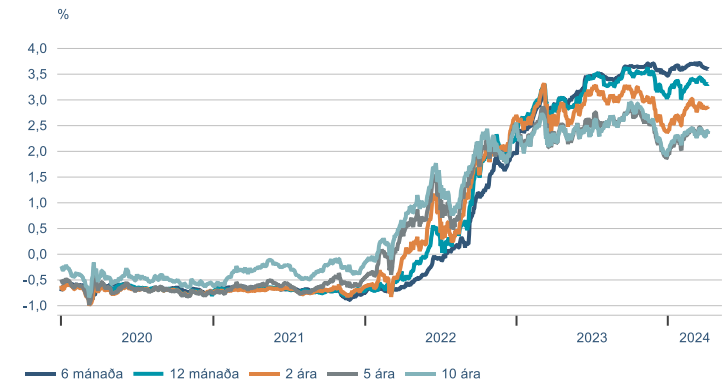
Sértryggð skuldabréf - verðtryggð



Bandarísk ríkisskuldabréf



Þýsk ríkisskuldabréf



# Gjaldeyrir

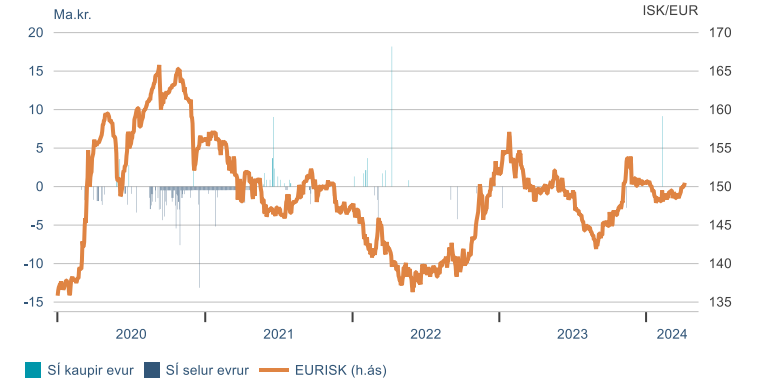
## Gengi krónunnar



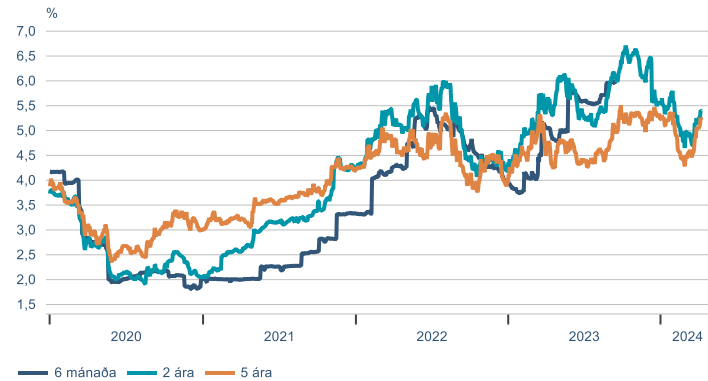
## Gengisvísitala



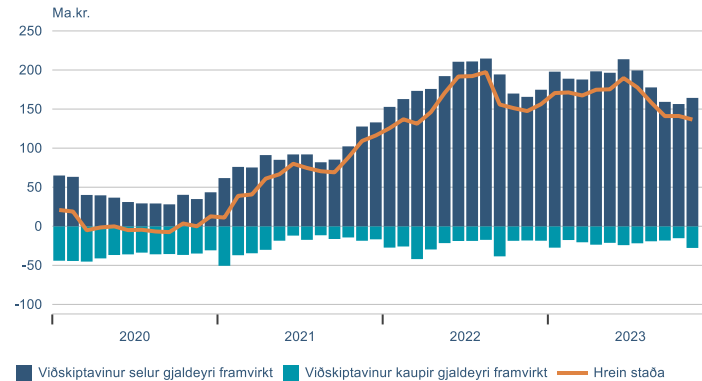
## Inngrip SÍ



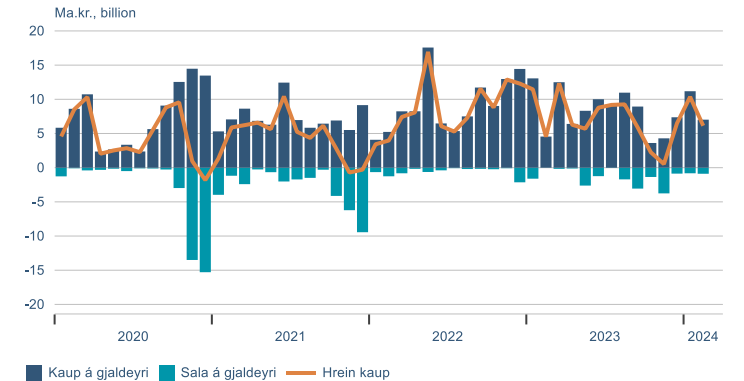
## Vaxtamunur við evru



## Staða framvirkra samninga með gjaldeyri

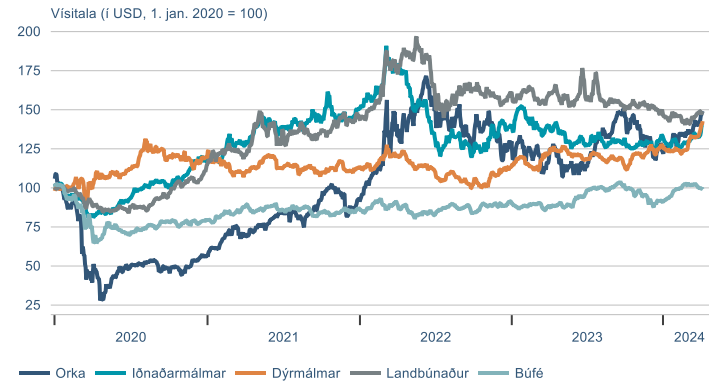


## Gjaldeyrisviðskipti lífeyrissjóða



# Hrávörur

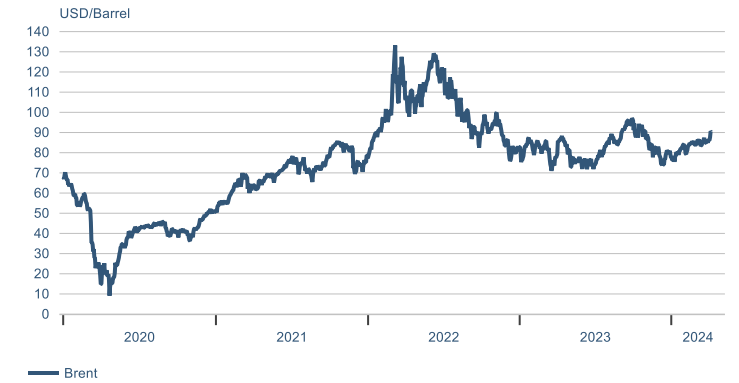
## S&P GSCI hrávöruvísitölur



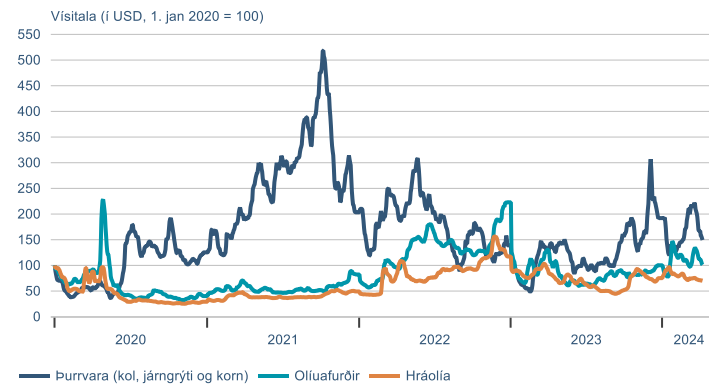
## Álverð



## Heimsmarkaðsverð á olíu



## Baltic exchange flutningsvísitölur





| Hlutabréf       |        | ávöxtun |        |        |        |
|-----------------|--------|---------|--------|--------|--------|
|                 |        | Áramót  | 1M     | 3M     | 12M    |
| OMXI10          | 2379,3 | -3,2%   | -4,8%  | -5,7%  | -8,4%  |
| OMXI10GI        | 3057,5 | -1,0%   | -2,7%  | -3,6%  | -6,3%  |
| Alvotek         | 1685,0 | 6,3%    | -25,1% | -1,7%  | -7,4%  |
| Amaroq          | 138,0  | 15,0%   | -2,8%  | 4,9%   | 79,2%  |
| Eimskip         | 366,0  | -19,9%  | -1,2%  | -20,7% | -31,1% |
| Hampiðjan       | 142,0  | 1,4%    | -2,7%  | -5,3%  | 7,6%   |
| Icelandair      | 1,1    | -18,7%  | -7,3%  | -22,8% | -43,8% |
| Marel           | 510,0  | 8,2%    | 8,2%   | 8,9%   | -10,4% |
| Brim            | 77,0   | -5,5%   | -0,5%  | -3,4%  | -7,3%  |
| Iceland Seafood | 5,8    | 1,8%    | -1,7%  | 2,7%   | -12,8% |
| Ísfélag         | 155,0  | -3,1%   | -2,8%  | -6,1%  |        |
| Síldarvinnslan  | 93,5   | -8,4%   | -0,4%  | -8,4%  | -19,3% |
| Festi           | 192,0  | -4,9%   | -2,5%  | -5,4%  | 7,7%   |
| Hagar           | 77,0   | -3,8%   | 3,4%   | -5,8%  | 17,6%  |
| Skeljungur      | 16,6   | 8,9%    | -1,2%  | 2,4%   | 16,4%  |
| Ölgerðin        | 17,9   | 17,4%   | 2,6%   | 9,5%   | 68,9%  |
| Nova            | 4,0    | -0,7%   | -4,1%  | -5,9%  | -10,8% |
| Síminn          | 10,3   | 5,6%    | -0,9%  | 6,1%   | -9,5%  |
| Sýn             | 45,6   | -4,0%   | 5,1%   | -6,6%  | -22,1% |
| Arion           | 145,0  | 1,2%    | -1,0%  | -1,4%  | 9,9%   |
| Íslandsbanki    | 101,0  | -3,5%   | -1,3%  | -12,2% | -8,4%  |
| Kvika           | 14,9   | -14,1%  | -4,5%  | -14,1% | -18,6% |
| Sjóvá           | 38,4   | 0,9%    | -7,4%  | 1,1%   | 11,8%  |
| Skagi           | 17,8   | 7,2%    | 0,2%   | 5,4%   | -1,4%  |
| Eik             | 10,9   | -6,8%   | -2,2%  | -10,7% | -5,2%  |
| Kaldalón        | 16,7   | -4,8%   | -4,3%  | -8,5%  | 4,3%   |
| Reginn          | 23,2   | -3,3%   | -7,9%  | -12,1% | -11,5% |
| Reitir          | 80,0   | -2,9%   | -1,2%  | -8,9%  | -4,6%  |

Leiðrétt fyrir arðgreiðslum

| Gjaldeyri |       | áramót | 1M    | 3M    | 12M    |
|-----------|-------|--------|-------|-------|--------|
| GVT       | 196,3 | -0,3%  | 0,6%  | -0,4% | 0,4%   |
| EUR       | 150,3 | -0,1%  | 0,8%  | -0,1% | 0,4%   |
| USD       | 138,6 | 1,8%   | 0,9%  | 0,6%  | 1,3%   |
| GBP       | 175,2 | 1,2%   | 0,5%  | 0,4%  | 2,6%   |
| DKK       | 20,2  | -0,2%  | 0,7%  | -0,1% | 0,3%   |
| SEK       | 13,0  | -3,9%  | -1,3% | -2,7% | -1,3%  |
| NOK       | 12,9  | -3,3%  | -0,4% | -2,7% | -1,4%  |
| CHF       | 153,5 | -5,6%  | -1,1% | -5,0% | 1,5%   |
| JPY       | 0,92  | -4,9%  | 0,1%  | -3,5% | -12,1% |

| Hlutabréfavitölur |        | áramót | 1M    | 3M    | 12M   |
|-------------------|--------|--------|-------|-------|-------|
| OMXI15            | 2379,3 | -3,2%  | -4,8% | -5,7% | -8,4% |
| OMXN40            | 2738,5 | 7,9%   | 0,4%  | 7,6%  | 20,0% |
| S&P 500           | 5204,3 | 9,1%   | 2,5%  | 10,8% | 27,2% |
| FTSE 100          | 7911,2 | 2,3%   | 3,5%  | 2,9%  | 3,2%  |

| Ríkisskuldabréf | krafa | verð  | meðalt. | ávöxtun |       |      |      |
|-----------------|-------|-------|---------|---------|-------|------|------|
|                 |       |       |         | áramót  | 1M    | 3M   | 12M  |
| RIKB 24 0415    | 9,87% | 99,9  | 0,0     | 2,6%    | 0,9%  | 2,4% | 8,2% |
| RIKB 25 0612    | 8,98% | 98,9  | 1,1     | 2,1%    | 0,6%  | 2,1% | 7,1% |
| RIKB 26 1015    | 8,22% | 96,7  | 2,3     | 1,2%    | -0,4% | 1,4% | 6,2% |
| RIKB 28 1115    | 7,56% | 90,3  | 4,1     | 0,1%    | -2,2% | 0,8% | 4,3% |
| RIKB 31 0124    | 7,16% | 96,5  | 5,6     | 0,5%    | -3,0% | 0,9% | 3,9% |
| RIKB 35 0917    | 6,77% | 101,7 | 8,0     | 0,8%    | -2,9% | 0,8% |      |
| RIKB 42 0217    | 6,39% | 80,2  | 11,9    | 0,7%    | -3,0% | 1,3% | 2,5% |
| RIKS 26 0216    | 3,21% | 97,0  | 1,8     | 3,4%    | 1,3%  | 3,2% | 6,2% |
| RIKS 30 0701    | 2,85% | 102,3 | 5,6     | 3,2%    | 0,4%  | 1,8% | 4,0% |
| RIKS 33 0321    | 2,69% | 102,4 | 8,0     | 3,2%    | 0,4%  | 2,0% | 3,2% |
| RIKS 37 0115    | 2,43% | 84,4  | 11,9    | 3,6%    | 0,2%  | 2,1% | 3,9% |

---

Þessi samantekt og/eða umfjöllun er markaðsefni ætlað til upplýsingar en ekki sem grundvöllur viðskipta. Markaðsefni þetta felur hvorki í sér fjárfestingarráðgjöf né óháða fjárfestingargreiningu. Lagakröfur sem gilda um fjárfestingarráðgjöf og fjárfestingargreiningu eiga því ekki við, þ.m.t. bann við viðskiptum fyrir dreifingu.

Upplýsingar um þróun gengis innlendra hlutabréfa, skuldabréfa og/eða vísitalna koma frá Nasdaq Iceland – Kauphöllinni. Á vef Landsbankans er hægt að nálgast nánari upplýsingar með því að smella á viðkomandi hlutabréf, skuldabréfaflokk eða vísitölu. Upplýsingar um þróun gengis erlendra fjármálagerna, vísitalna og/eða sjóða koma frá aðilum sem Landsbankinn hefur metið áreiðanlega. Þróun gengis í fortíð gefur ekki vísbendingu um framtíðarþróun.

Upplýsingar um fyrri árangur sjóða Landsbréfa byggja á upplýsingum frá Landsbréfum. Á vef Landsbankans er hægt að nálgast nánari upplýsingar með því að smella á heiti viðkomandi sjóðs, þ.m.t. um árangur síðastliðinna fimm ára. Upplýsingar um fyrri árangur sjóða sýna nafnávöxtun, nema annað sé tekið fram. Ef fyrri árangur sjóða byggir á erlendum gjaldmiðli getur ávöxtun aukist eða minnkað vegna gengissveiflna. Árangur í fortíð gefur ekki áreiðanlega vísbendingu um framtíðarárangur.

Verðbréfi viðskipti fela í sér áhættu og eru lesendur hvattir til að kynna sér Áhættulýsingu vegna viðskipta með fjármálagerna og Stefnu Landsbankans um hagsmunaárekstra sem finna má á vef Landsbankans.

Landsbankinn hefur starfsleyfi sem viðskiptabanki samkvæmt lögum nr. 161/2002 um fjármálafyrirtæki og sætir eftirliti Fjármálaeftirlits Seðlabanka Íslands ([www.sedlabanki.is/fjarmalaeftirlit](http://www.sedlabanki.is/fjarmalaeftirlit)).