

Vikubyrjun 2. apríl 2024

Hagfræðideild



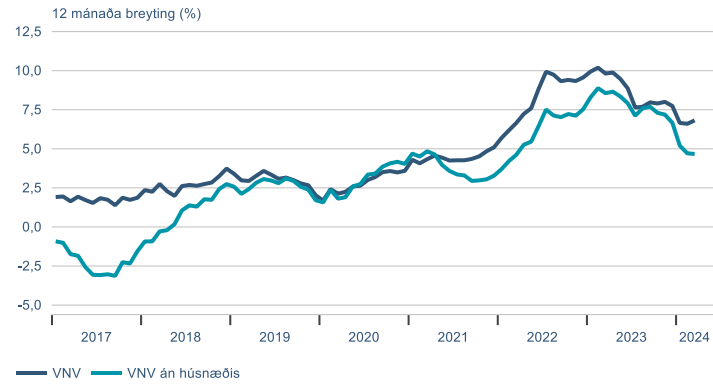
Dagatal

Vikud.	Dag.	kl.	Viðburður	Tímabil	Birtingaraðili
mán	1. apr.		Hlutdeildarlán	mar	HMS
mið	3. apr.		Fundargerð peningastefnunefndar		Seðlabankinn
			Skuldabréfaútboð		Reykjavíkurborg
		09:00	Aflaverðmæti	jan	Hagstofan
fim	4. apr.	09:00	Aðalfundur og útgáfa ársskýrslu		Seðlabankinn
			Fjöldi leigusamninga um íbúðarhúsnæði	mar	HMS
			Aðalfundur		Kaldalón
fös	5. apr.	09:00	Starfandi samkvæmt skrá	feb	Hagstofan
		09:00	Staðgreiðsluskyldar greiðslur	feb	Hagstofan

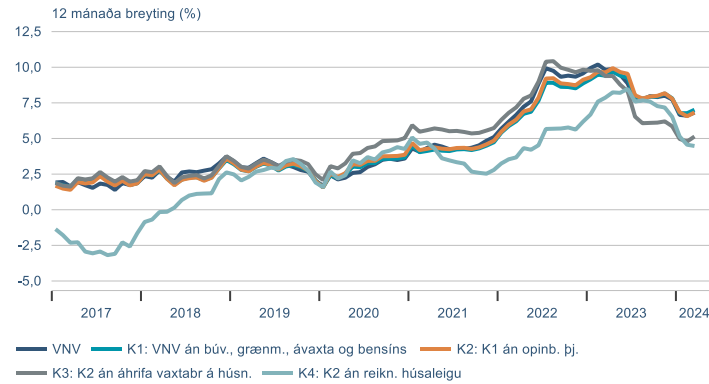
▶ Efnahagsmál

Verðlag

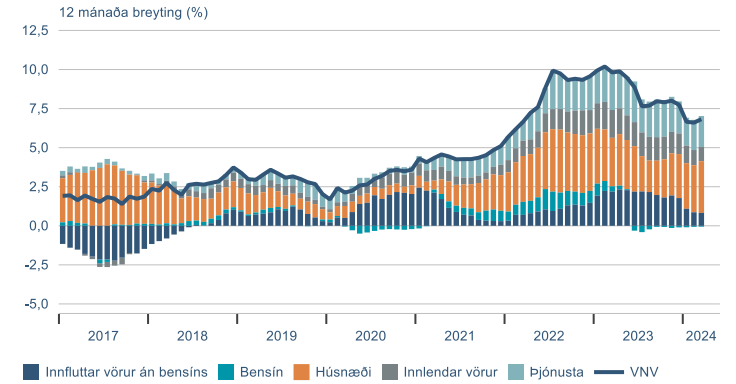
Visitala neysluverðs



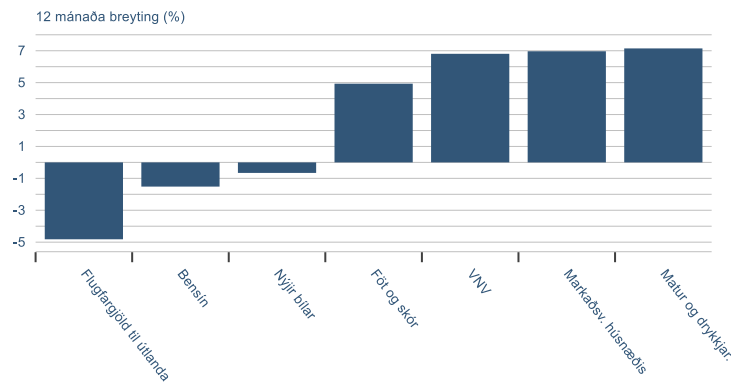
Kjarnavísitölur



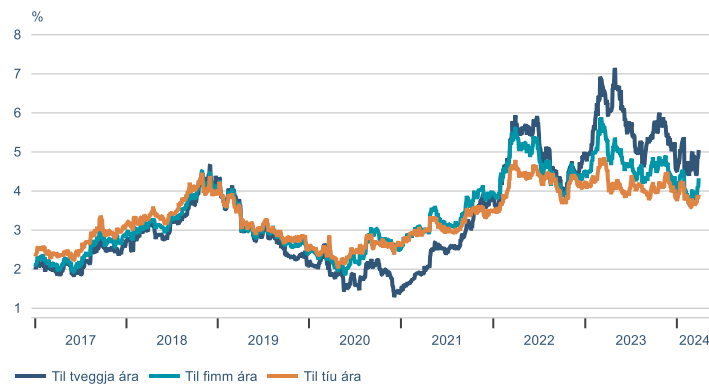
Eftir eðli og uppruna



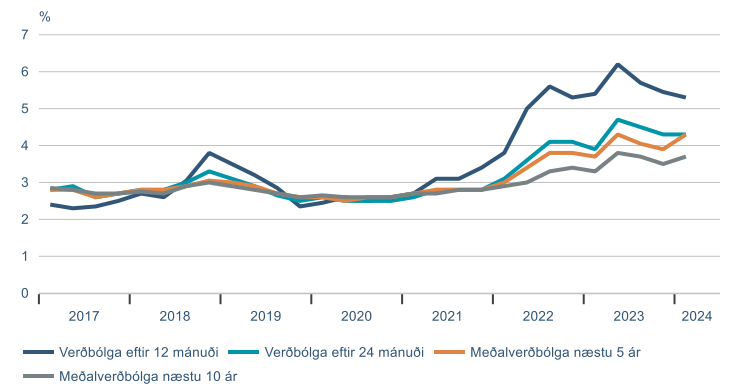
Valdir undirliðir



Verðbólguálag á skuldabréfamarkaði

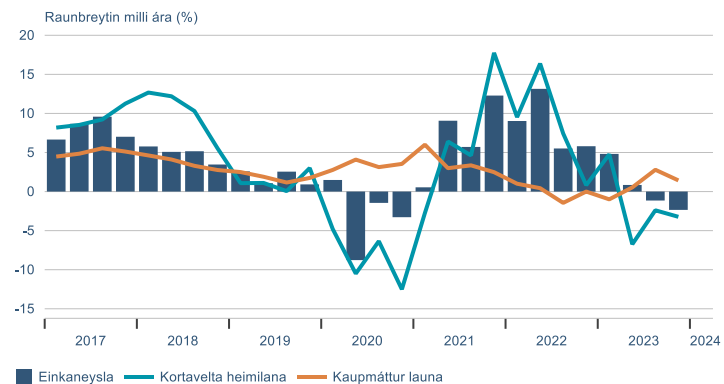


Væntingakönnun markaðsaðila

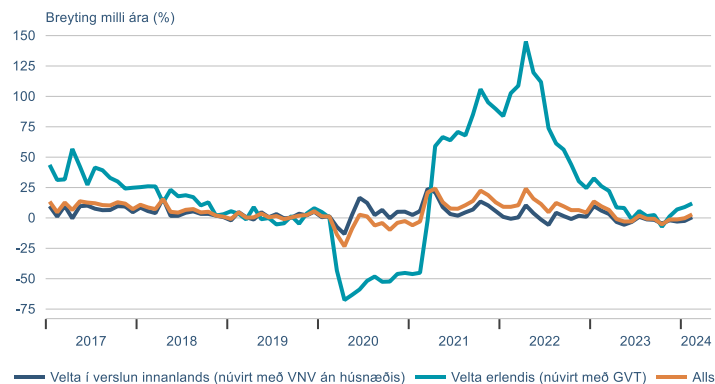


Heimilin

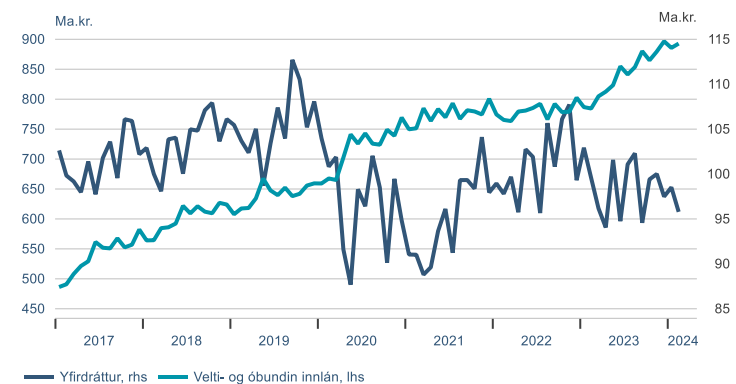
Einkaneysla, kortavelta og laun



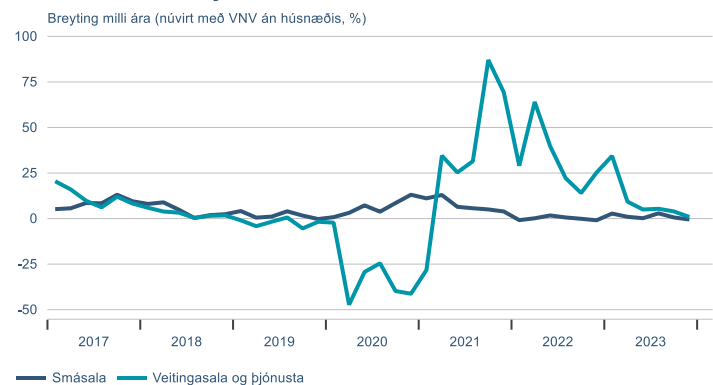
Greiðslukortavelta



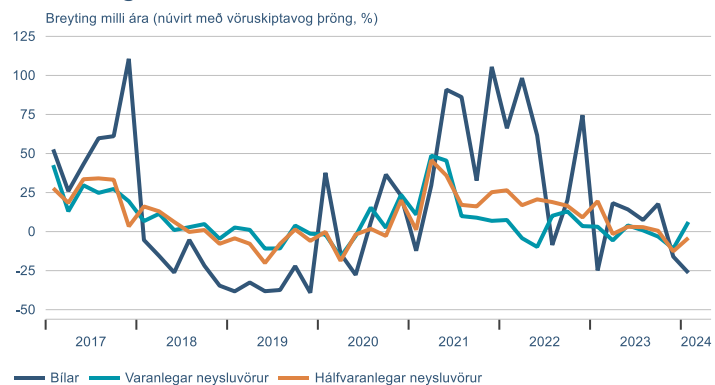
Innlán og yfirdráttur heimilanna



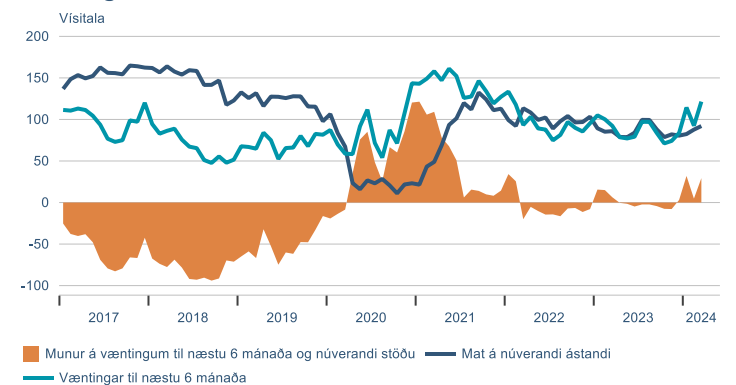
Velta skv. VSK-skýrslum



Innflutningur

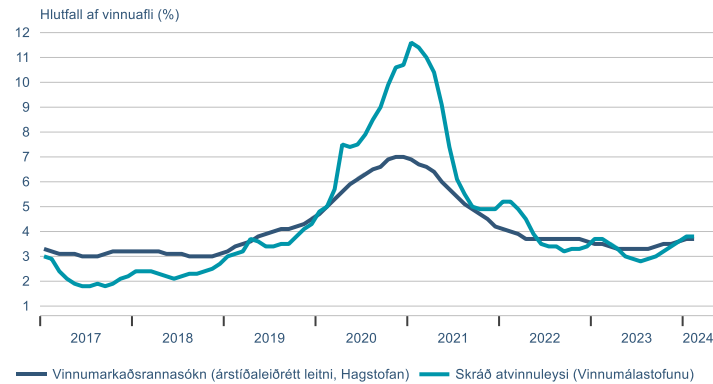


Væntingavísitala

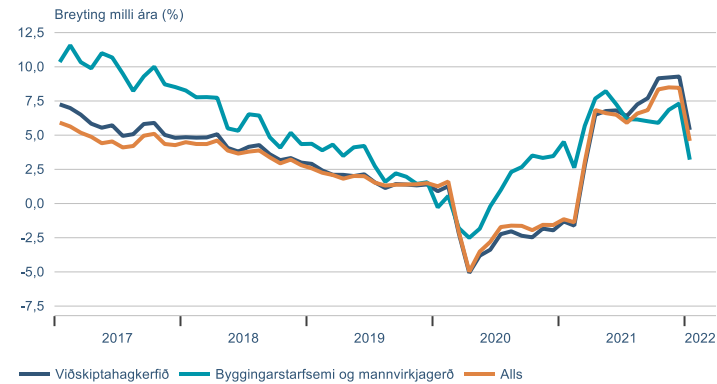


Vinnumarkaðurinn

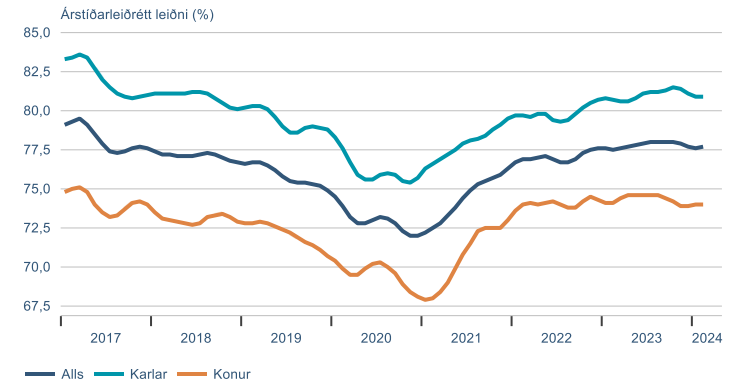
Atvinnuleysi



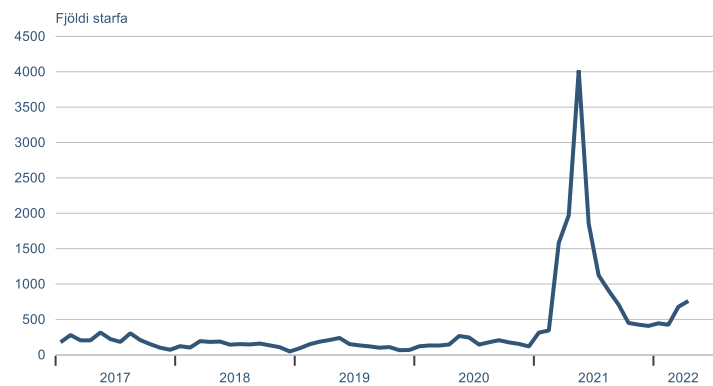
Fjöldi launagreiðenda



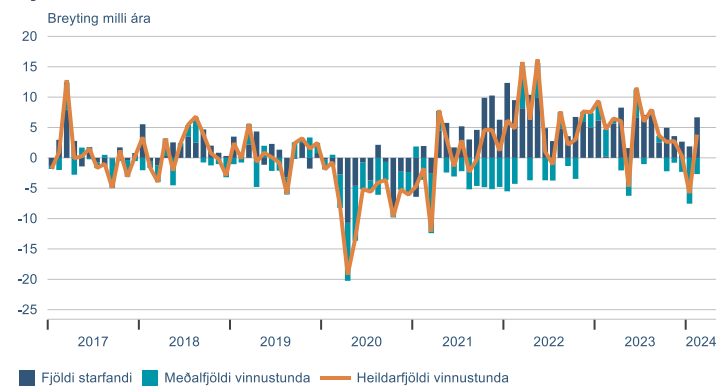
Atvinnuþáttaka



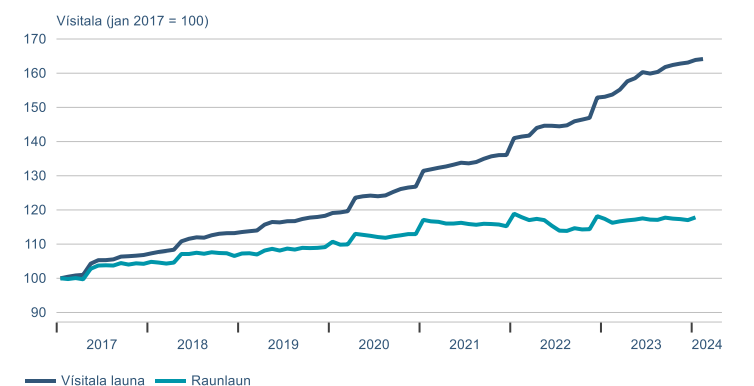
Laus störf



Fjöldi vinnustunda

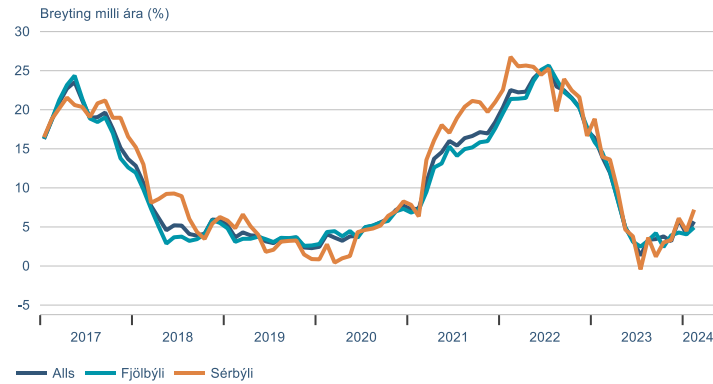


Laun

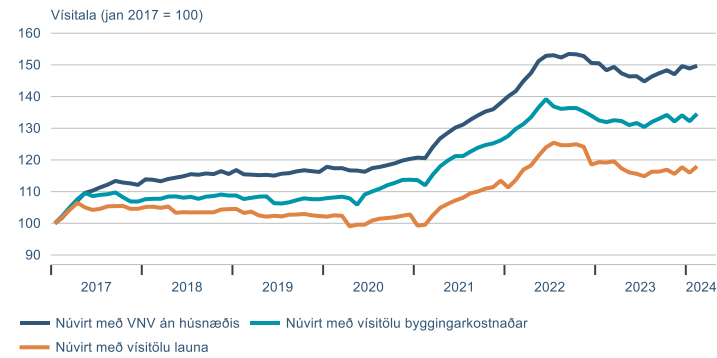


Fasteignamarkaðurinn

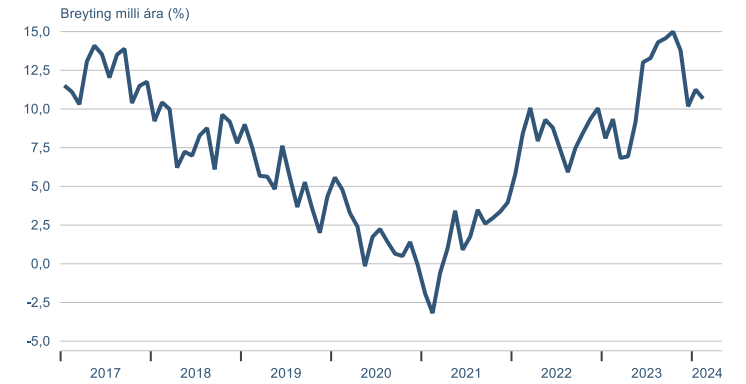
Visitala íbúðaverðs á höfuðborgarsvæðinu



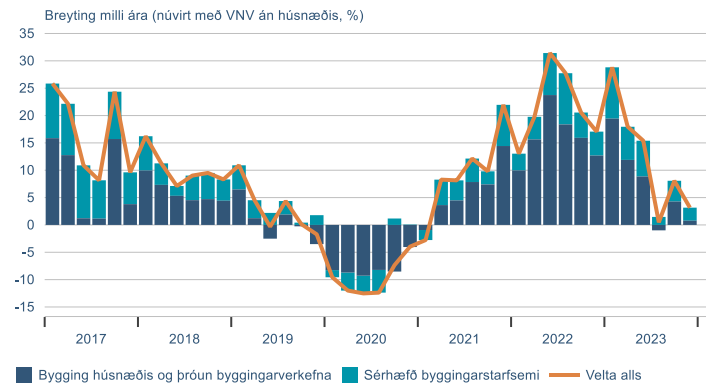
Visitala íbúðaverðs á höfuðborgarsvæðinu á mótí undirliggjandi hagstærðum



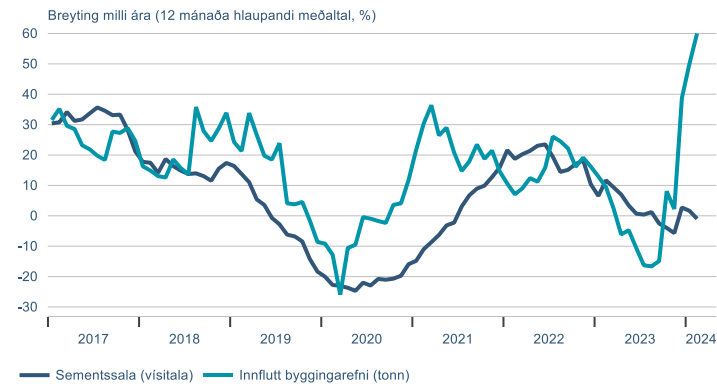
Visitala leiguverðs



Velta í byggingariðnaði

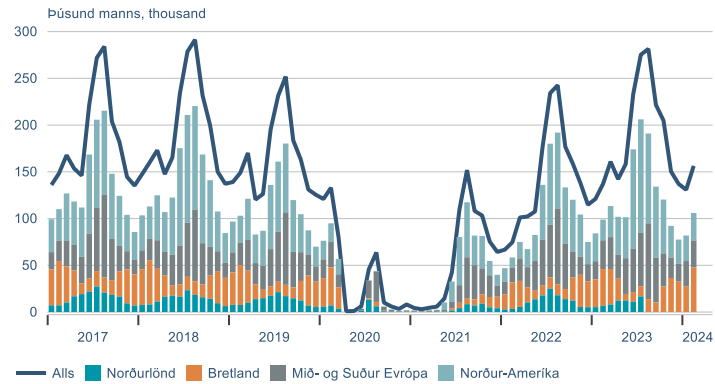


Byggingavörur

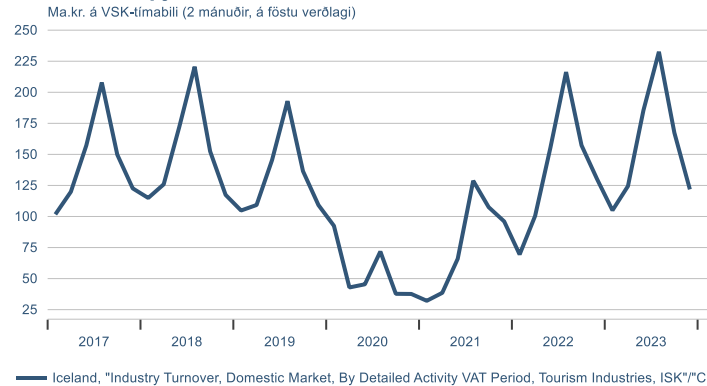


Ferðapjónustan

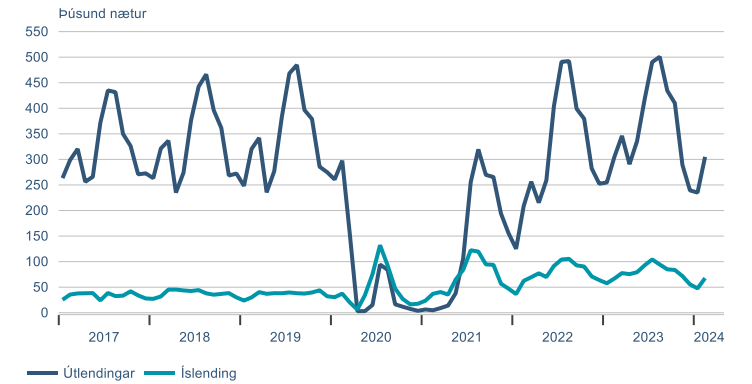
Erlendir ferðamenn um Leifstöð



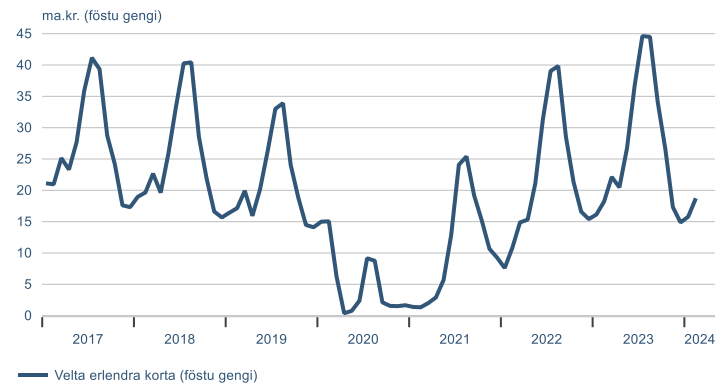
Velta í ferðapjónustu



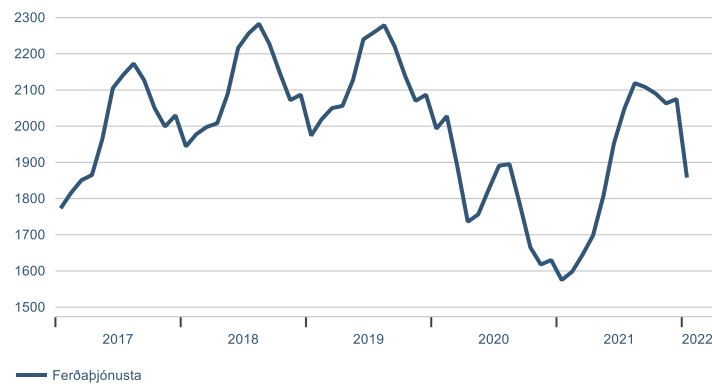
Gistinætur á hótélum



Velta erlendra greiðslukorta

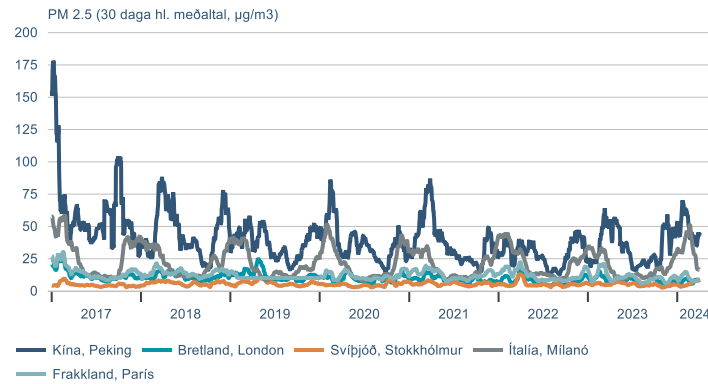


Fjöldi launagreiðenda í ferðapjónustu

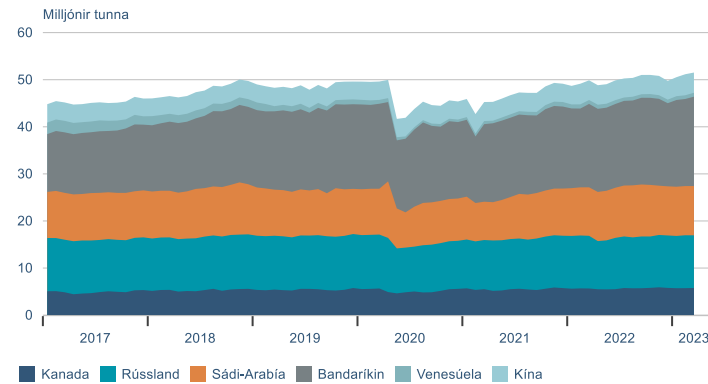


Sjálfbærni

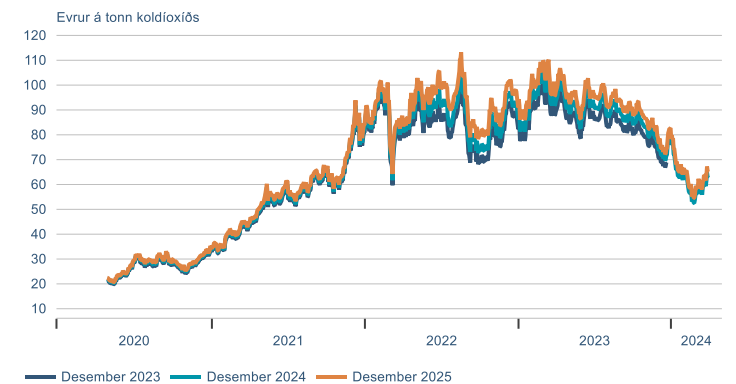
Magn svifryks



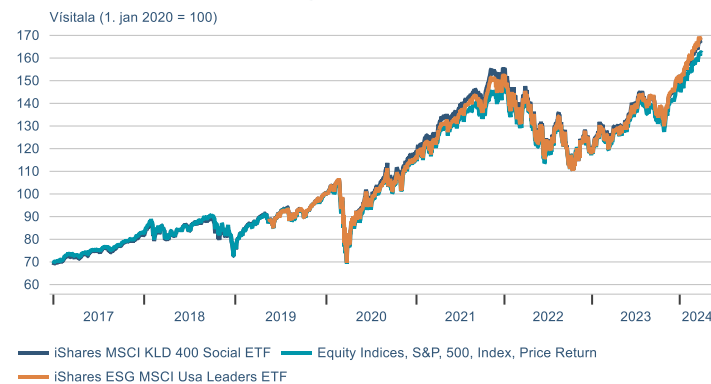
Framleiðsla hráolíu



EUA Losunarheimildir innan ETS viðskiptakerfisins



UFS Hlutabréfavisitölur og S&P 500

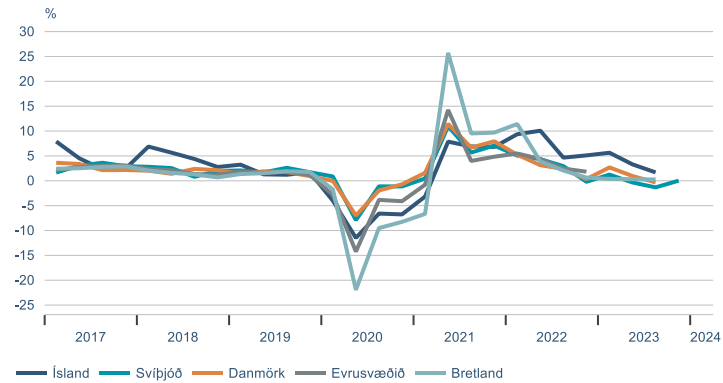


Hlutabréfavisitölur orkufyrirtækja (hluti af Eurofirst 300)

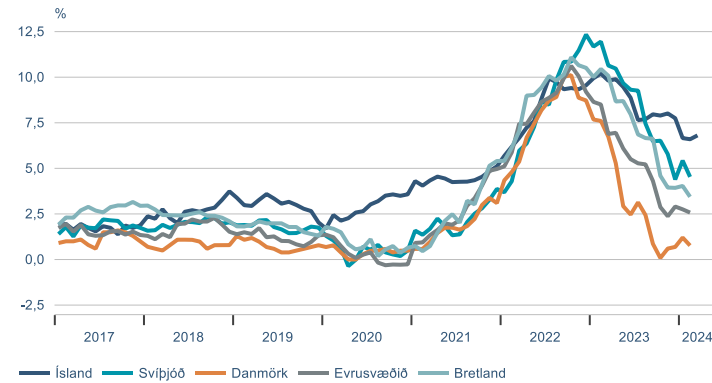


Alþjóðlegur samanburður

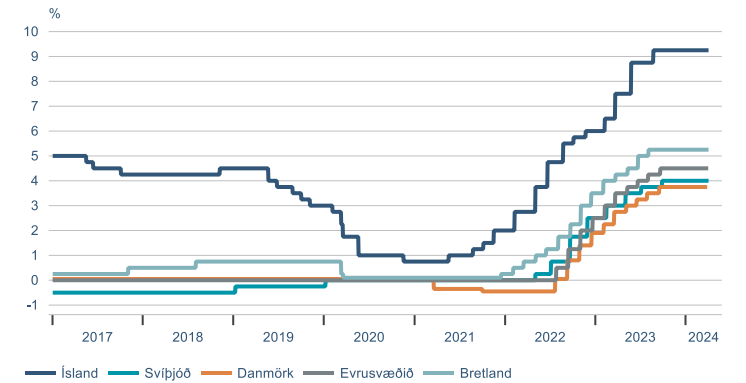
Hagvöxtur



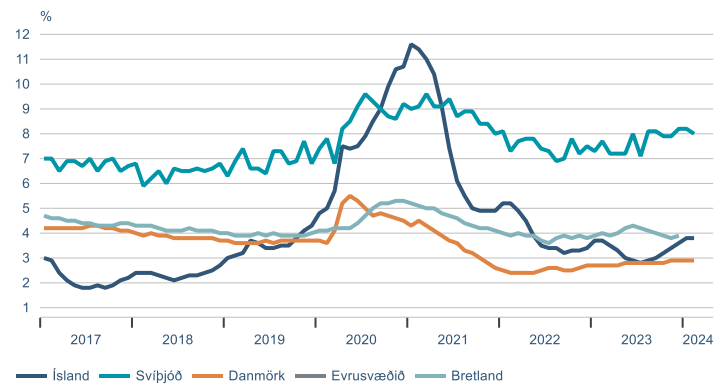
Verðbólga



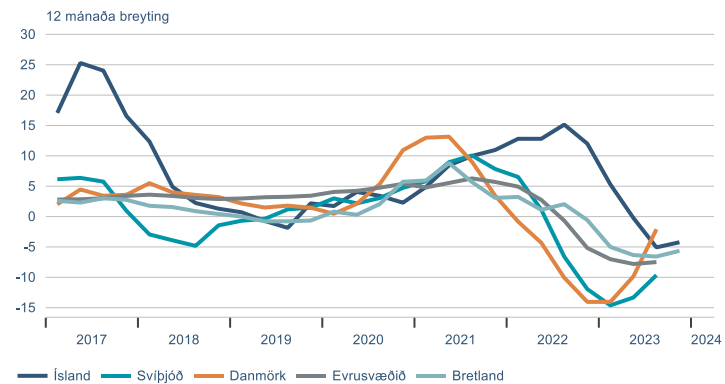
Stýrivextir



Atvinnuleysi



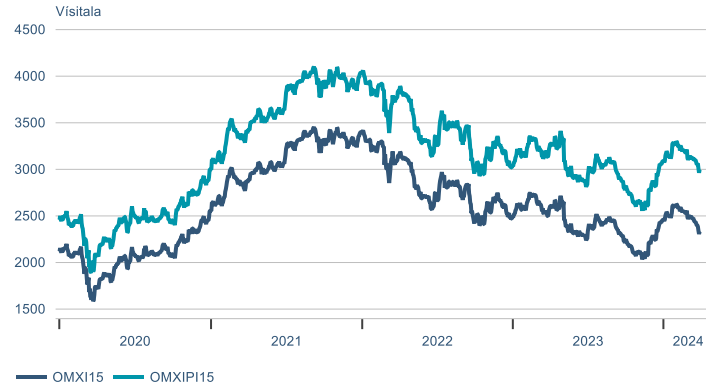
Raunverð íbúða



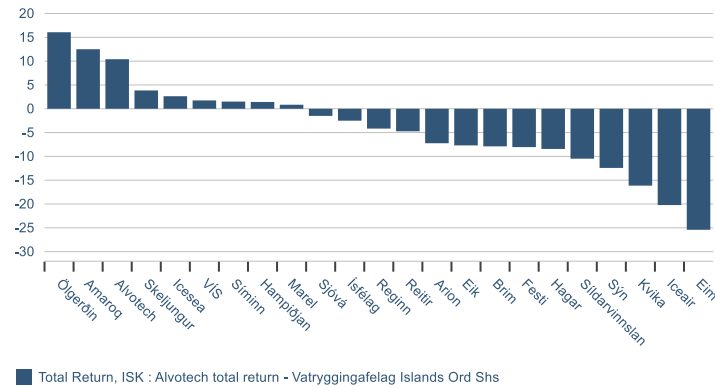
► Fjármálamarkaðir

Hlutabréf

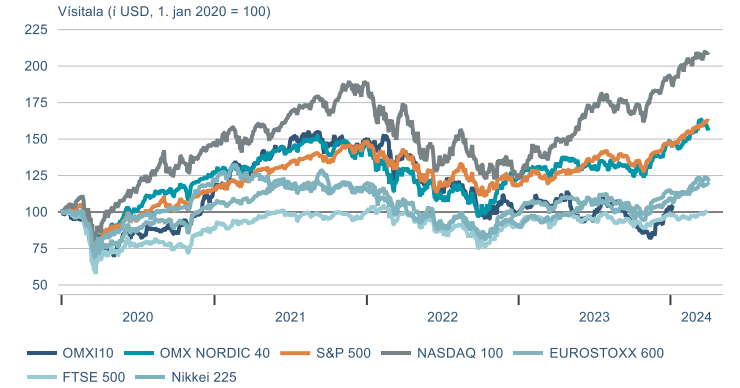
OMX-vísitölur



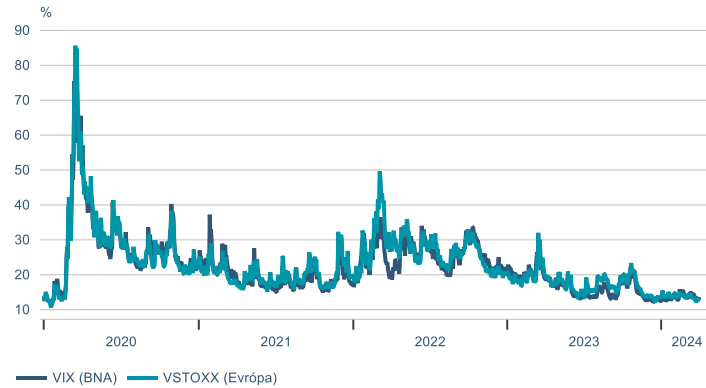
Það sem af er ári



Hlutabréfavisitölur

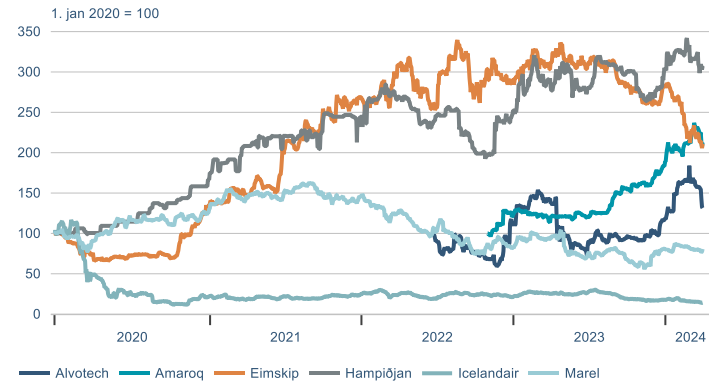


Vix-vísitölur

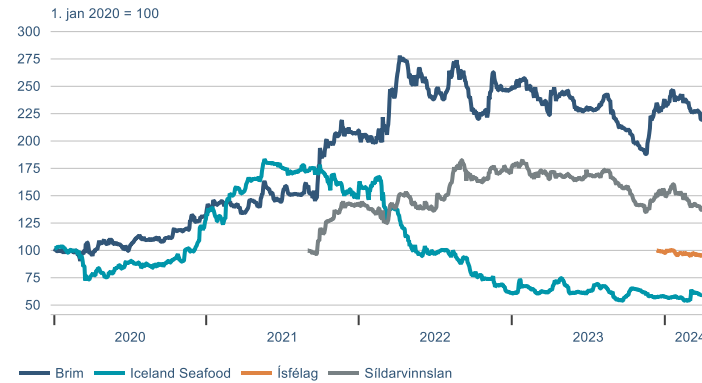


Hlutabréf

Félög með tekjur í erlendri mynt



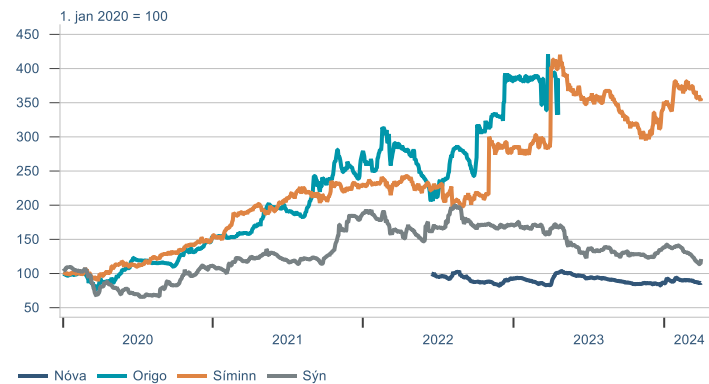
Útvegsfyrirtæki



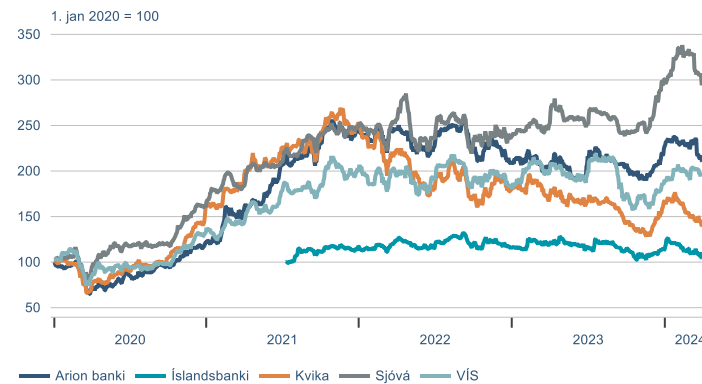
Heild- og smásala



Tæknifyrirtæki



Fjármálafyrirtæki

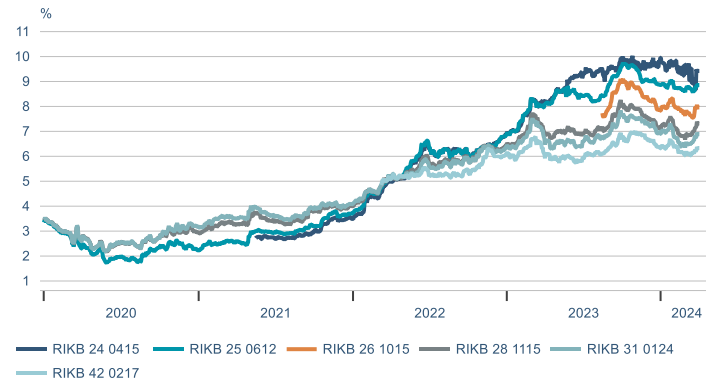


Fasteignafélög

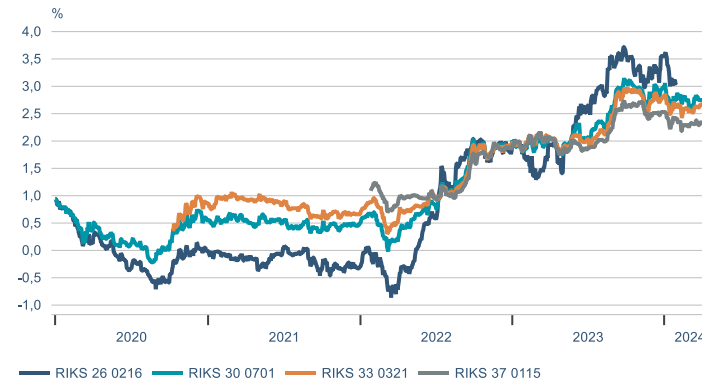


Skuldabréf

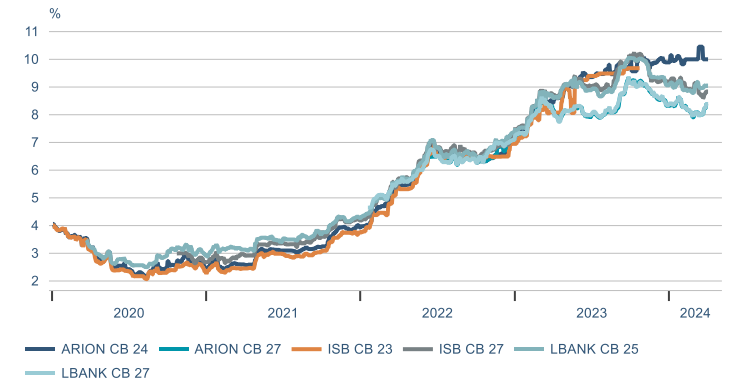
Óverðtryggð ríkisbréf



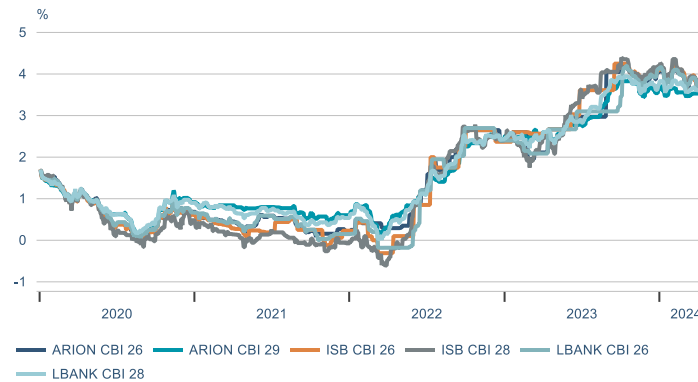
Verðtryggð ríkisbréf



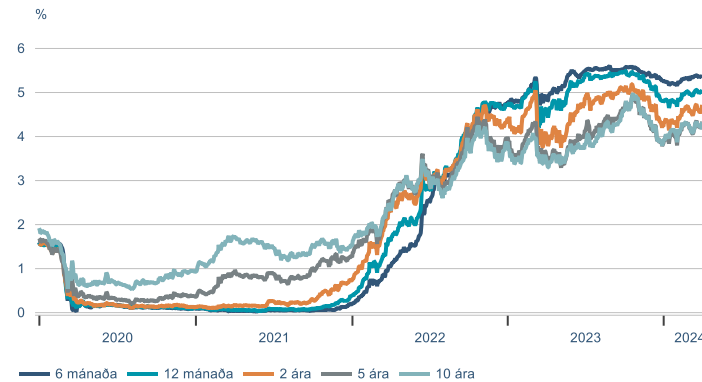
Sértryggð skuldabréf - óverðtryggð



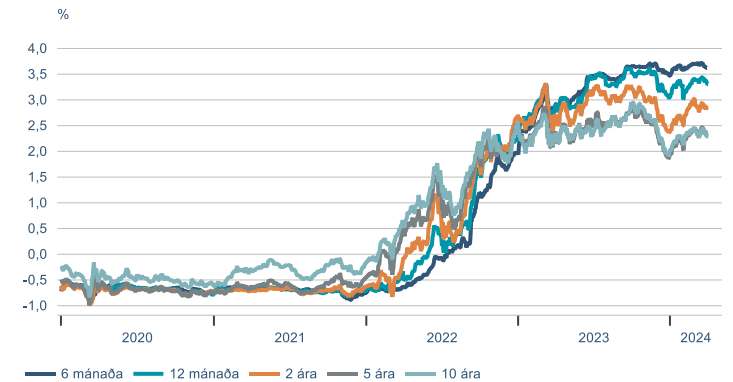
Sértryggð skuldabréf - verðtryggð



Bandarísk ríkisskuldabréf



Þýsk ríkisskuldabréf



Gjaldeyrir

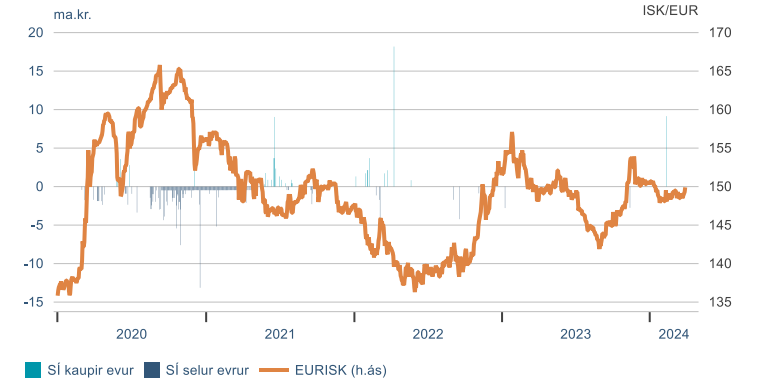
Gengi krónunnar



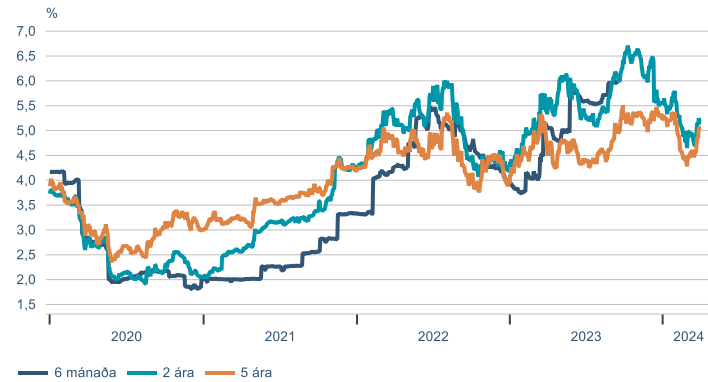
Gengisvísitalan



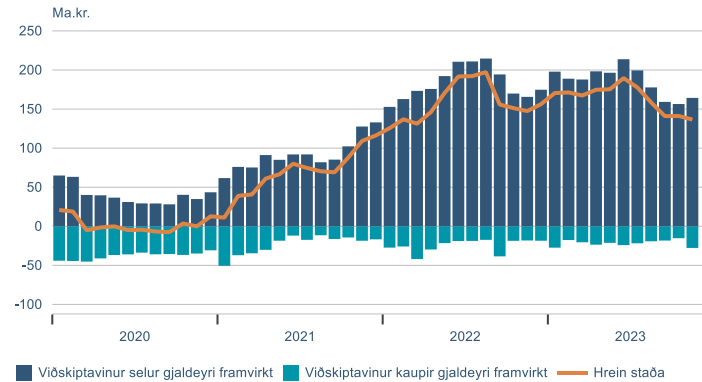
Inngrip SÍ



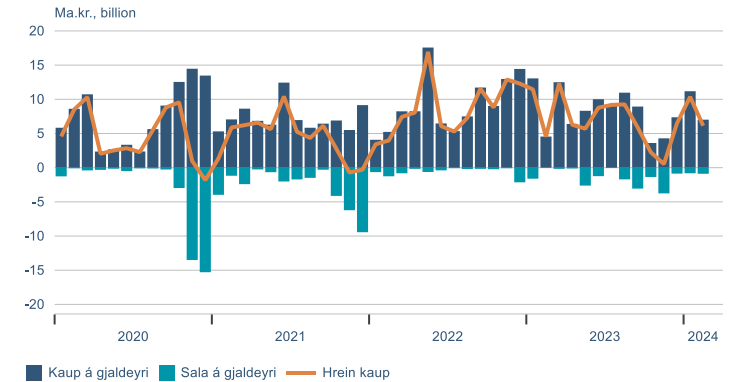
Vaxtamunur við evru



Staða framvirkra samninga með gjaldeyri

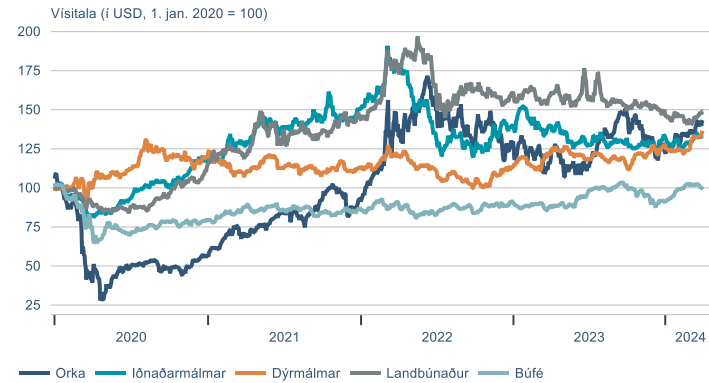


Gjaldeyrsviðskipti lífeyrissjóða



Hrávörur

S&P GSCI hrávöruvísitölur



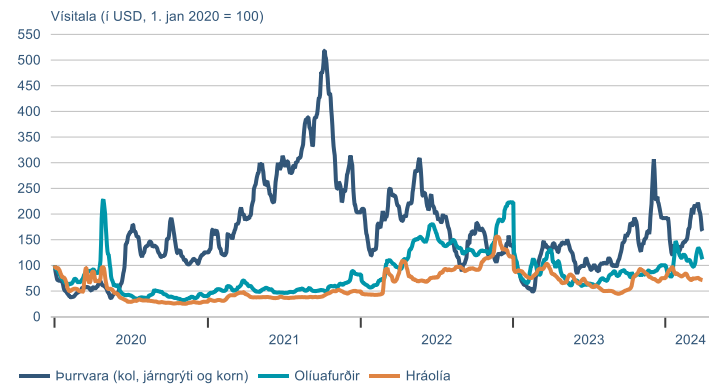
Álverð



Heimsmarkaðsverð á olíu



Baltic exchange flutningsvísitölur



Hlutabréf		ávöxtun			
		Áramót	1M	3M	12M
OMXI10	2331,3	-5,1%	-6,2%	-4,7%	-7,3%
OMXI10GI	2995,9	-3,0%	-4,1%	-2,5%	-5,1%
Alvotek	1750,0	10,4%	-22,6%	12,9%	-4,4%
Amaroq	135,0	12,5%	-0,2%	15,9%	77,6%
Eimskip	361,0	-21,0%	5,3%	-21,5%	-29,9%
Hampiðjan	142,0	1,4%	-2,7%	2,9%	9,2%
Icelandair	1,1	-20,2%	-8,2%	-20,5%	-43,9%
Marel	476,0	1,0%	-1,3%	-0,2%	-13,3%
Brim	77,0	-5,5%	-2,0%	-3,4%	0,6%
Iceland Seafood	5,9	2,6%	8,3%	2,6%	-5,6%
Ísfélag	156,0	-2,5%	-0,3%	-3,5%	
Síldarvinnslan	93,1	-8,8%	-1,8%	-10,5%	-16,8%
Festi	188,5	-6,6%	-3,6%	-5,7%	8,1%
Hagar	73,3	-8,4%	-1,7%	-6,1%	15,4%
Skeljungur	16,2	6,3%	-3,6%	11,3%	16,8%
Ölgerðin	17,7	16,1%	2,3%	20,0%	67,8%
Nova	4,0	-0,2%	-4,1%	0,0%	4,2%
Síminn	10,1	3,5%	-2,4%	7,3%	-7,6%
Sýn	41,6	-12,4%	-6,3%	-11,5%	-27,0%
Arion	141,0	-1,6%	-0,2%	2,5%	12,1%
Íslandsbanki	102,0	-2,5%	1,1%	-3,8%	-7,0%
Kvika	14,6	-16,1%	-6,4%	-13,9%	-16,5%
Sjóvá	39,4	3,5%	-5,0%	4,3%	24,0%
Skagi	17,4	4,8%	4,2%	7,3%	0,1%
Eik	10,8	-7,7%	-0,9%	-6,1%	8,1%
Kaldalón	16,7	-4,8%	-2,9%	-3,9%	7,7%
Reginn	23,0	-4,2%	-8,7%	-3,8%	-5,0%
Reitir	80,5	-2,3%	0,6%	-2,9%	-1,2%

Leiðrétt fyrir arðgreiðslum

Gjaldeyri		áramót	1M	3M	12M
GVT	195,8	-0,5%	0,1%	-0,6%	1,0%
EUR	149,9	-0,4%	0,4%	-0,5%	1,2%
USD	138,6	1,8%	0,8%	1,8%	1,4%
GBP	174,8	0,9%	0,2%	0,7%	3,8%
DKK	20,1	-0,5%	0,4%	-0,6%	1,1%
SEK	13,0	-3,9%	-2,4%	-4,3%	-1,3%
NOK	12,8	-4,2%	-1,8%	-4,3%	-1,9%
CHF	152,8	-6,0%	-2,3%	-4,3%	2,6%
JPY	0,92	-4,8%	0,1%	-4,0%	-12,3%

Hlutabréfavitölur		áramót	1M	3M	12M
OMXI15	2331,3	-5,2%	-6,2%	-4,7%	-7,3%
OMXN40	2775,2	9,4%	2,2%	9,4%	23,3%
S&P 500	5248,5	10,0%	3,4%	9,8%	32,2%
FTSE 100	7932,0	2,6%	3,2%	2,7%	6,0%

Ríkisskuldabréf	krafa	verð	meðalt.	ávöxtun			
				áramót	1M	3M	12M
RIKB 24 0415	9,91%	99,8	0,0	2,4%	0,9%	2,5%	8,2%
RIKB 25 0612	8,88%	99,0	1,1	2,1%	0,5%	2,3%	7,1%
RIKB 26 1015	7,97%	97,2	2,3	1,6%	-0,1%	1,8%	7,1%
RIKB 28 1115	7,33%	91,1	4,1	0,8%	-2,0%	1,2%	6,4%
RIKB 31 0124	6,89%	97,9	5,6	1,8%	-2,2%	2,3%	7,1%
RIKB 35 0917	6,56%	103,4	8,0	2,3%	-2,1%	2,3%	
RIKB 42 0217	6,33%	80,7	11,9	1,4%	-2,7%	2,1%	4,5%
RIKS 26 0216	3,08%	97,2	1,9	3,4%	1,9%	3,5%	6,6%
RIKS 30 0701	2,75%	102,8	5,6	3,5%	1,4%	3,6%	5,2%
RIKS 33 0321	2,67%	102,6	8,0	3,2%	0,8%	3,2%	4,2%
RIKS 37 0115	2,34%	85,3	12,0	4,4%	1,0%	4,5%	5,6%

Þessi samantekt og/eða umfjöllun er markaðsefni ætlað til upplýsingar en ekki sem grundvöllur viðskipta. Markaðsefni þetta felur hvorki í sér fjárfestingarráðgjöf né óháða fjárfestingargreiningu. Lagakröfur sem gilda um fjárfestingarráðgjöf og fjárfestingargreiningu eiga því ekki við, þ.m.t. bann við viðskiptum fyrir dreifingu.

Upplýsingar um þróun gengis innlendra hlutabréfa, skuldabréfa og/eða vísitalna koma frá Nasdaq Iceland – Kauphöllinni. Á vef Landsbankans er hægt að nálgast nánari upplýsingar með því að smella á viðkomandi hlutabréf, skuldabréfaflokk eða vísitölu. Upplýsingar um þróun gengis erlendra fjármálagerna, vísitalna og/eða sjóða koma frá aðilum sem Landsbankinn hefur metið áreiðanlega. Þróun gengis í fortíð gefur ekki vísbendingu um framtíðarþróun.

Upplýsingar um fyrri árangur sjóða Landsbréfa byggja á upplýsingum frá Landsbréfum. Á vef Landsbankans er hægt að nálgast nánari upplýsingar með því að smella á heiti viðkomandi sjóðs, þ.m.t. um árangur síðastliðinna fimm ára. Upplýsingar um fyrri árangur sjóða sýna nafnávöxtun, nema annað sé tekið fram. Ef fyrri árangur sjóða byggir á erlendum gjaldmiðli getur ávöxtun aukist eða minnkað vegna gengissveiflna. Árangur í fortíð gefur ekki áreiðanlega vísbendingu um framtíðarárangur.

Verðbréfi viðskipti fela í sér áhættu og eru lesendur hvattir til að kynna sér Áhættulýsingu vegna viðskipta með fjármálagerna og Stefnu Landsbankans um hagsmunaárekstra sem finna má á vef Landsbankans.

Landsbankinn hefur starfsleyfi sem viðskiptabanki samkvæmt lögum nr. 161/2002 um fjármálafyrirtæki og sætir eftirliti Fjármálaeftirlits Seðlabanka Íslands (www.sedlabanki.is/fjarmalaeftirlit).