



Vikubyrjun 18. mars 2024

Hagfræðideild



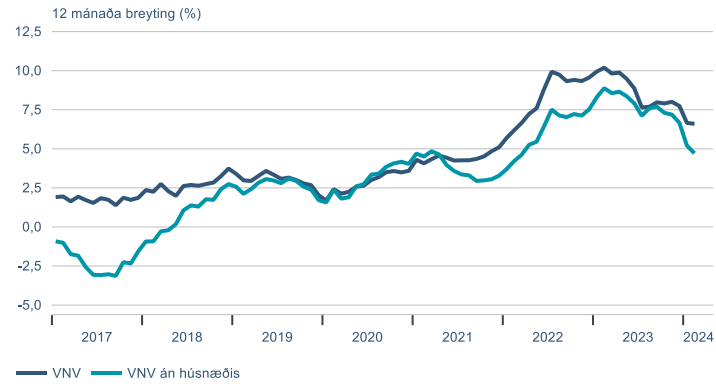
Dagatal

Vikud.	Dag.	kl.	Viðburður	Tímabil	Birtingaraðili
mán	18. mar.	09:00	Útboð ríkisvíxla Tryggingafélög	feb	Lánamál ríkisins Seðlabankinn
þri	19. mar.	09:00	Vísitala íbúðaverðs á höfuðborgarsvæðinu Tekjuskiptingaruppgjör heimilageirans (áætlun)	feb 2023	HMS Hagstofan
mið	20. mar.	08:30	Vaxtaákvörðun Ársuppgjör Vísitala leiguverðs á höfuðborgarsvæðinu	2023 feb	Seðlabankinn Alvotech HMS
		09:00	Samræmd vísitala neysluverðs Aðalfundur Aðalfundur	feb	Hagstofan Landsbankinn Marel
fim	21. mar.	09:00	Mannfjöldi Mánaðarskýrsla Hagdeildar	1. jan 2024 mar	Hagstofan HMS
		09:00	Skammtímahagvísar ferðaþjónustu	mar	Hagstofan
		09:00	Bein fjárfesting (uppfærsla) Aðalfundur Aðalfundur Aðalfundur Aðalfundur Aðalfundur Aðalfundur Aðalfundur Aðalfundur Aðalfundur Útboð á víxlum (HAGA240925)	2022	Seðlabankinn Brim Iceland Seafood Íslandsbanki Kvika banki Nova klúbburinn Play Síldarvinnslan VÍS Hagar
fös	22. mar.	09:00	Launavísitala og tengdar vísitölur	feb	Hagstofan
		09:00	Vöruviðskipti (uppfærðar tölur)	feb	Hagstofan

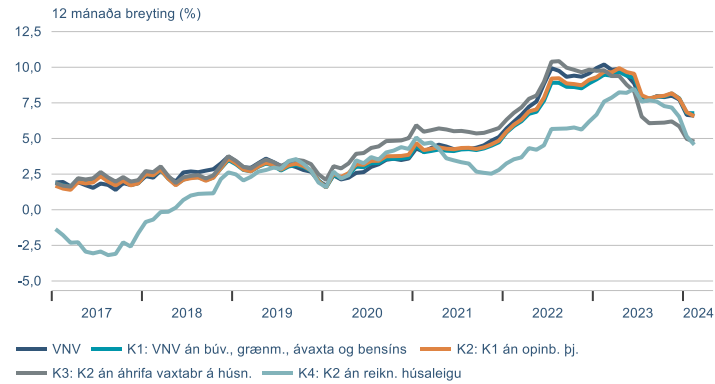
▶ Efnahagsmál

Verðlag

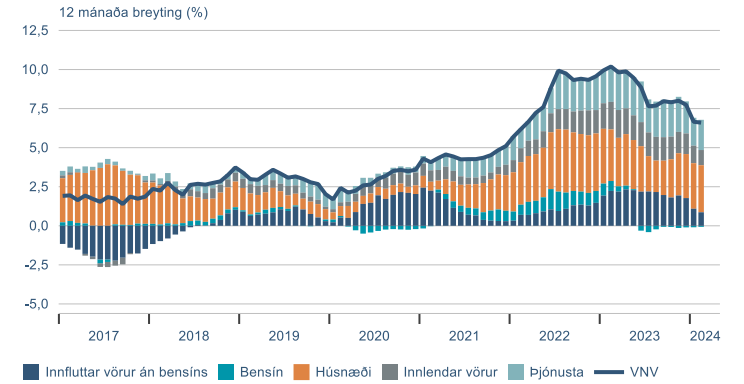
Visitala neysluverðs



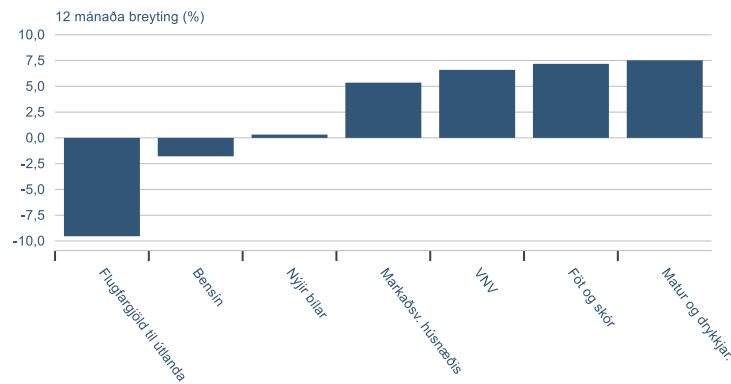
Kjarnavísitölur



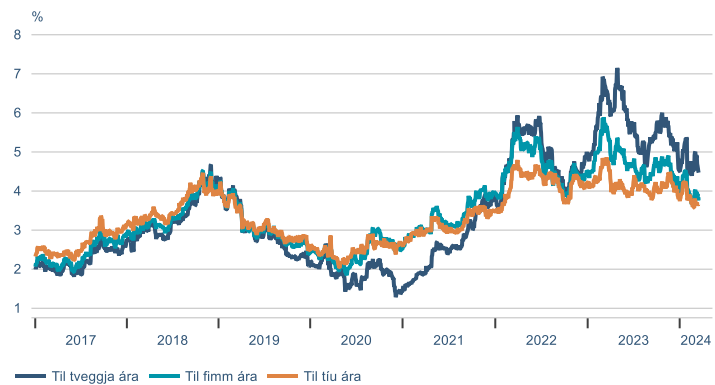
Eftir eðli og uppruna



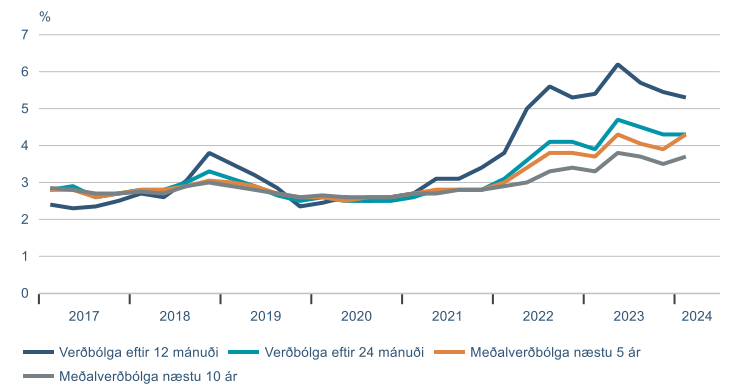
Valdir undirliðir



Verðbólguálag á skuldabréfamarkaði

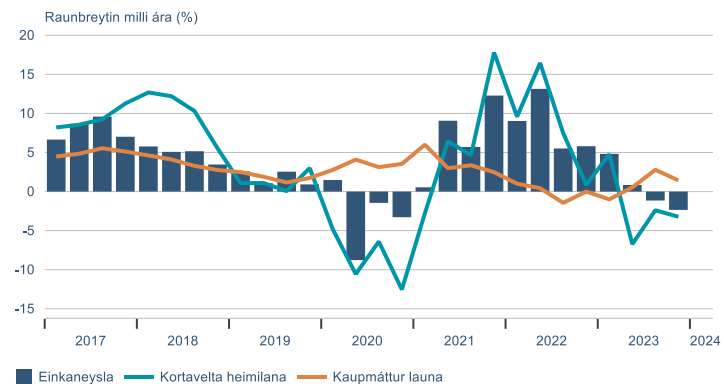


Væntingakönnun markaðsaðila

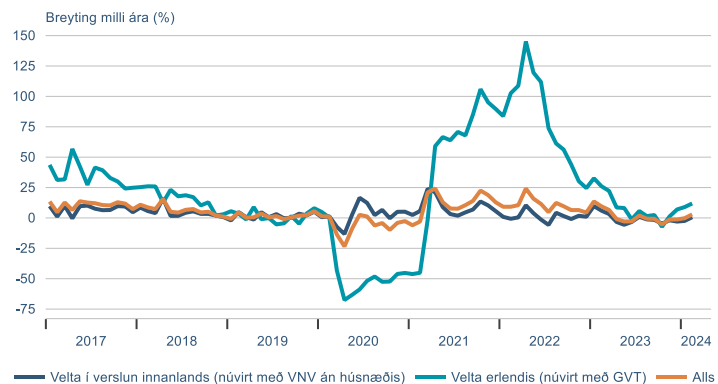


Heimilin

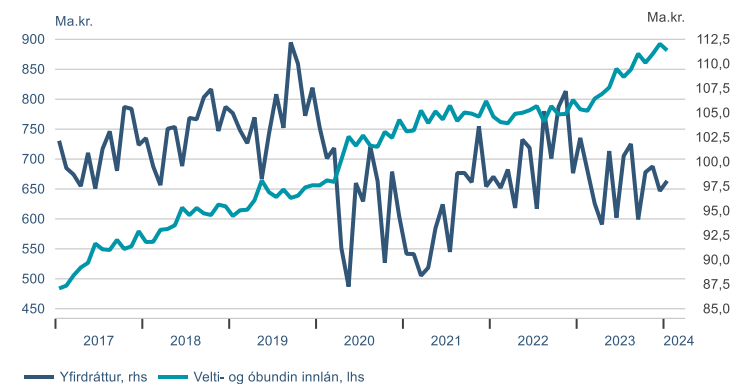
Einkaneysla, kortavelta og laun



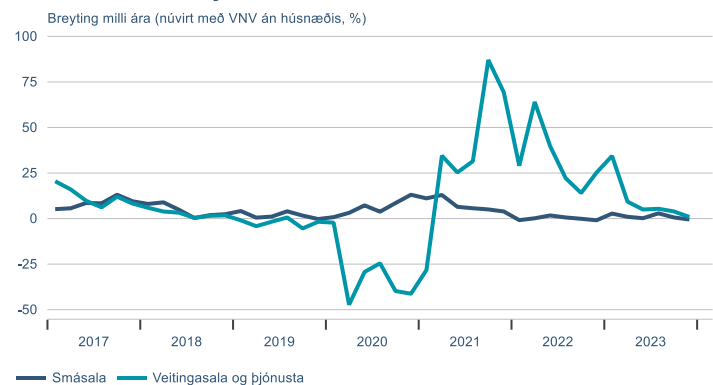
Greiðslukortavelta



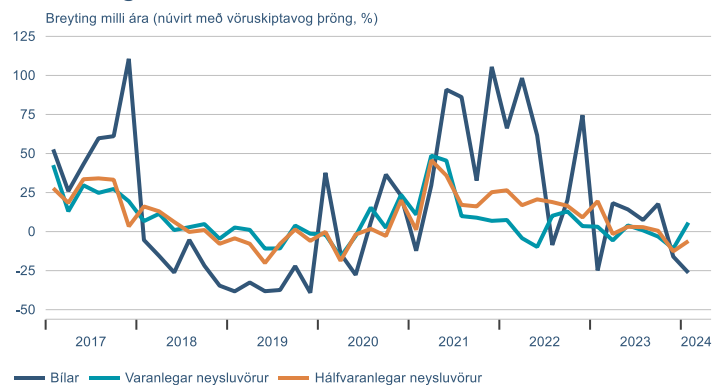
Innlán og yfirdráttur heimilanna



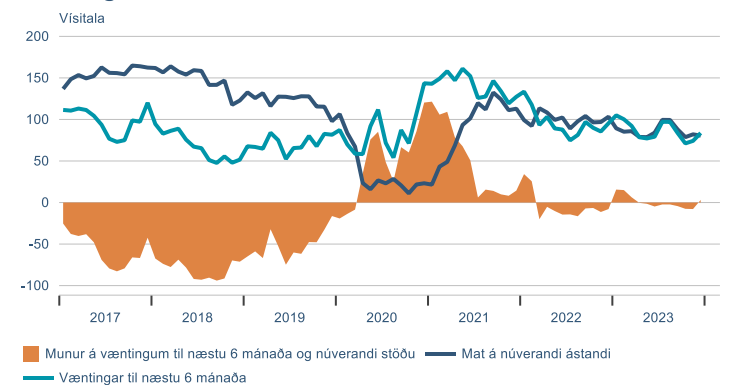
Velta skv. VSK-skýrslum



Innflutningur

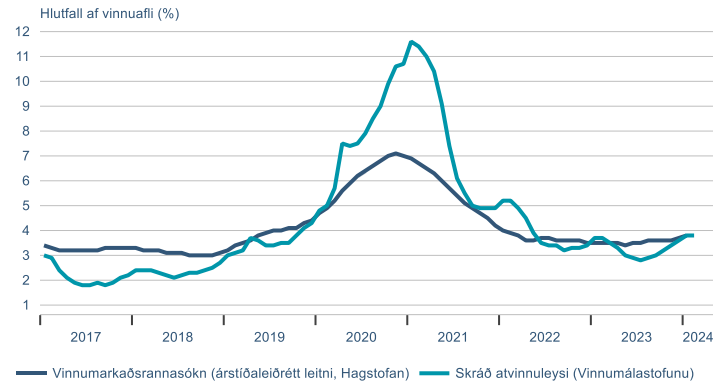


Væntingavísitala

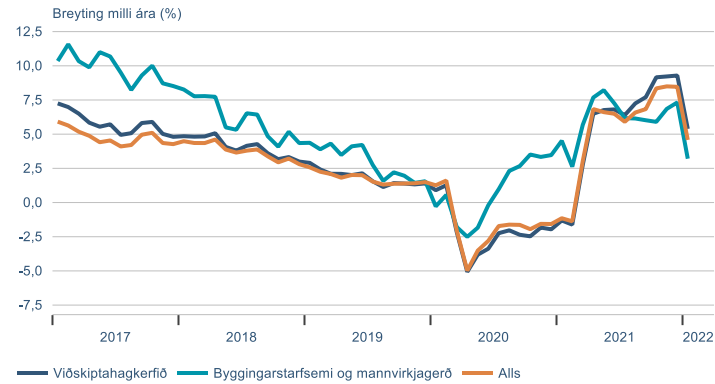


Vinnumarkaðurinn

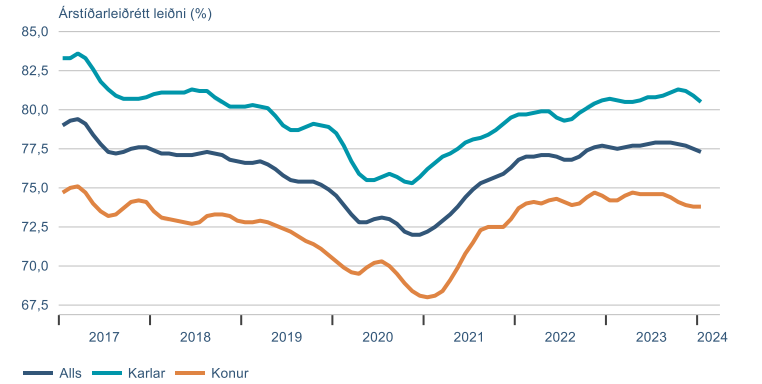
Atvinnuleysi



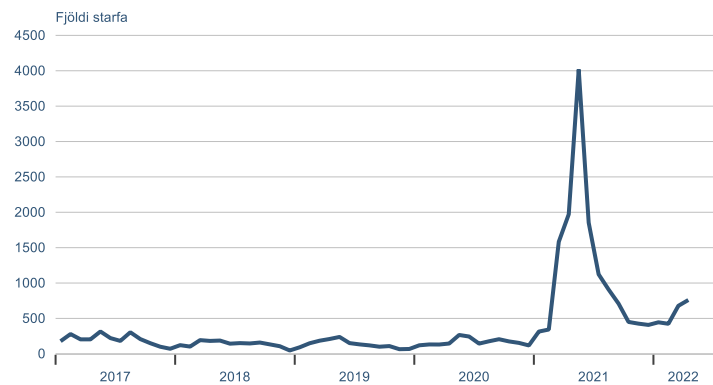
Fjöldi launagreiðenda



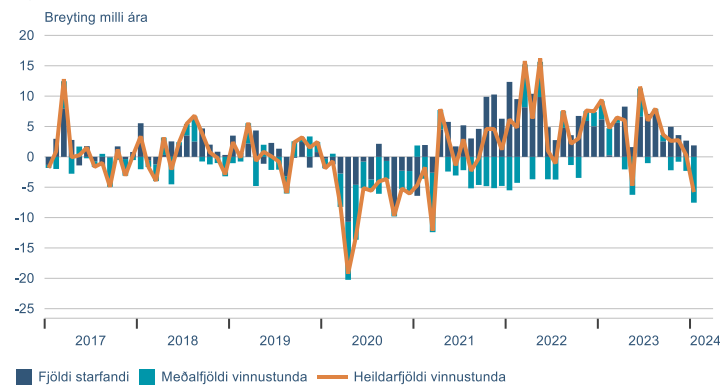
Atvinnuþáttaka



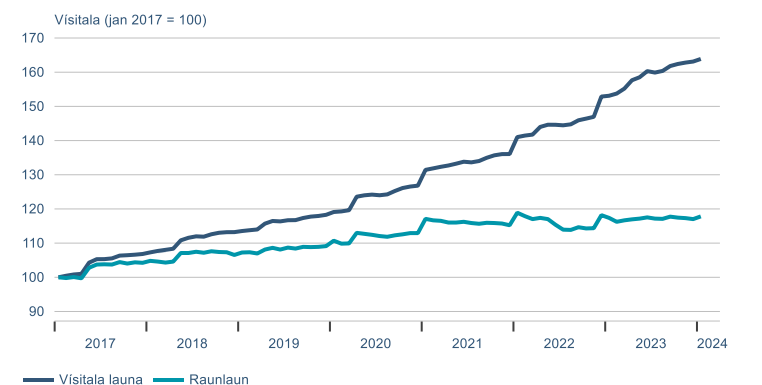
Laus störf



Fjöldi vinnustunda

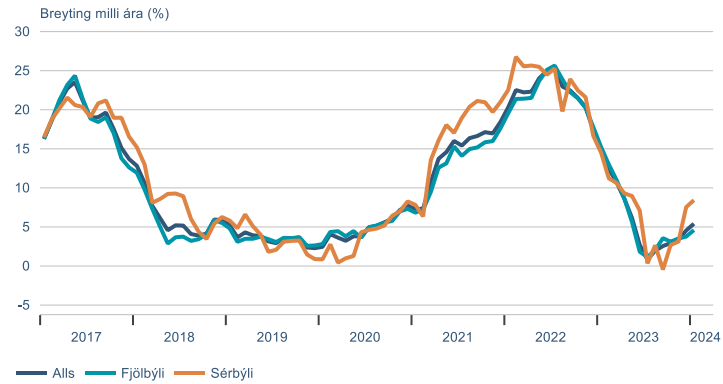


Laun

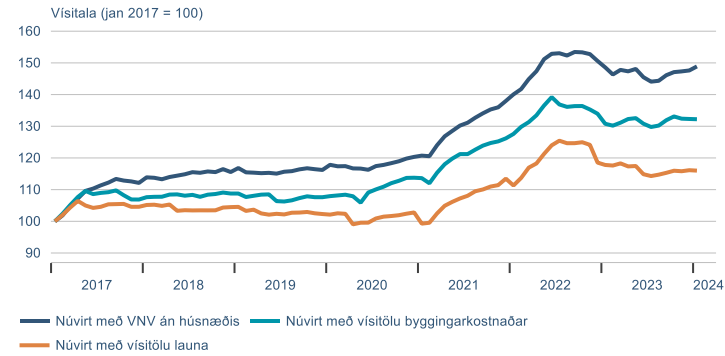


Fasteignamarkaðurinn

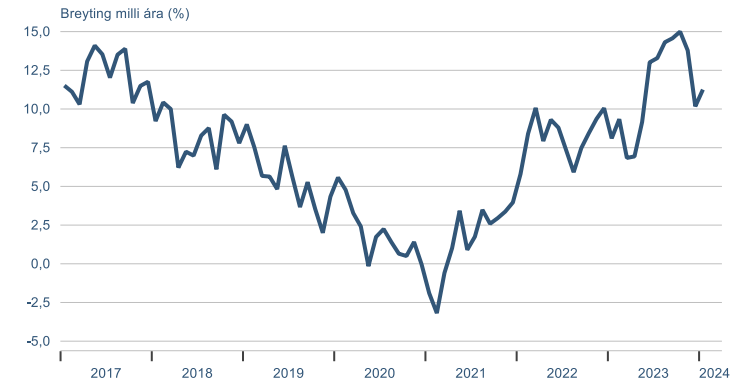
Visitala íbúðaverðs á höfuðborgarsvæðinu



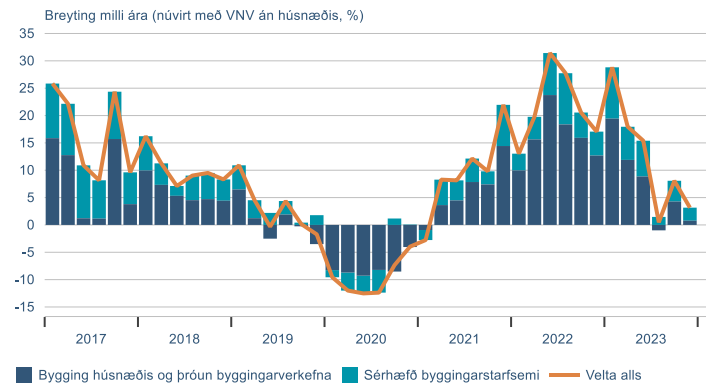
Visitala íbúðaverðs á höfuðborgarsvæðinu á mótí undirliggjandi hagstærðum



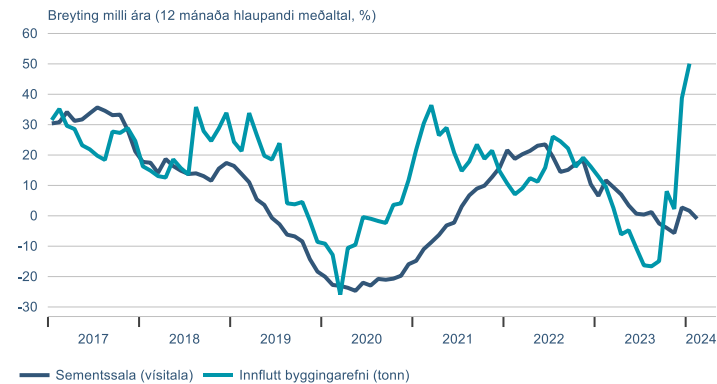
Visitala leiguverðs



Velta í byggingariðnaði

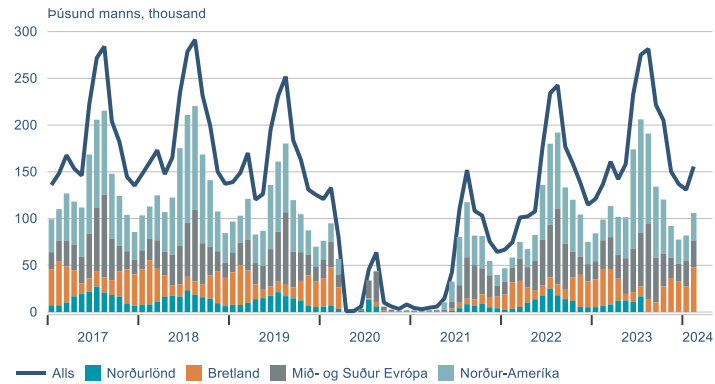


Byggingavörur

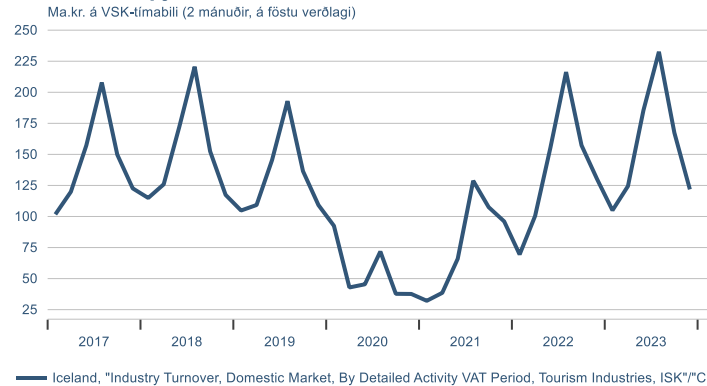


Ferðapjónustan

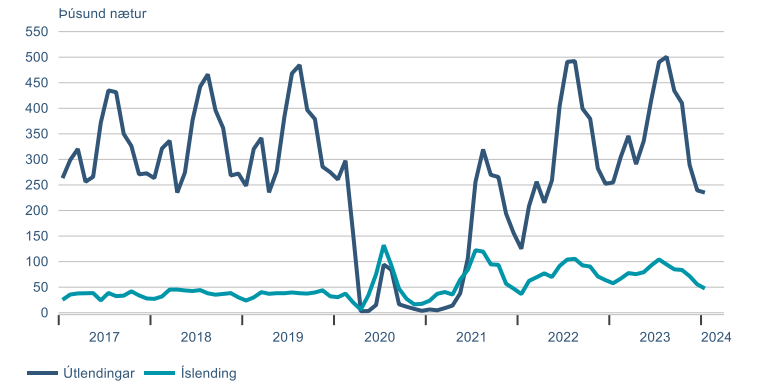
Erlendir ferðamenn um Leifstöð



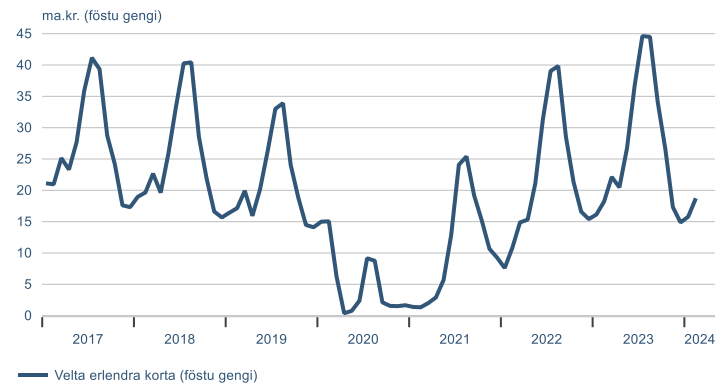
Velta í ferðapjónustu



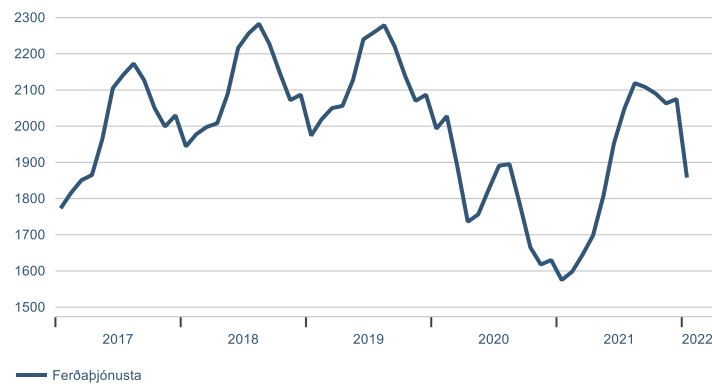
Gistinætur á hótélum



Velta erlendra greiðslukorta

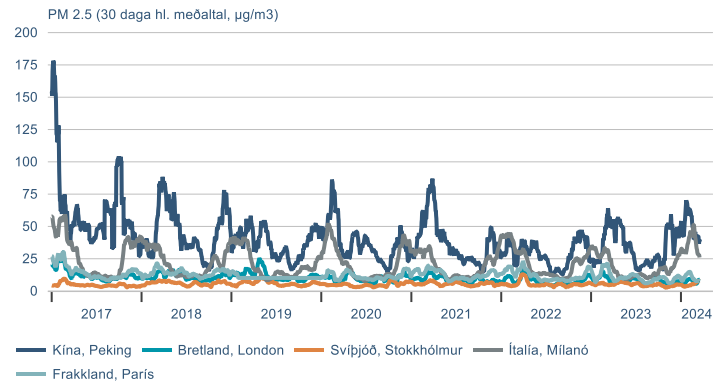


Fjöldi launagreiðenda í ferðapjónustu

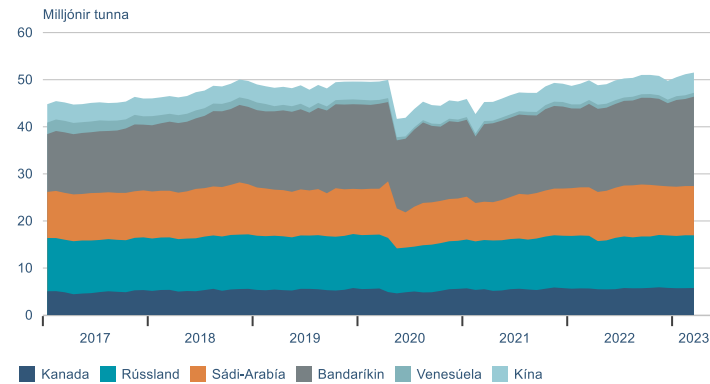


Sjálfbærni

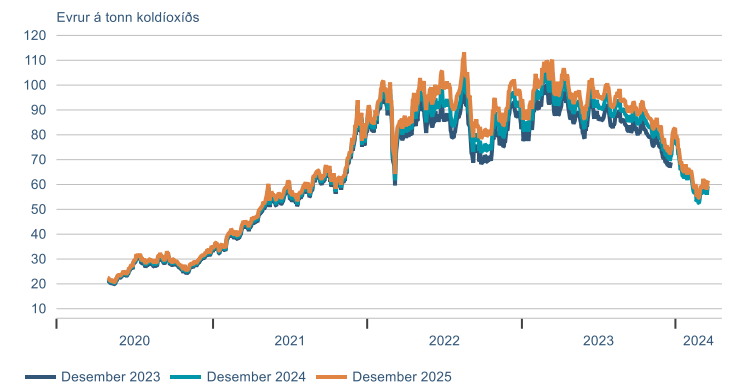
Magn svifryks



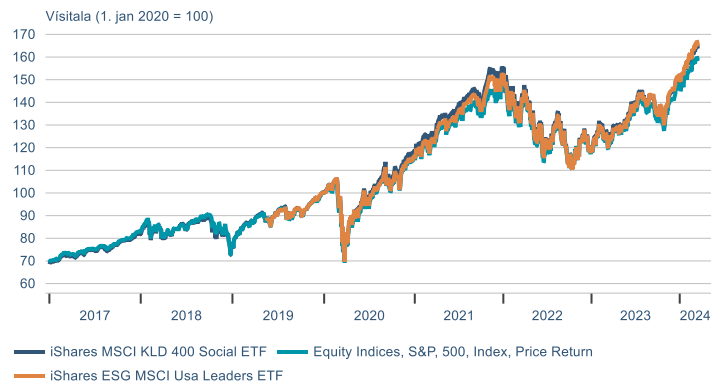
Framleiðsla hráolíu



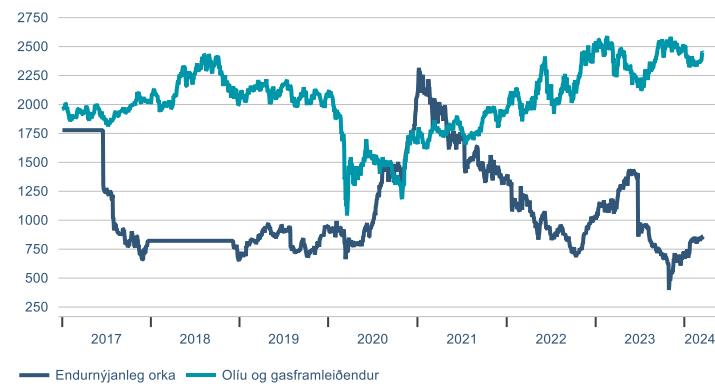
EUA Losunarheimildir innan ETS viðskiptakerfisins



UFS Hlutabréfavisitölur og S&P 500

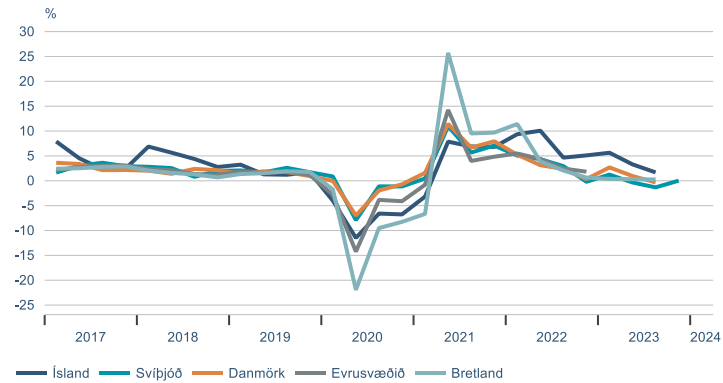


Hlutabréfavisitölur orkufyrirtækja (hluti af Eurofirst 300)

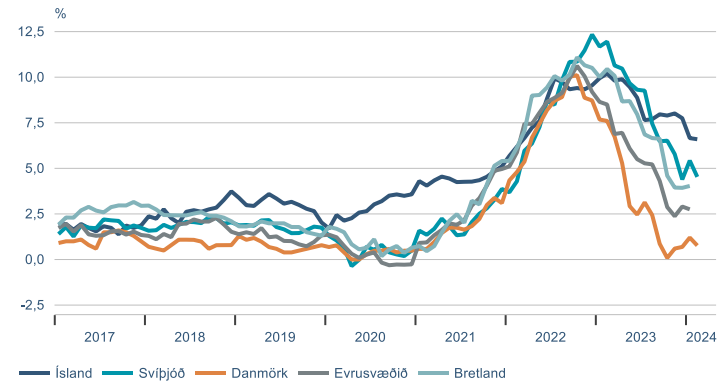


Alþjóðlegur samanburður

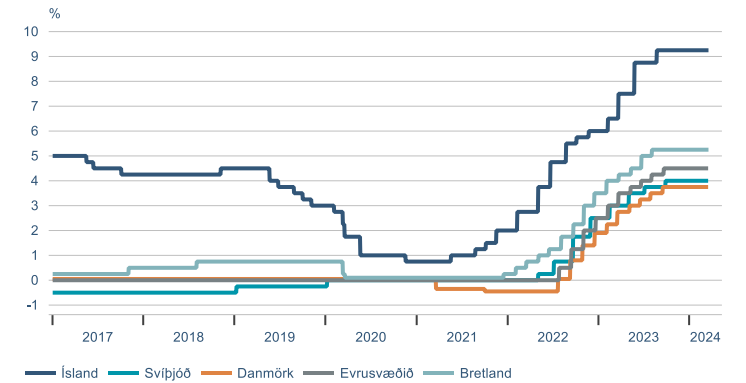
Hagvöxtur



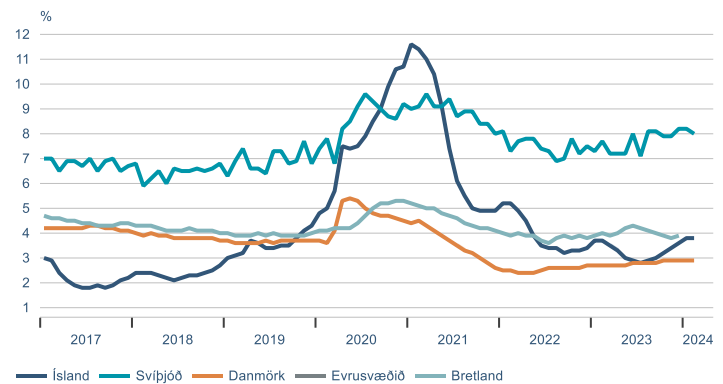
Verðbólga



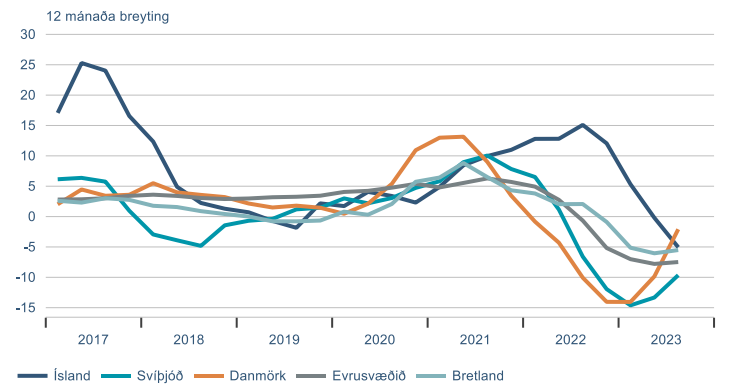
Stýrivextir



Atvinnuleysi



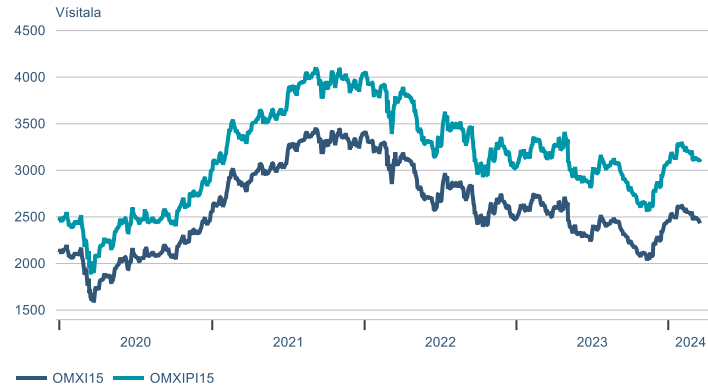
Raunverð íbúða



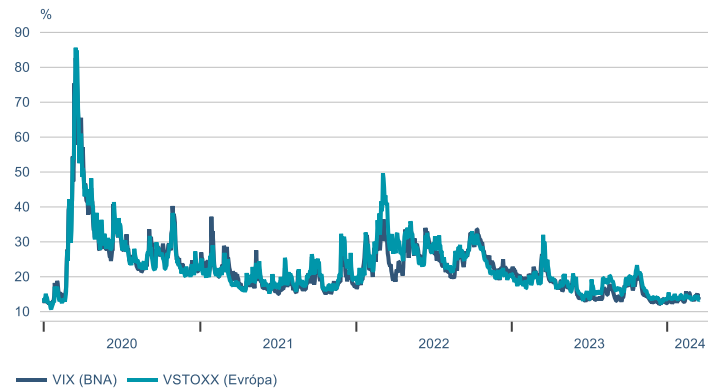
► Fjármálamarkaðir

Hlutabréf

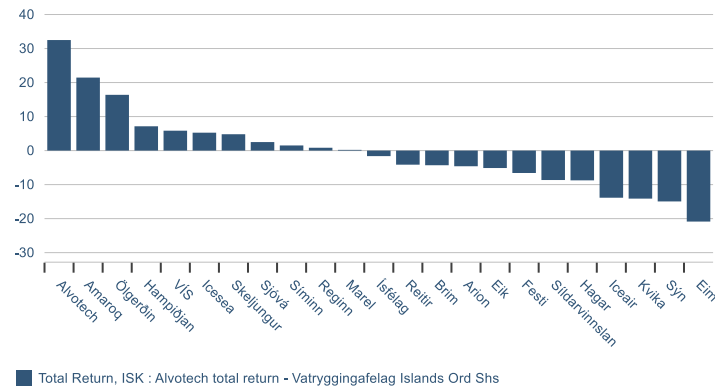
OMX-vísitölur



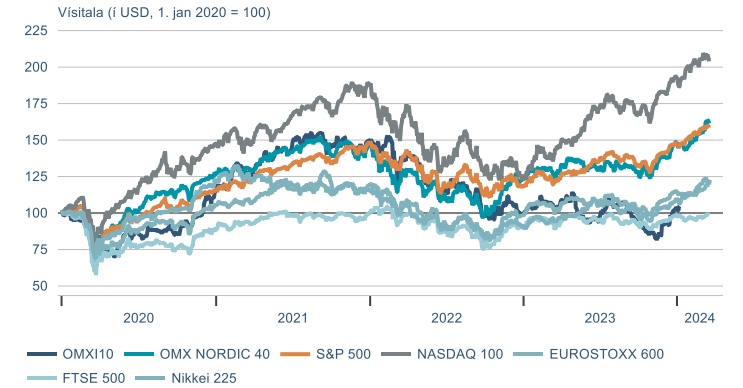
Vix-vísitölur



Það sem af er ári

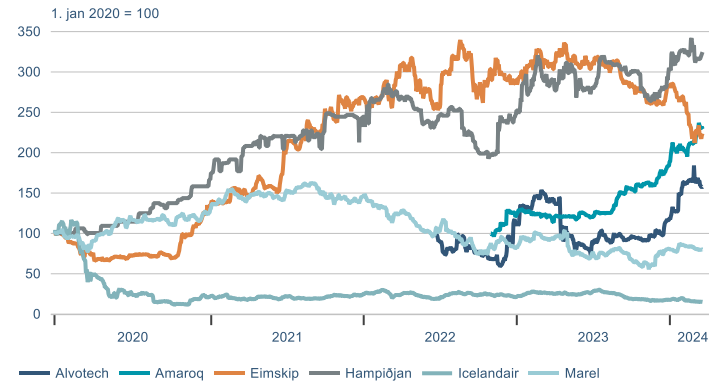


Hlutabréfavísitölur

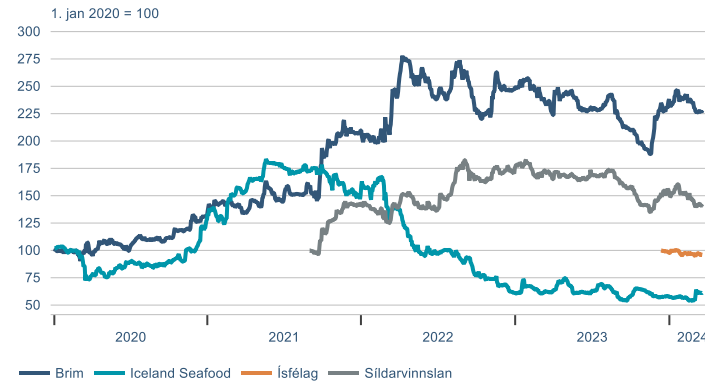


Hlutabréf

Félög með tekjur í erlendri mynt



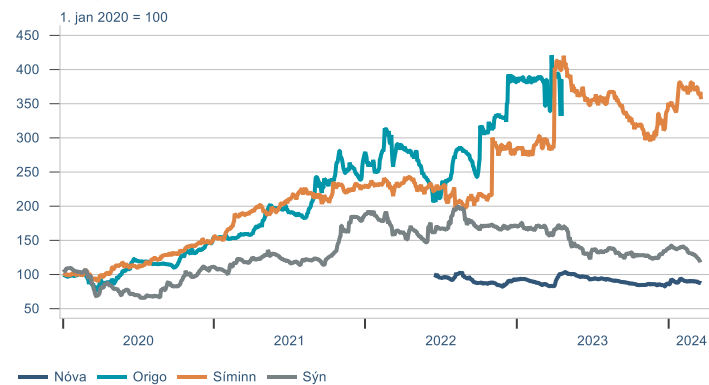
Útvegsfyrirtæki



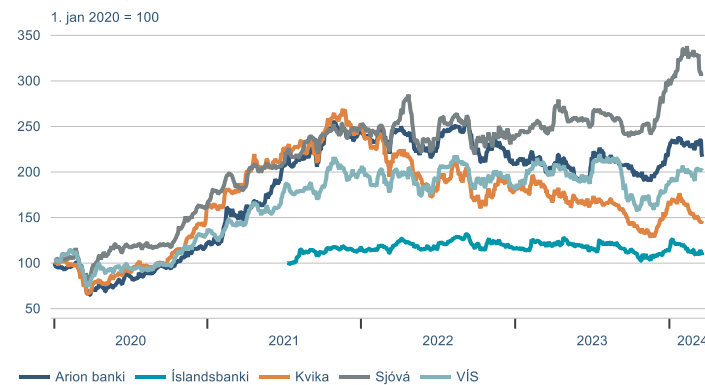
Heild- og smásala



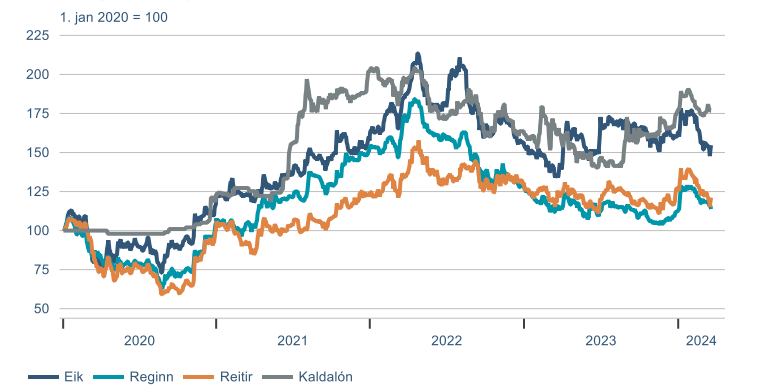
Tæknifyrirtæki



Fjármálafyrirtæki

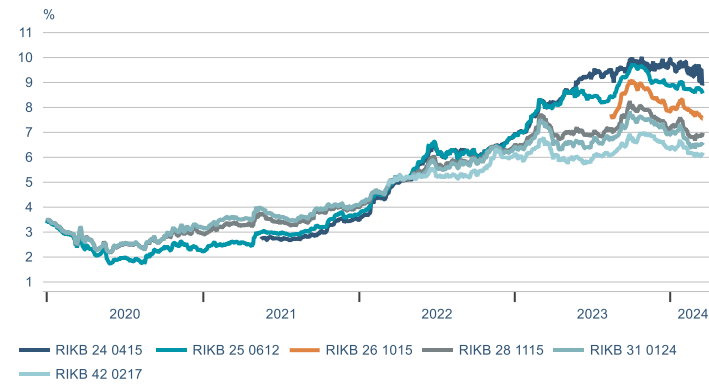


Fasteignafélög

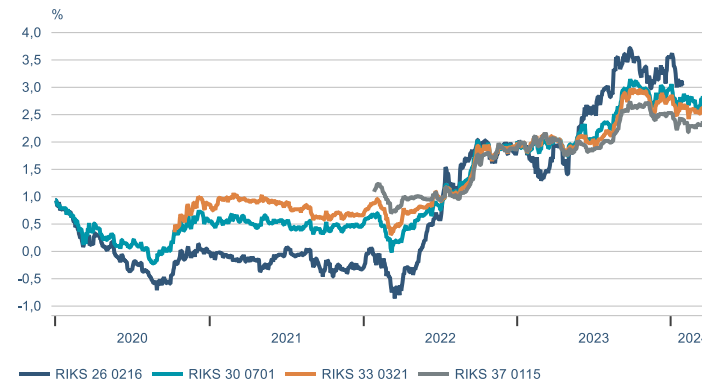


Skuldabréf

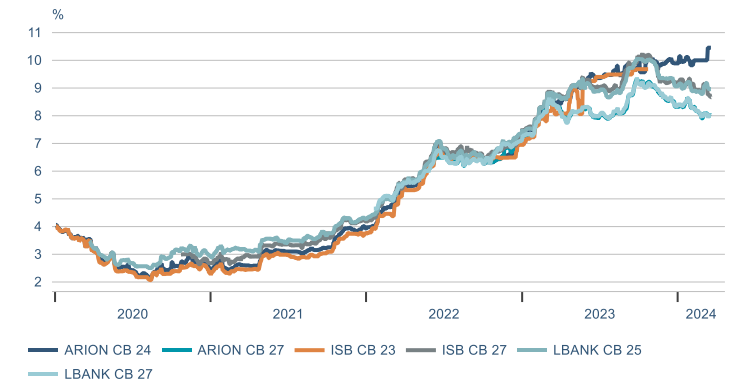
Óverðtryggð ríkisbréf



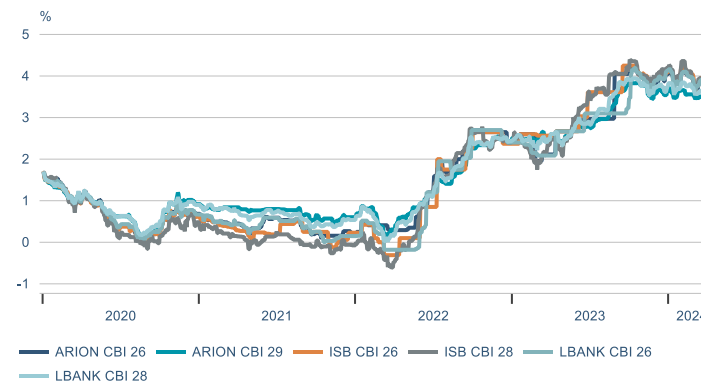
Verðtryggð ríkisbréf



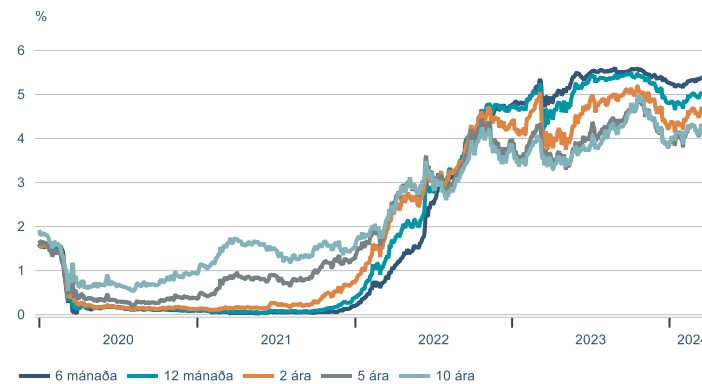
Sértryggð skuldabréf - óverðtryggð



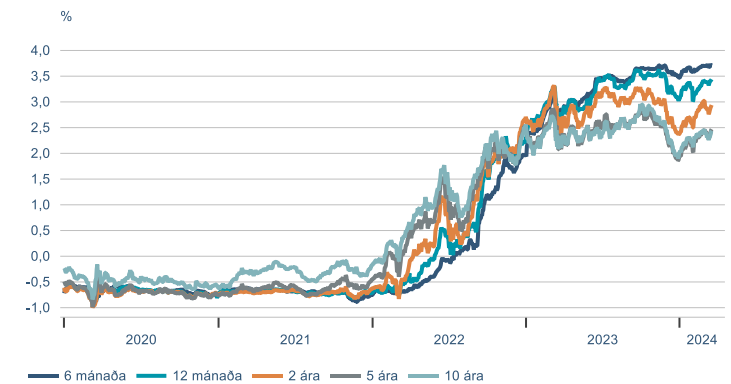
Sértryggð skuldabréf - verðtryggð



Bandarísk ríkisskuldabréf



Þýsk ríkisskuldabréf



Gjaldeyrir

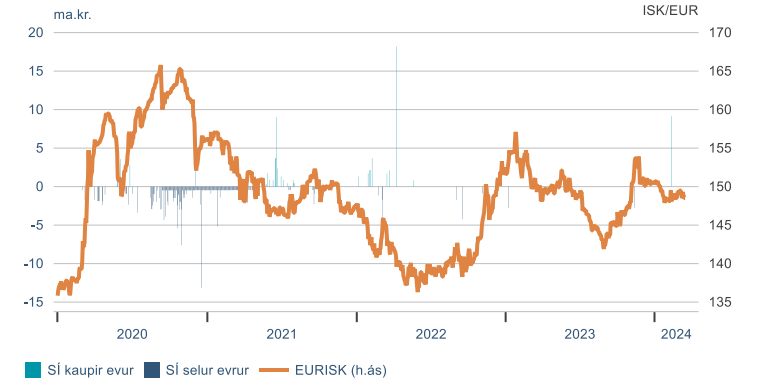
Gengi krónunnar



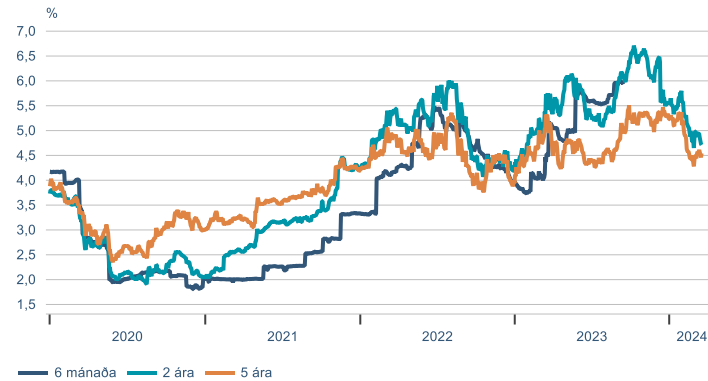
Gengisvísitalan



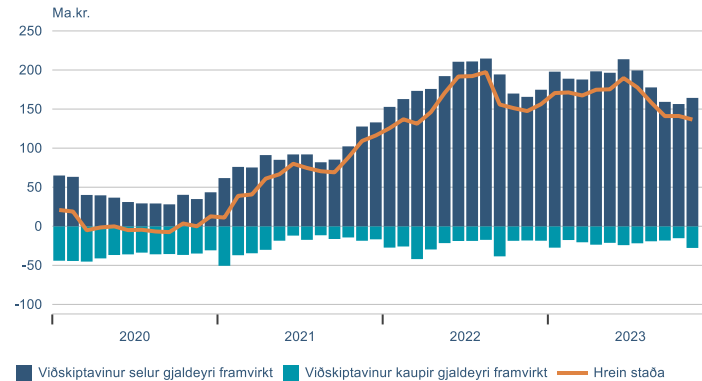
Inngrip SÍ



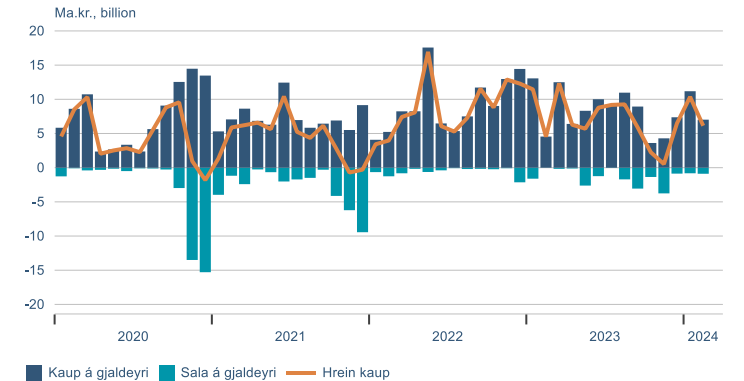
Vaxtamunur við evru



Staða framvirkra samninga með gjaldeyri

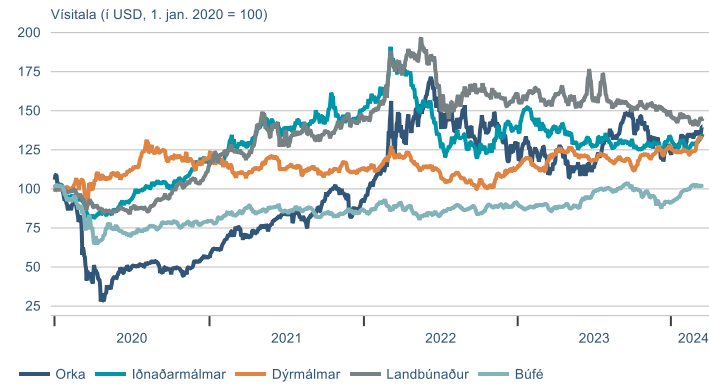


Gjaldeyrivíðskipti lífeyrissjóða



Hrávörur

S&P GSCI hrávörusvísitölur



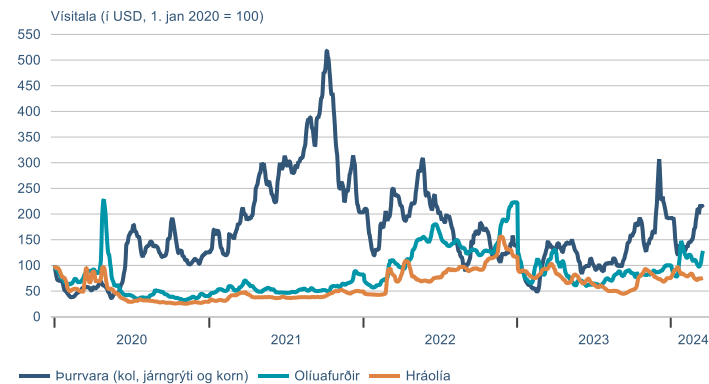
Álverð



Heimsmarkaðsverð á olíu



Baltic exchange flutningsvísitölur



Hlutabréf		ávöxtun			
		Áramót	1M	3M	12M
OMXI10	2431,4	-1,1%	-5,1%	4,3%	-3,5%
OMXI10GI	3094,3	0,2%	-3,9%	5,7%	-1,2%
Alvotech	2100,0	32,5%	-5,8%	40,9%	13,8%
Amaroq	145,8	21,5%	8,8%	30,7%	88,1%
Eimskip	383,0	-16,2%	0,6%	-9,9%	-24,9%
Hampiðjan	150,0	7,1%	-0,7%	15,4%	13,6%
Icelandair	1,2	-13,9%	-9,1%	-11,9%	-41,3%
Marel	473,0	0,2%	-3,9%	2,4%	-12,7%
Brim	80,0	-4,3%	-4,5%	-0,5%	-3,1%
Iceland Seafood	6,0	5,3%	13,2%	7,1%	-1,6%
Ísfélag	157,4	-1,6%	-2,5%	-3,0%	
Síldarvinnslan	95,0	-8,7%	-8,2%	-9,5%	-20,2%
Festi	191,5	-5,1%	-3,7%	9,2%	14,3%
Hagar	73,0	-8,8%	-8,8%	9,8%	10,6%
Skeljungur	16,4	7,3%	-4,9%	23,1%	17,0%
Ölgerðin	17,8	16,4%	-0,4%	25,4%	77,5%
Nova	4,0	0,7%	-3,1%	3,6%	5,2%
Síminn	10,1	1,5%	-2,9%	14,8%	-4,7%
Sýn	40,4	-14,9%	-11,0%	-12,2%	-26,4%
Arion	145,0	1,2%	0,2%	11,1%	14,4%
Íslandsbanki	106,0	-4,5%	-3,9%	-3,6%	-9,3%
Kvika	14,9	-14,1%	-9,3%	-3,9%	-17,3%
Sjóvá	41,0	7,7%	-1,6%	12,8%	33,8%
VÍS	18,1	5,8%	0,6%	13,1%	2,6%
Eik	11,1	-5,1%	-5,9%	-2,6%	14,9%
Kaldalón	17,5	-0,2%	-0,7%	5,8%	9,4%
Reginn	24,2	0,8%	-6,6%	4,3%	-0,8%
Reitir	81,0	-1,7%	-4,0%	6,5%	5,1%

Leiðrétt fyrir arðgreiðslum

Gjaldeyri		ávöxtun			
		áramót	1M	3M	12M
GVT	195,0	-0,9%	-0,2%	-1,0%	-1,2%
EUR	149,1	-0,9%	0,3%	-0,9%	-0,7%
USD	136,9	0,5%	-1,1%	-0,4%	-3,4%
GBP	174,6	0,8%	0,5%	-0,4%	2,1%
DKK	20,0	-1,0%	0,2%	-1,0%	-0,8%
SEK	13,2	-2,4%	0,2%	-1,4%	-1,5%
NOK	12,9	-3,3%	-1,1%	-1,5%	-1,3%
CHF	155,1	-4,6%	-1,1%	-2,2%	1,5%
JPY	0,92	-4,4%	-0,2%	-5,1%	-14,1%

Hlutabréfavitölur		ávöxtun			
		áramót	1M	3M	12M
OMXI15	2431,4	-1,1%	-5,1%	4,3%	-3,5%
OMXN40	2811,8	10,8%	4,7%	13,9%	27,0%
S&P 500	5117,1	7,3%	1,7%	8,4%	29,2%
FTSE 100	7727,4	-0,1%	1,7%	2,0%	4,3%

Ríkisskuldabréf		ávöxtun					
		krafa	verð	meðalt.	áramót	1M	3M
RIKB 24 0415	9,95%	99,5	0,1	2,0%	0,7%	2,4%	7,9%
RIKB 25 0612	8,57%	99,3	1,2	2,0%	0,8%	2,8%	7,6%
RIKB 26 1015	7,55%	98,1	2,4	2,2%	1,4%	3,6%	8,8%
RIKB 28 1115	6,98%	92,3	4,2	1,9%	-0,2%	3,6%	9,2%
RIKB 31 0124	6,59%	99,5	5,7	3,1%	-0,5%	4,9%	10,7%
RIKB 35 0917	6,41%	104,6	8,1	3,2%	-0,1%	5,1%	
RIKB 42 0217	6,19%	82,0	12,0	2,7%	0,2%	5,0%	10,9%
RIKS 26 0216	3,29%	96,7	1,9	2,3%	1,2%	2,0%	4,7%
RIKS 30 0701	2,84%	102,3	5,7	2,3%	0,5%	2,0%	3,2%
RIKS 33 0321	2,63%	102,9	7,8	2,8%	0,2%	2,7%	3,2%
RIKS 37 0115	2,38%	84,9	12,0	3,2%	-0,2%	3,4%	3,7%

Þessi samantekt og/eða umfjöllun er markaðsefni ætlað til upplýsingar en ekki sem grundvöllur viðskipta. Markaðsefni þetta felur hvorki í sér fjárfestingarráðgjöf né óháða fjárfestingargreiningu. Lagakröfur sem gilda um fjárfestingarráðgjöf og fjárfestingargreiningu eiga því ekki við, þ.m.t. bann við viðskiptum fyrir dreifingu.

Upplýsingar um þróun gengis innlendra hlutabréfa, skuldabréfa og/eða vísitalna koma frá Nasdaq Iceland – Kauphöllinni. Á vef Landsbankans er hægt að nálgast nánari upplýsingar með því að smella á viðkomandi hlutabréf, skuldabréfaflokk eða vísitölu. Upplýsingar um þróun gengis erlendra fjármálagerna, vísitalna og/eða sjóða koma frá aðilum sem Landsbankinn hefur metið áreiðanlega. Þróun gengis í fortíð gefur ekki vísbendingu um framtíðarþróun.

Upplýsingar um fyrri árangur sjóða Landsbréfa byggja á upplýsingum frá Landsbréfum. Á vef Landsbankans er hægt að nálgast nánari upplýsingar með því að smella á heiti viðkomandi sjóðs, þ.m.t. um árangur síðastliðinna fimm ára. Upplýsingar um fyrri árangur sjóða sýna nafnávöxtun, nema annað sé tekið fram. Ef fyrri árangur sjóða byggir á erlendum gjaldmiðli getur ávöxtun aukist eða minnkað vegna gengissveiflna. Árangur í fortíð gefur ekki áreiðanlega vísbendingu um framtíðarárangur.

Verðbréfi viðskipti fela í sér áhættu og eru lesendur hvattir til að kynna sér Áhættulýsingu vegna viðskipta með fjármálagerna og Stefnu Landsbankans um hagsmunaárekstra sem finna má á vef Landsbankans.

Landsbankinn hefur starfsleyfi sem viðskiptabanki samkvæmt lögum nr. 161/2002 um fjármálafyrirtæki og sætir eftirliti Fjármálaeftirlits Seðlabanka Íslands (www.sedlabanki.is/fjarmalaeftirlit).