



Vikubyrjun 26. febrúar 2024

Hagfræðideild



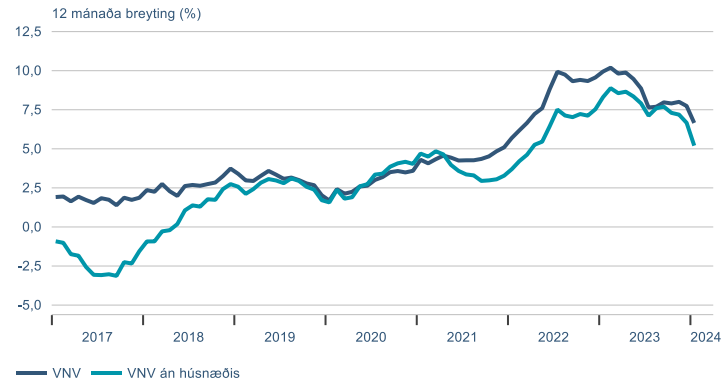
Dagatal

Vikud.	Dag.	kl.	Viðburður	Tímabil	Birtingaraðili
mán	26. feb.	09:00	Samræmd vísitala neysluverðs Útboð á víxlum	jan	Hagstofan Kaldalón
þri	27. feb.		Ársuppgjör Ársuppgjör	2023 2023	Nova klúbburinn Sýn
		09:00	Lánasjóðir ríkisins	jan	Seðlabankinn
		09:00	Verðbr.-, fjárfest.- og fagfjárfestasjóðir	jan	Seðlabankinn
		09:00	Önnur fjármálafyrirtæki	jan	Seðlabankinn
			Viðskipti með atvinnuhúsnæði	jan	HMS
			Gjaldprot og nýskráningar í byggingariðnaði	4. ársf. '23	HMS
mið	28. feb.	09:00	Vísitala neysluverðs Ársuppgjör Ársuppgjör	feb 2023 2023	Hagstofan Iceland Seafood VÍS
			Fjármálaeftirlit		Seðlabankinn
			Fjöldi kaupsamninga íbúðahúsnæðis	4. ársf. '23	HMS
fim	29. feb.	09:00	Þjóðhagsreikningar (áætlun)	2023	Hagstofan
		09:00	Hlutur ferðapjónustu í landsframleiðslu	2023	Hagstofan
			Ferðapjónustan í tölum	feb	Ferðamálastofa
			Útboð víkjandi skuldabréfa		Landsbankinn
		09:00	Aflaverðmæti	des '23	Hagstofan
		09:00	Gistinætur	jan	Hagstofan
		09:00	Vöruviðskipti (uppfærðar tölur)	jan	Hagstofan
		09:00	Staða markaðsverðbréfa	jan	Seðlabankinn
		09:00	Verðbréfafjárfesting	jan	Seðlabankinn
fös	1. mar.		Markaðsdagar	2023	Arion banki

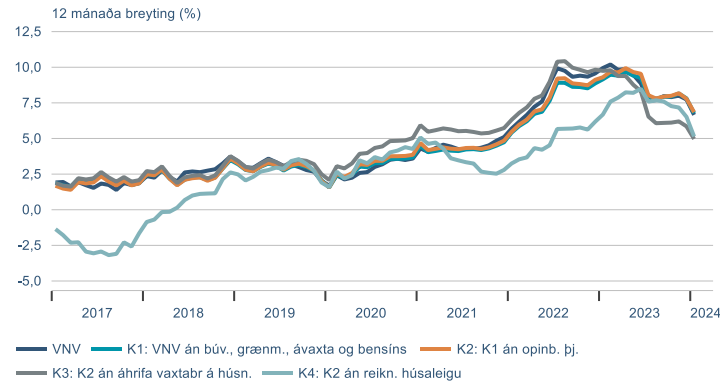
▶ Efnahagsmál

Verðlag

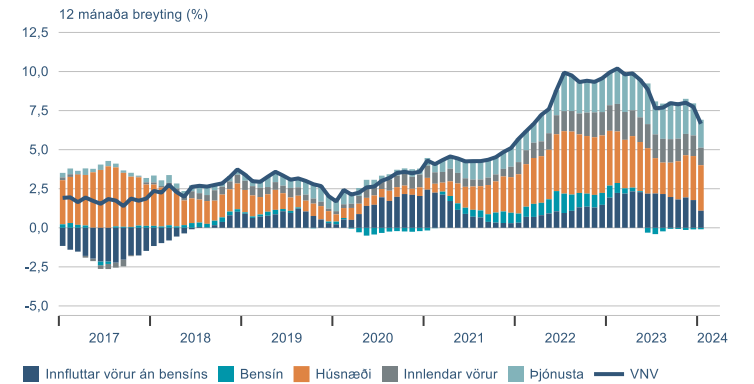
Visitala neysluverðs



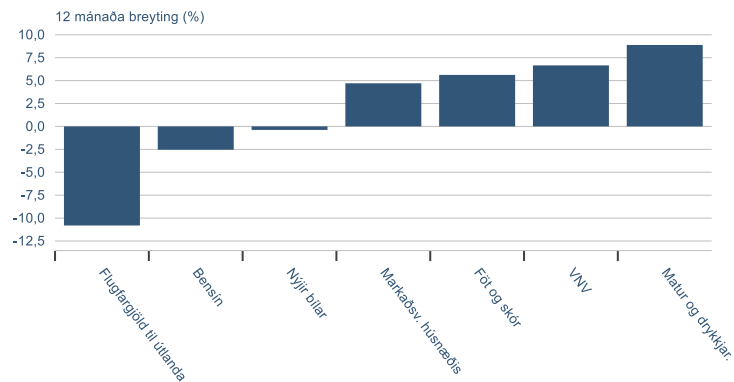
Kjarnavísitölur



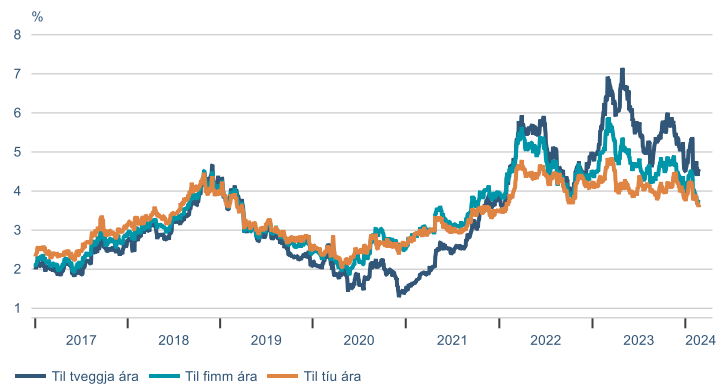
Framlag undirliða verðbólgu



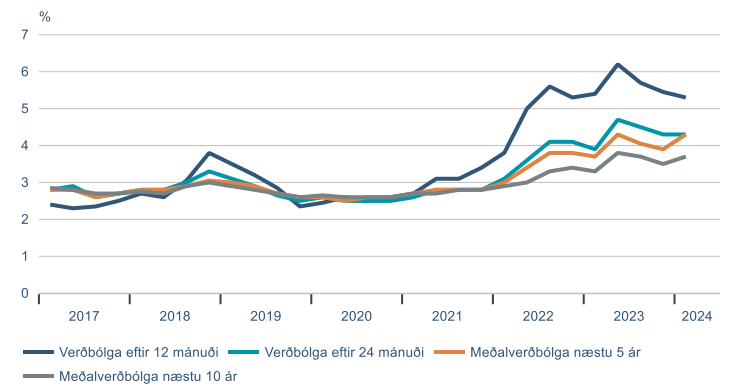
Valdir undirliðir



Verðbólguálag á skuldabréfamarkaði

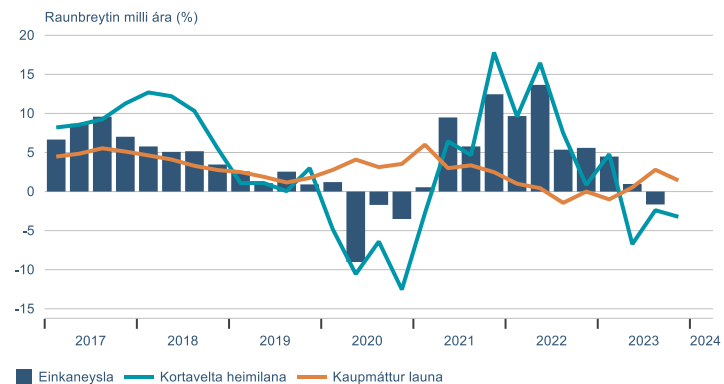


Væntingakönnun markaðsaðila

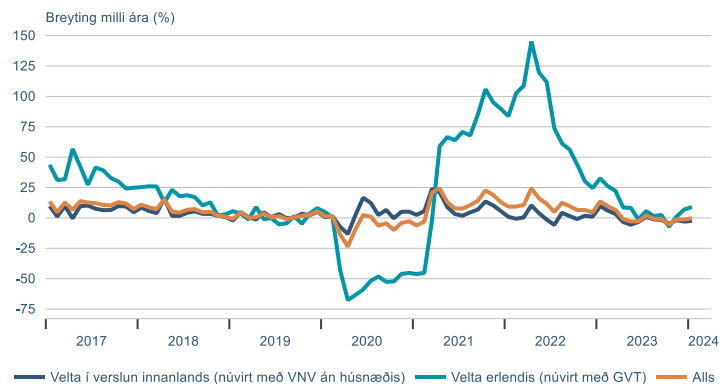


Heimilin

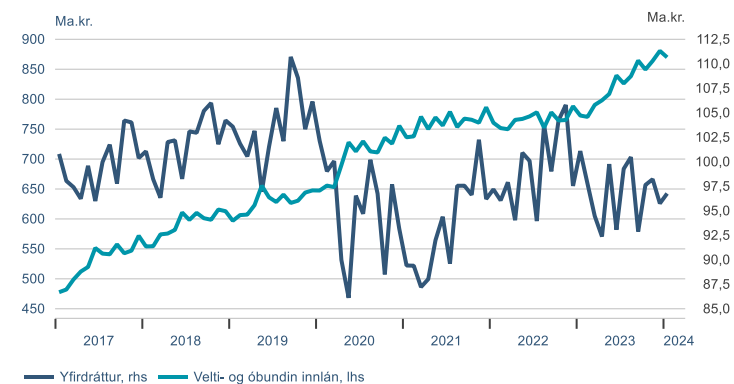
Einkaneysla, kortavelta og laun



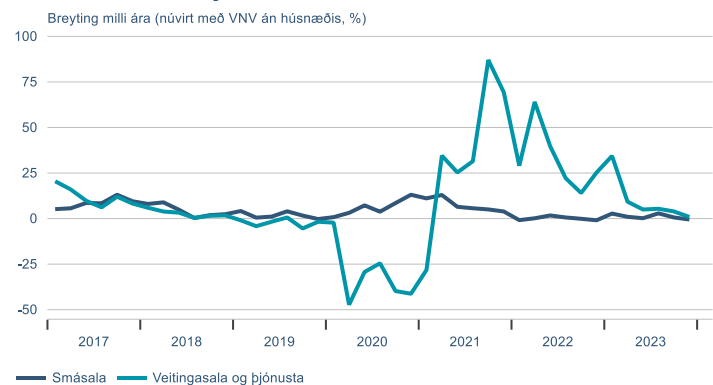
Greiðslukortavelta



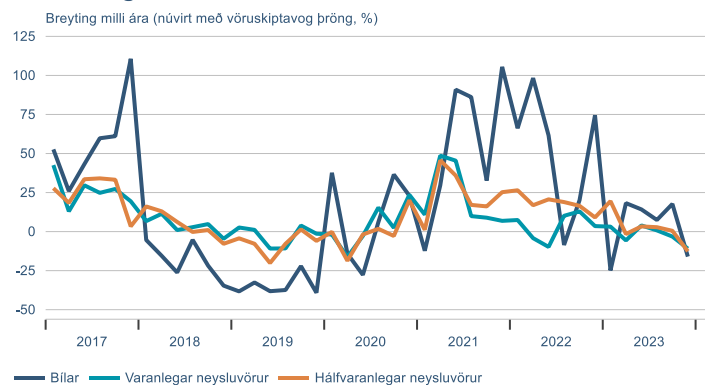
Innlán og yfirdráttur heimilanna



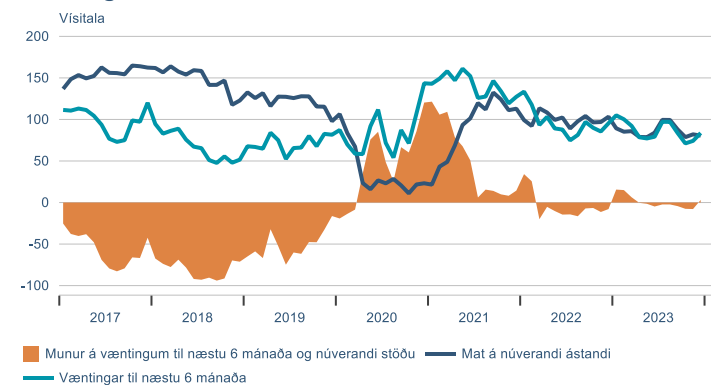
Velta skv. VSK-skýrslum



Innflutningur

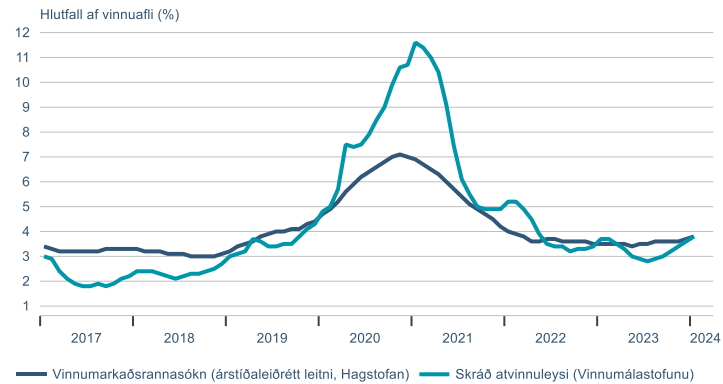


Væntingavísitala

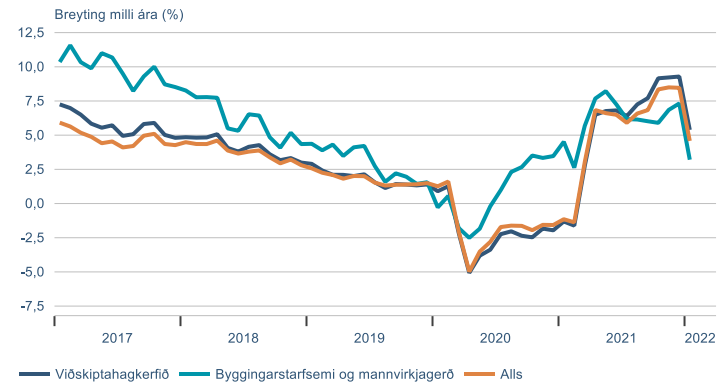


Vinnumarkaðurinn

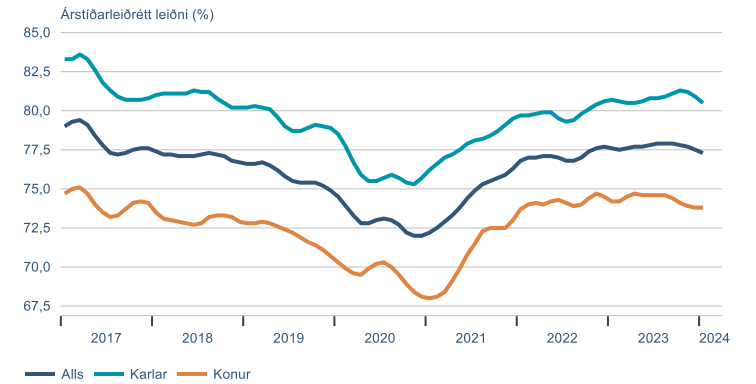
Atvinnuleysi



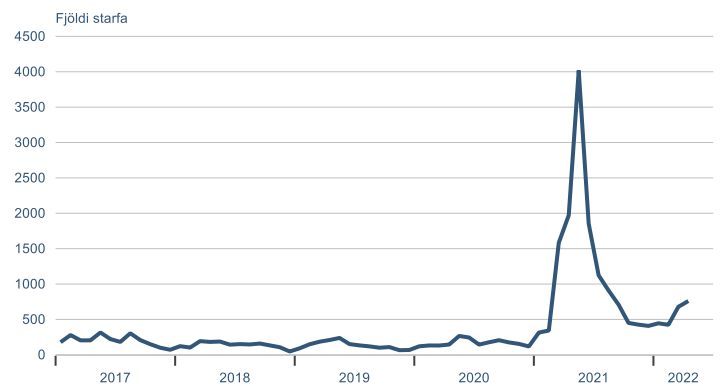
Fjöldi launagreiðenda



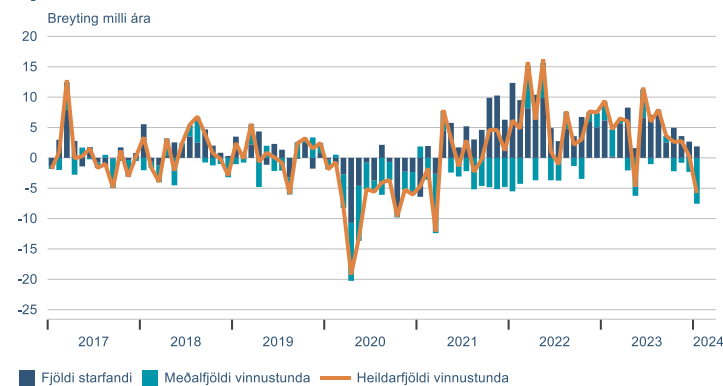
Atvinnuþáttaka



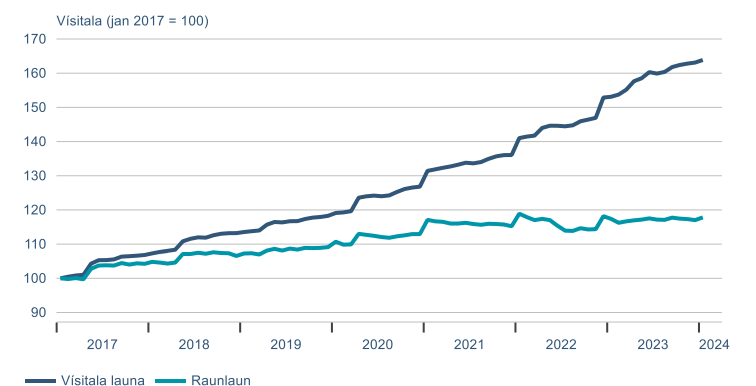
Laus störf



Fjöldi vinnustunda

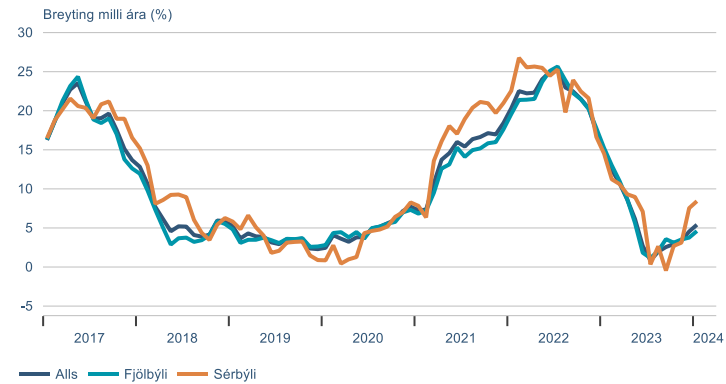


Laun

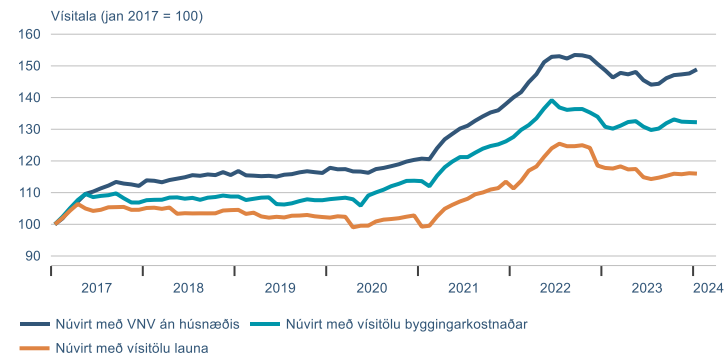


Fasteignamarkaðurinn

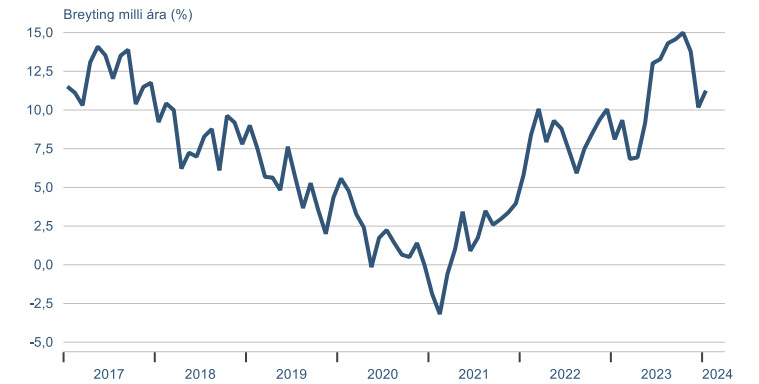
Visitala íbúðaverðs á höfuðborgarsvæðinu



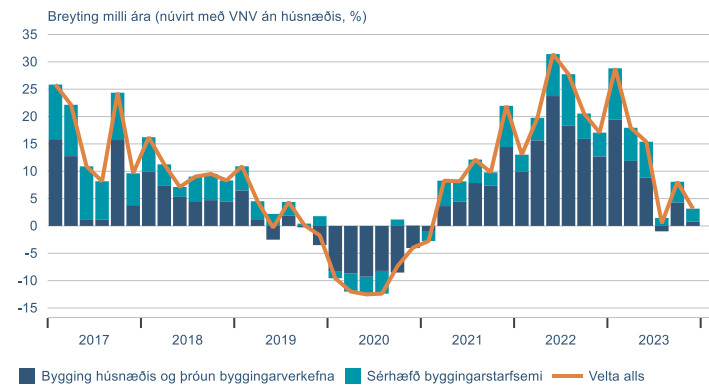
Visitala íbúðaverðs á höfuðborgarsvæðinu á mótum undirliggjandi hagstærðum



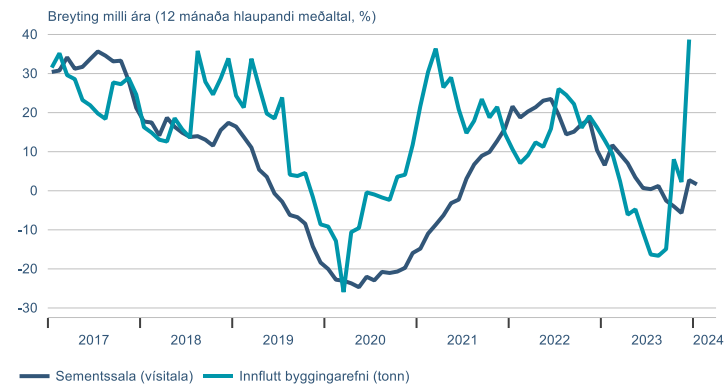
Visitala leiguverðs



Velta í byggingariðnaði

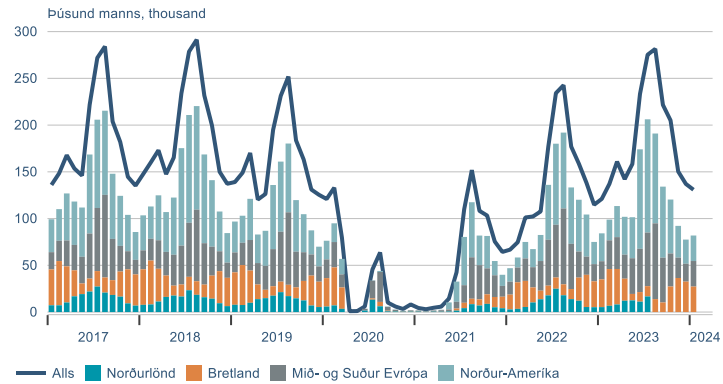


Byggingavörur

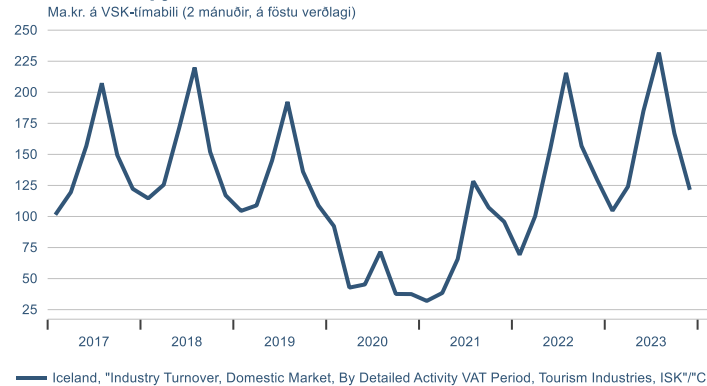


Ferðaþjónustan

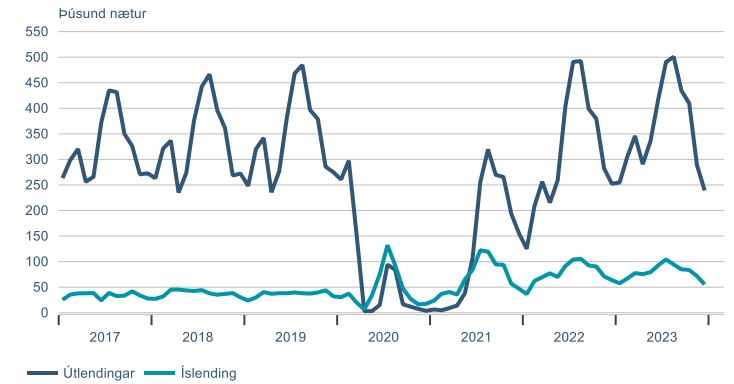
Erlendir ferðamenn um Leifstöð



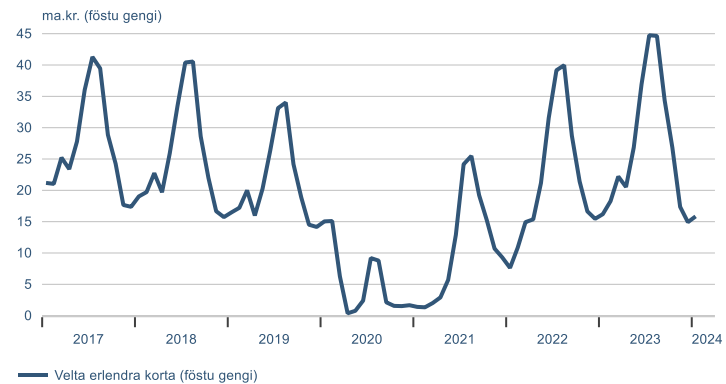
Velta í ferðaþjónustu



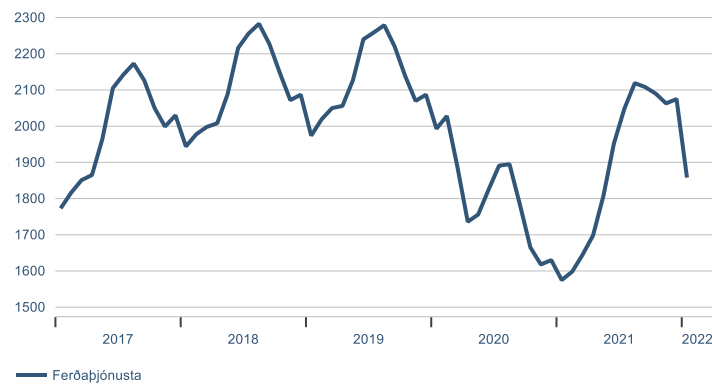
Gistinætur á hótélum



Velta erlendra greiðslukorta

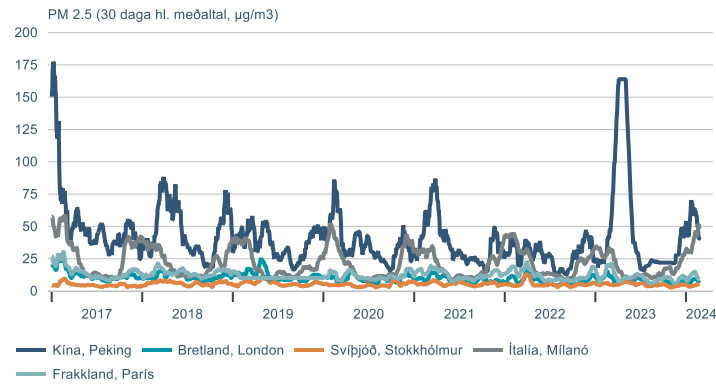


Fjöldi launagreiðenda í ferðaþjónustu

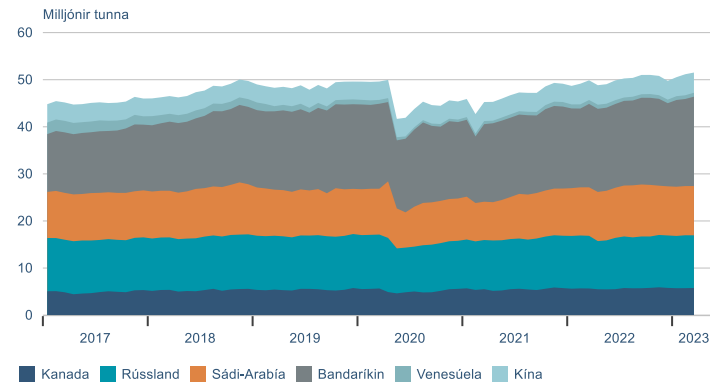


Sjálfbærni

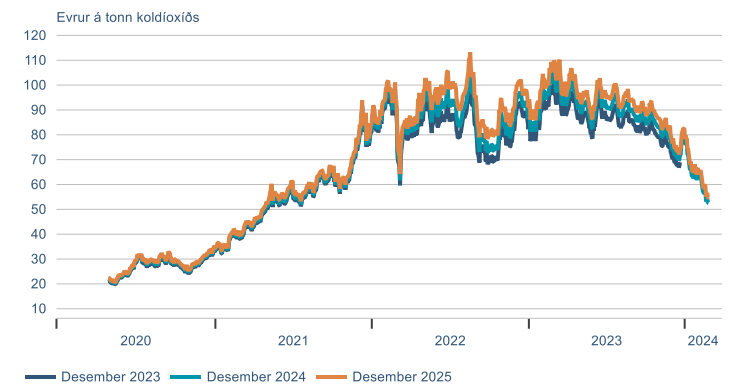
Magn svifryks



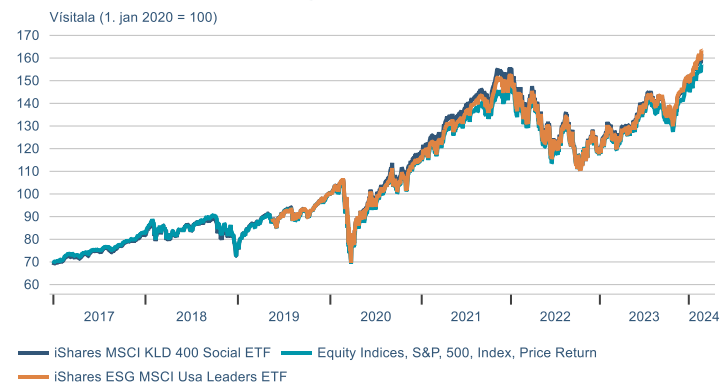
Framleiðsla hráolíu



EUA Losunarheimildir innan ETS viðskiptakerfisins



UFS Hlutabréfavisitölur og S&P 500

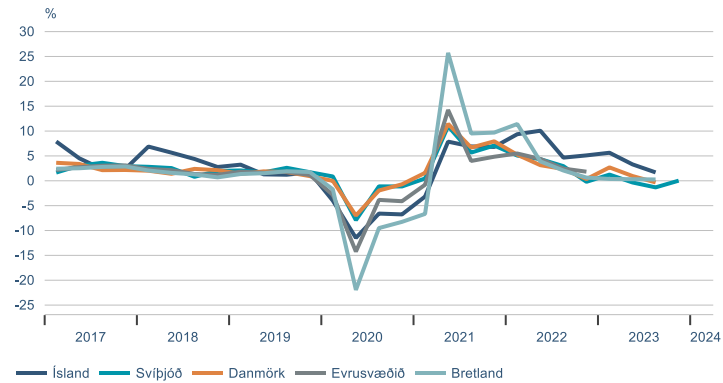


Hlutabréfavisitölur orkufyrirtækja (hluti af Eurofirst 300)

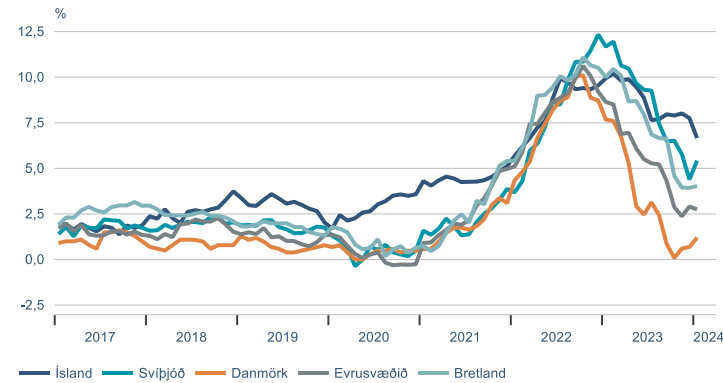


Alþjóðlegur samanburður

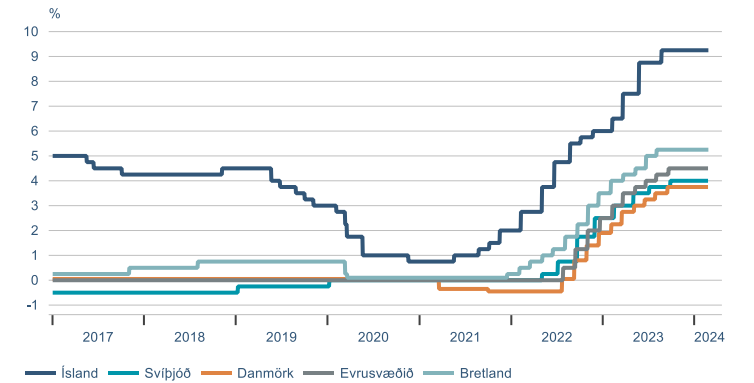
Hagvöxtur



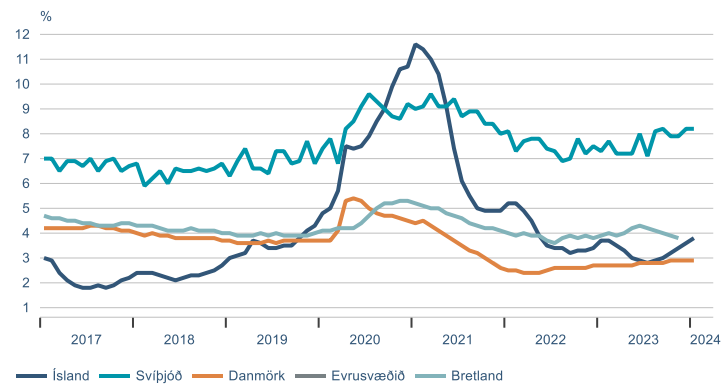
Verðbólga



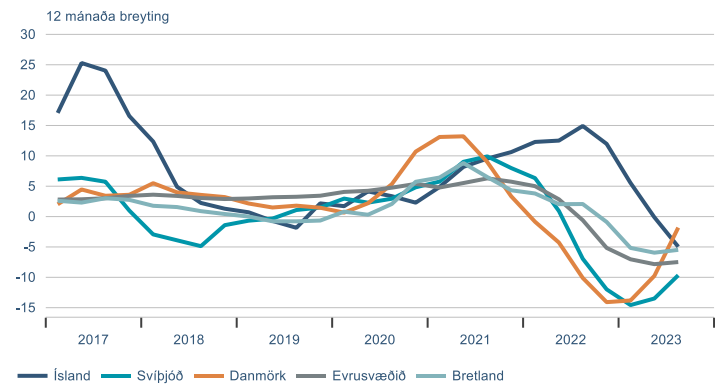
Stýrivextir



Atvinnuleysi



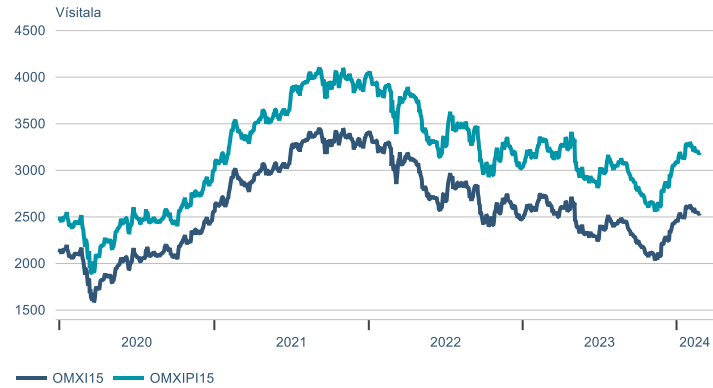
Raunverð íbúða



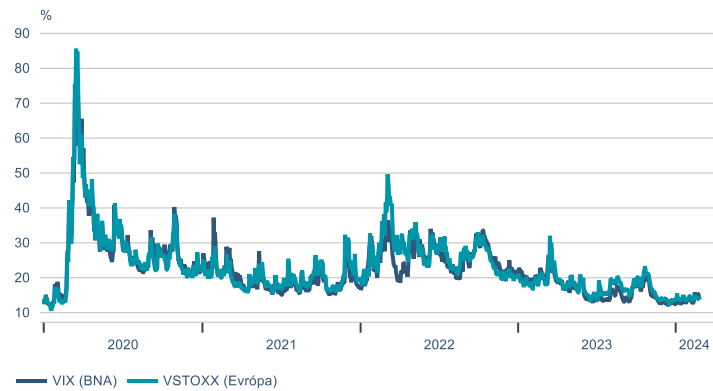
► Fjármálamarkaðir

Hlutabréf

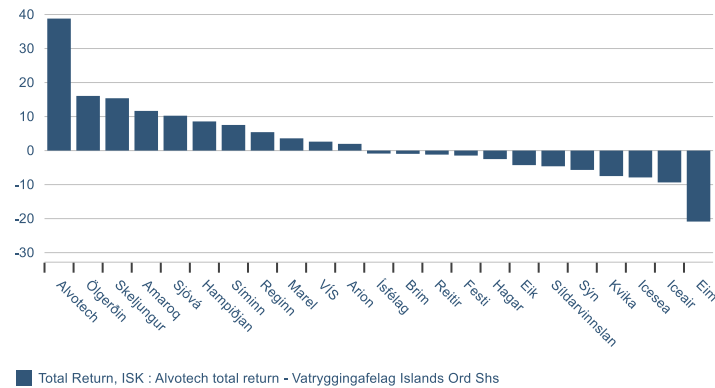
OMX-vísitölur



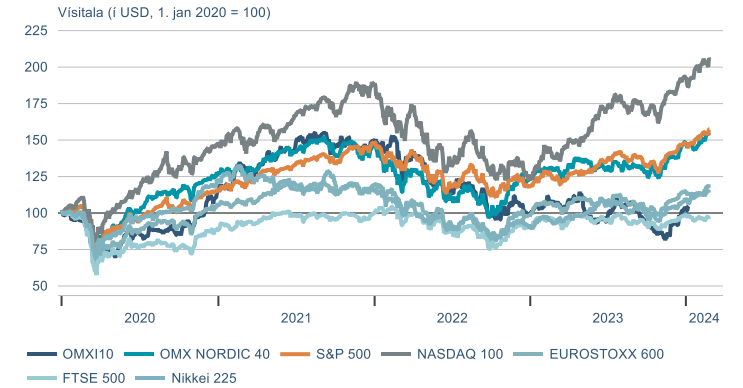
Vix-vísitölur



Það sem af er ári

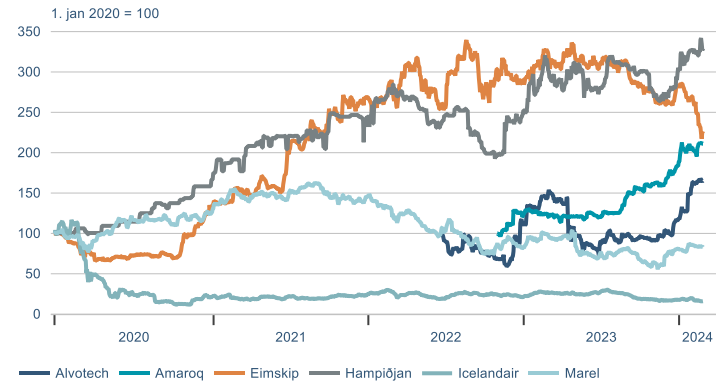


Hlutabréfavísitölur

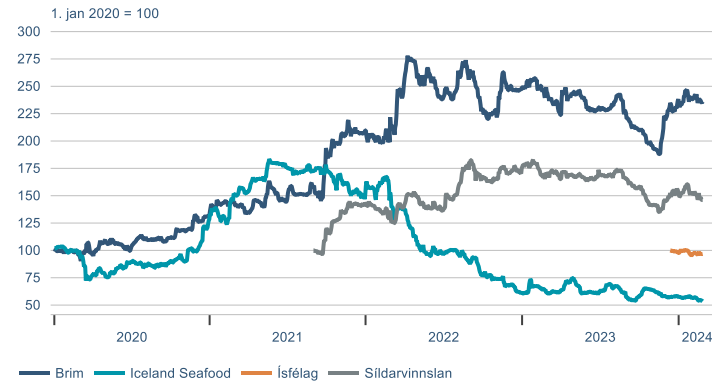


Hlutabréf

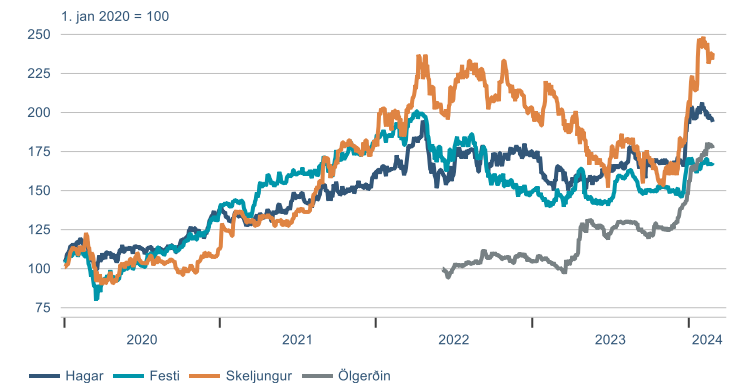
Félög með tekjur í erlendri mynt



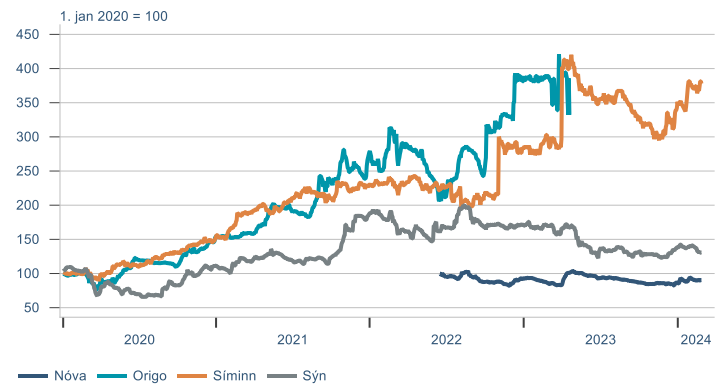
Útvegsfyrirtæki



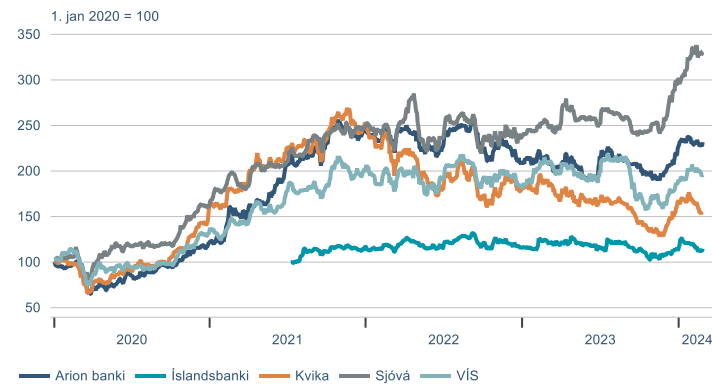
Heild- og smásala



Tæknifyrirtæki



Fjármálafyrirtæki

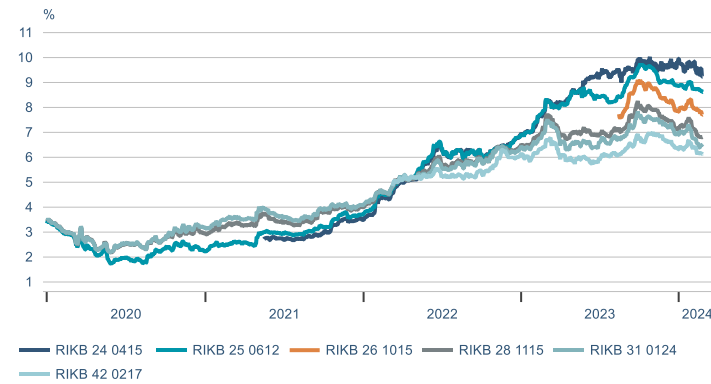


Fasteignafélög

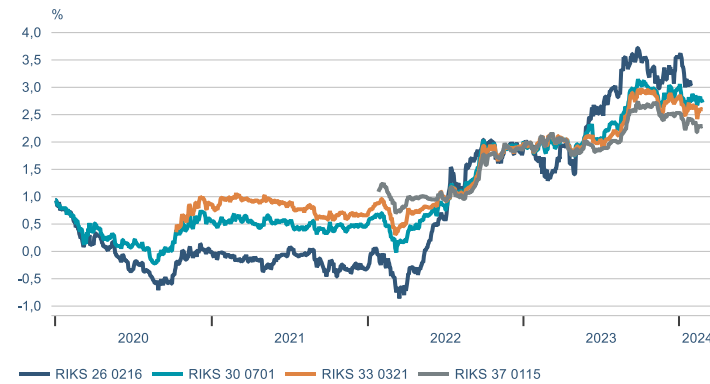


Skuldabréf

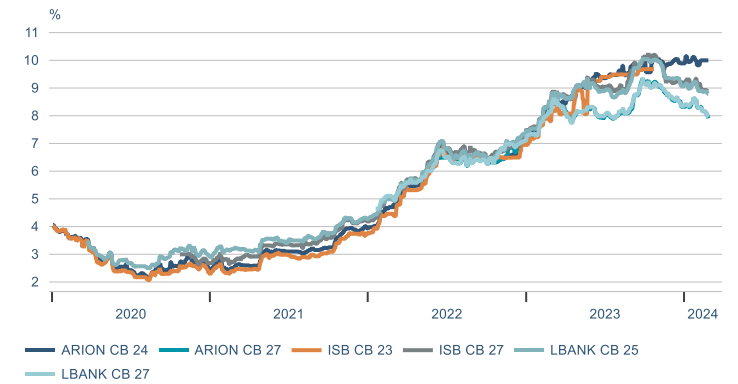
Óverðtryggð ríkisbréf



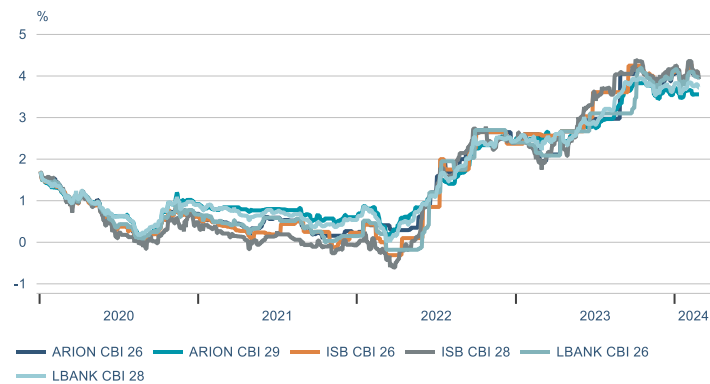
Verðtryggð ríkisbréf



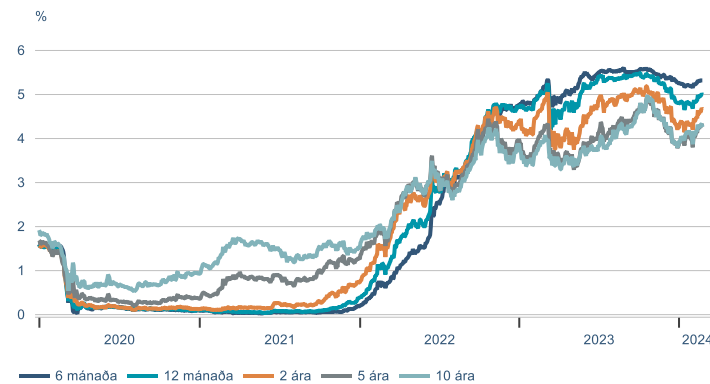
Sértryggð skuldabréf - óverðtryggð



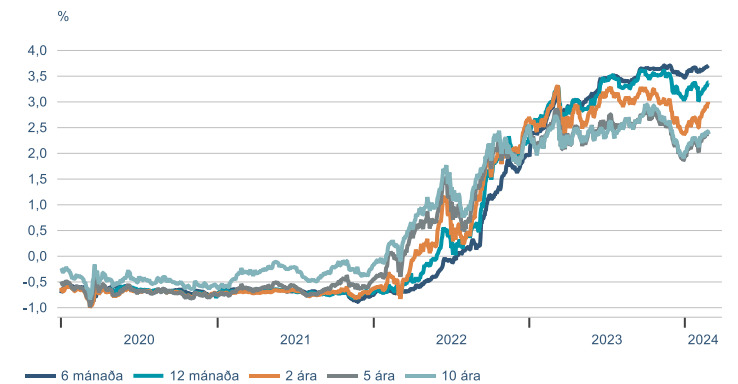
Sértryggð skuldabréf - verðtryggð



Bandarísk ríkisskuldabréf



Þýsk ríkisskuldabréf



Gjaldeyrir

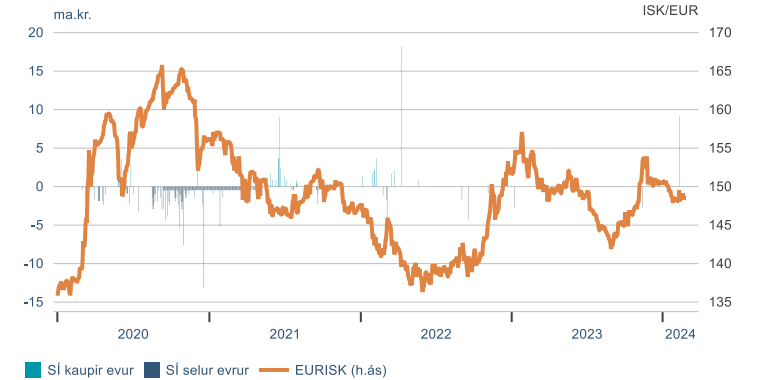
Gengi krónunnar



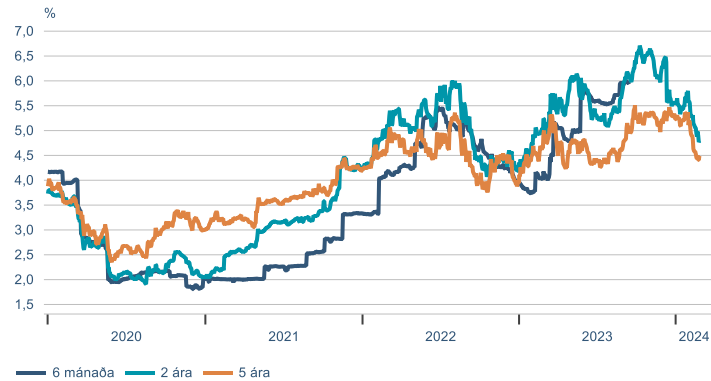
Gengisvísitalan



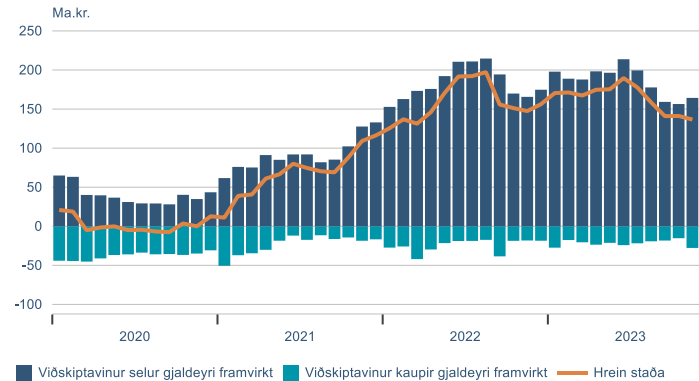
Inngrip SÍ



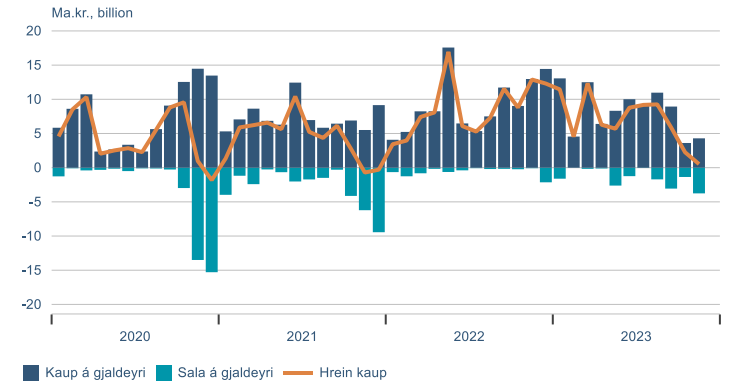
Vaxtamunur við evru



Staða framvirkra samninga með gjaldeyri

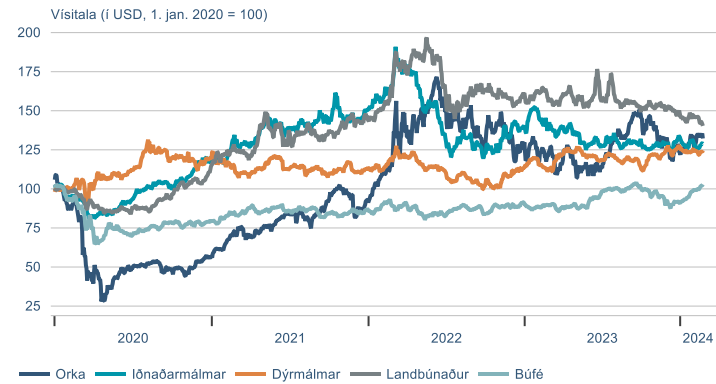


Gjaldeyrisviðskipti lífeyrissjóða



Hrávörur

S&P GSCI hrávöruvísitölur



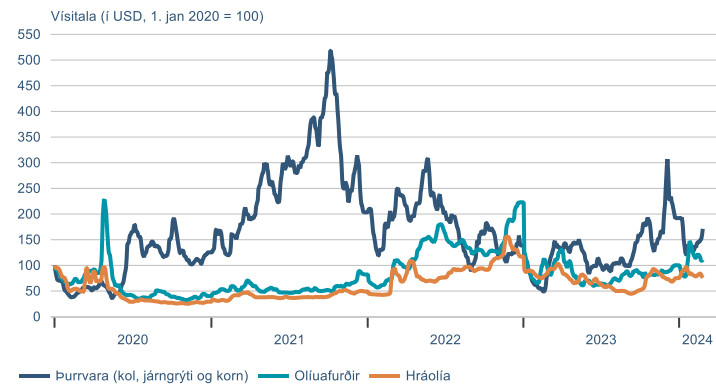
Álverð



Heimsmarkaðsverð á olíu



Baltic exchange flutningsvísitölur



Hlutabréf		ávöxtun			
		Áramót	1M	3M	12M
OMXI10	2538,9	3,3%	-2,8%	22,1%	-6,8%
OMXI10GI	3189,8	3,3%	-2,8%	22,1%	-4,2%
Alvotech	2200,0	38,8%	11,7%	69,2%	14,9%
Amaroq	134,0	11,7%	2,3%	31,4%	70,7%
Eimskip	383,0	-20,9%	-14,9%	-15,2%	-32,7%
Hampiðjan	152,0	8,6%	1,3%	19,7%	4,8%
Icelandair	1,2	-9,4%	-11,7%	-3,6%	-41,0%
Marel	489,0	3,6%	-5,2%	39,7%	-16,2%
Brim	82,8	-1,0%	-1,4%	11,6%	-5,3%
Iceland Seafood	5,3	-7,9%	-7,1%	-7,9%	-12,5%
Ísfélag	158,6	-0,9%	-2,7%		
Síldarvinnslan	99,2	-4,6%	-8,1%	2,9%	-15,2%
Festi	202,0	-1,5%	0,5%	11,6%	15,4%
Hagar	78,0	-2,5%	-3,7%	18,2%	16,4%
Skeljungur	18,0	15,4%	-2,2%	48,8%	13,4%
Ölgerðin	17,7	16,1%	4,4%	41,0%	74,4%
Nova	4,2	4,5%	2,4%	5,5%	4,5%
Síminn	10,7	7,5%	3,9%	25,1%	-5,1%
Sýn	44,8	-5,7%	-4,7%	5,7%	-24,6%
Arion	155,0	2,0%	-2,2%	18,8%	7,0%
Íslandsbanki	112,0	0,9%	-5,5%	7,4%	-7,3%
Kvika	16,1	-7,5%	-10,6%	20,7%	-17,8%
Sjóvá	44,1	10,3%	2,6%	33,2%	30,0%
VÍS	17,6	2,6%	-2,5%	21,0%	-6,7%
Eik	11,2	-4,3%	-10,4%	0,0%	10,0%
Kaldalón	17,3	-1,4%	-8,0%	2,5%	3,6%
Reginn	25,3	5,4%	-7,0%	14,0%	2,4%
Reitir	83,5	-1,2%	-10,2%	8,8%	0,6%

Leiðrétt fyrir arðgreiðslum

Gjaldeyri		áramót	1M	3M	12M
GVT	194,8	-1,1%	0,0%	-2,3%	-3,2%
EUR	148,5	-1,3%	-0,1%	-2,9%	-2,8%
USD	137,1	0,6%	0,2%	-2,3%	-4,7%
GBP	174,0	0,5%	0,0%	-1,1%	0,4%
DKK	19,9	-1,3%	-0,1%	-2,9%	-2,9%
SEK	13,3	-1,8%	1,6%	-0,4%	-3,6%
NOK	13,0	-2,6%	0,2%	-0,1%	-6,5%
CHF	156,0	-4,0%	-0,9%	-1,6%	1,0%
JPY	0,91	-5,3%	-1,4%	-2,8%	-14,4%

Hlutabréfavisitölur		áramót	1M	3M	12M
OMXI15	2538,9	3,3%	-2,8%	22,1%	-6,8%
OMXN40	2725,7	7,4%	8,8%	13,2%	17,1%
S&P 500	5088,8	6,7%	4,6%	11,7%	26,8%
FTSE 100	7706,3	-0,3%	2,9%	3,0%	-2,5%

Ríkisskuldabréf	krafa	verð	meðalt.	ávöxtun			
				áramót	1M	3M	12M
RIKB 24 0415	9,80%	99,1	0,1	1,5%	0,9%	2,3%	7,6%
RIKB 25 0612	8,63%	99,2	1,2	1,5%	1,3%	2,7%	7,1%
RIKB 26 1015	7,71%	97,7	2,4	1,4%	2,1%	3,6%	8,0%
RIKB 28 1115	6,81%	92,9	4,2	2,2%	3,9%	5,2%	9,0%
RIKB 31 0124	6,53%	99,8	5,7	3,2%	5,0%	6,3%	9,9%
RIKB 35 0917	6,29%	105,7	8,2	3,8%	6,5%	7,8%	
RIKB 42 0217	6,13%	82,5	12,1	3,1%	6,8%	9,1%	10,2%
RIKS 26 0216	3,26%	96,7	2,0	1,4%	0,0%	1,4%	4,8%
RIKS 30 0701	2,72%	103,1	5,7	2,0%	0,8%	1,4%	3,8%
RIKS 33 0321	2,60%	103,2	7,9	2,1%	1,1%	1,0%	3,6%
RIKS 37 0115	2,29%	85,7	12,1	3,4%	2,1%	2,6%	5,9%

Þessi samantekt og/eða umfjöllun er markaðsefni ætlað til upplýsingar en ekki sem grundvöllur viðskipta. Markaðsefni þetta felur hvorki í sér fjárfestingarráðgjöf né óháða fjárfestingargreiningu. Lagakröfur sem gilda um fjárfestingarráðgjöf og fjárfestingargreiningu eiga því ekki við, þ.m.t. bann við viðskiptum fyrir dreifingu.

Upplýsingar um þróun gengis innlendra hlutabréfa, skuldabréfa og/eða vísitalna koma frá Nasdaq Iceland – Kauphöllinni. Á ytri vef Landsbankans er hægt að nálgast nánari upplýsingar með því smella á viðkomandi hlutabréf, skuldabréfaflokk eða vísitölu. Upplýsingar um þróun gengis erlendra fjármálagerna, vísitalna og/eða sjóða koma frá aðilum sem Landsbankinn hefur metið áreiðanlega. Þróun gengis í fortíð gefur ekki vísbendingu um framtíðarþróun.

Upplýsingar um fyrri árangur sjóða Landsbréfa byggja á upplýsingum frá Landsbréfum. Á ytri vef Landsbankans er hægt að nálgast nánari upplýsingar með því að smella á heiti viðkomandi sjóðs, þ.m.t. um árangur síðastliðinna fimm ára. Upplýsingar um fyrri árangur sjóða sýna nafnávöxtun, nema annað sé tekið fram. Ef fyrri árangur sjóða byggir á erlendum gjaldmiðli getur ávöxtun aukist eða minnkað vegna gengissveiflna. Árangur í fortíð gefur ekki áreiðanlega vísbendingu um framtíðarárangur.

Verðbréfavíðskipti fela í sér áhættu og eru lesendur hvattir til að kynna sér Áhættulýsingu vegna viðskipta með fjármálagerna og Stefnu Landsbankans um hagsmunaárekstra sem finna má á ytri vef Landsbankans.

Landsbankinn hefur starfsleyfi sem viðskiptabanki samkvæmt lögum nr. 161/2002 um fjármálafyrirtæki og sætir eftirliti Fjármálaeftirlits Seðlabanka Íslands (www.sedlabanki.is/fjarmalaeftirlit).