

# Vikubyrjun 19. febrúar 2024

---

Hagfræðideild



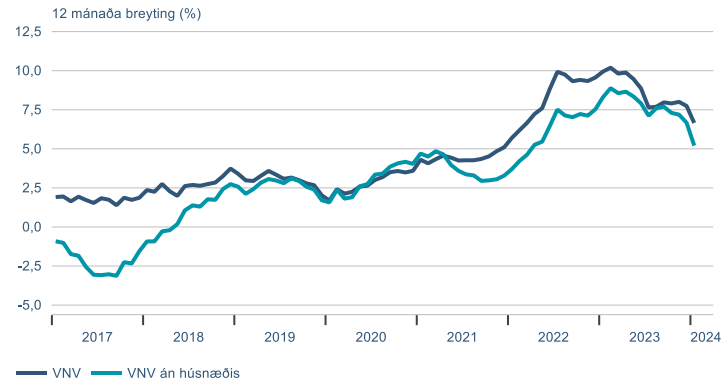
# Dagatal

| Vikud. | Dag.     | kl.   | Viðburður                                       | Tímabil             | Birtingaraðili      |
|--------|----------|-------|---|---------------------|---------------------|
| mán    | 19. feb. |       | Útboð ríkisvíxla                                |                     | Lánamál ríkisins    |
|        |          | 09:00 | Tryggingafélög                                  | jan                 | Seðlabankinn        |
| þri    | 20. feb. |       | <b>Vísitala íbúðaverðs á höfuðborgarsvæðinu</b> | <b>jan</b>          | <b>HMS</b>          |
|        |          |       | <b>Ársuppgjör</b>                               | <b>2023</b>         | <b>Síminn</b>       |
|        |          |       | Vísitala leiguverðs á höfuðborgarsvæðinu        | jan                 | HMS                 |
| mið    | 21. feb. |       | <b>Fundargerð peningastefnunefndar</b>          |                     | <b>Seðlabankinn</b> |
|        |          | 09:00 | Vinumarkaðurinn (mánaðarleg)                    | jan                 | Hagstofan           |
|        |          | 09:00 | Útboð verðbréfa                                 | jan                 | Seðlabankinn        |
|        |          |       | Mánaðarskýrsla                                  | mar                 | HMS                 |
| fim    | 22. feb. |       | <b>Ársuppgjör</b>                               | <b>2023</b>         | <b>Brim</b>         |
|        |          | 09:00 | <b>Launvísitala og tengdar vísitölur</b>        | <b>jan</b>          | <b>Hagstofan</b>    |
|        |          |       | Mánaðarskýrsla                                  | feb                 | HMS                 |
| fös    | 23. feb. | 09:00 | <b>Vöru- og þjónustuviðskipti</b>               | <b>4. ársf. '23</b> | <b>Hagstofan</b>    |
|        |          |       | Útboð ríkisbréfa                                |                     | Lánamál ríkisins    |
|        |          | 09:00 | Vísitala byggingarkostnaðar                     | feb                 | Hagstofan           |
|        |          | 09:00 | Vísitala framleiðsluverðs                       | jan                 | Hagstofan           |
|        |          | 09:00 | Bankakerfi                                      | jan                 | Seðlabankinn        |

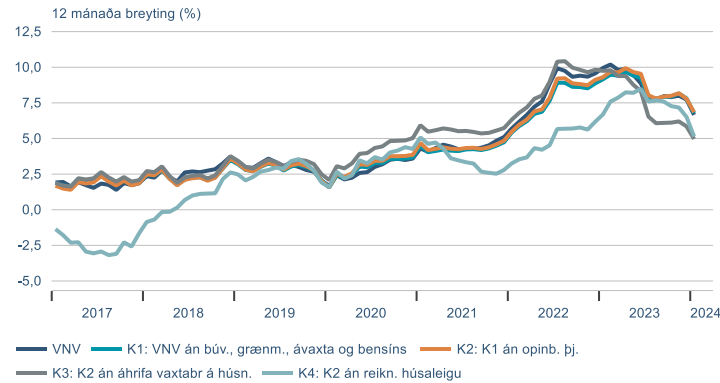
▶ Efnahagsmál

# Verðlag

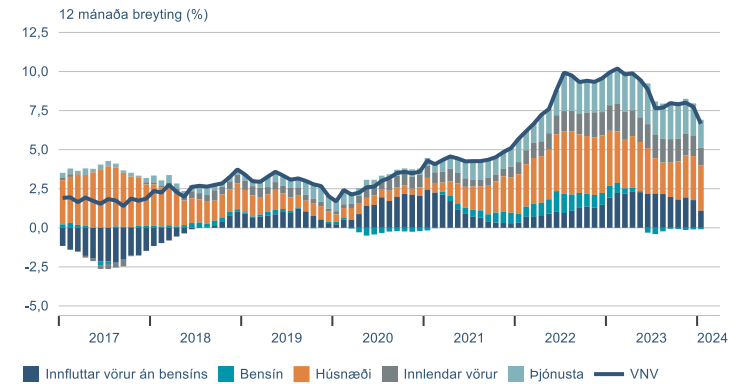
## Visitala neysluverðs



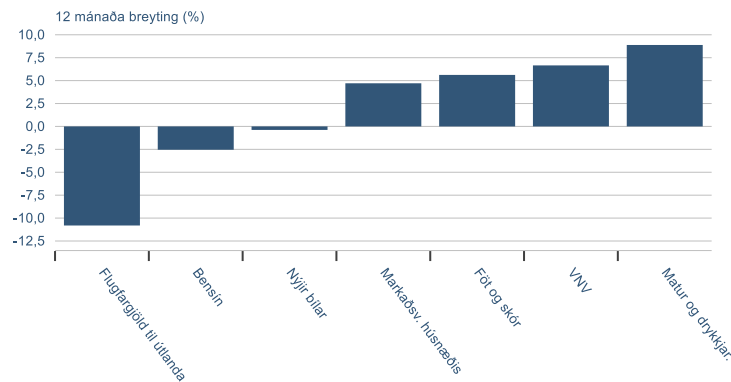
## Kjarnavísitölur



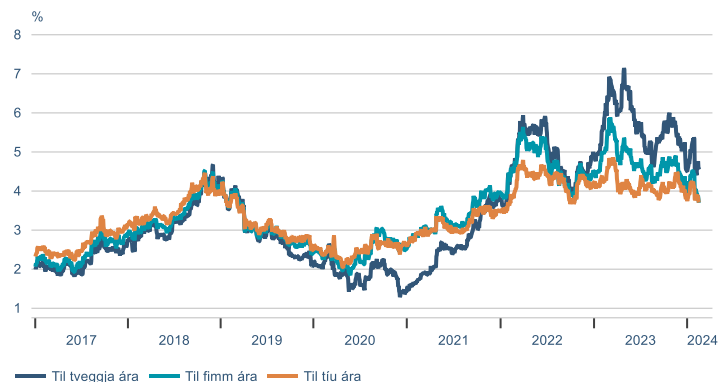
## Framlag undirliða verðbólgu



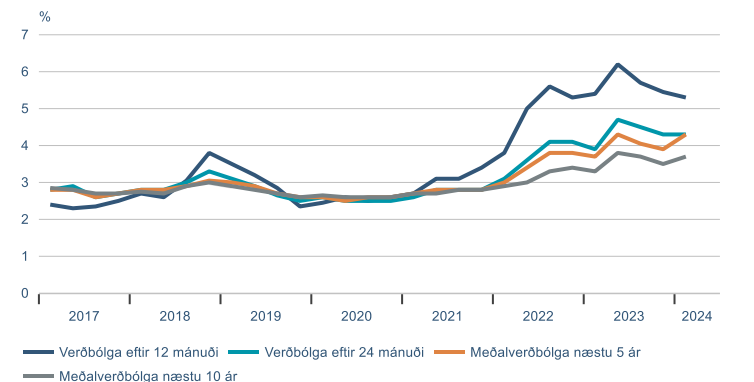
## Valdir undirliðir



## Verðbólguálag á skuldabréfamarkaði

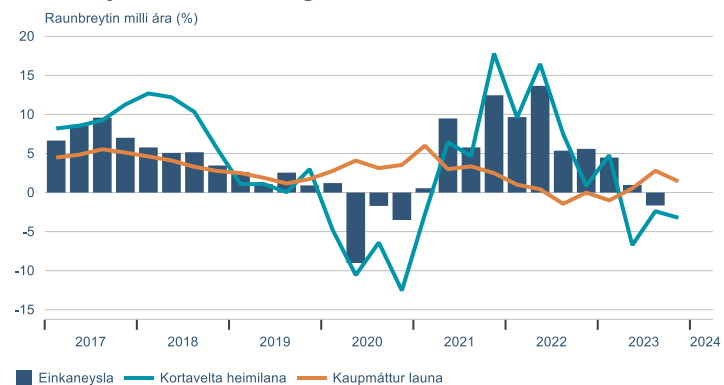


## Væntingakönnun markaðsaðila

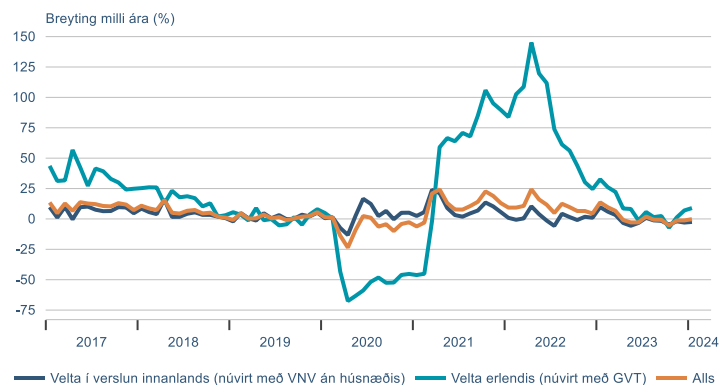


# Heimilin

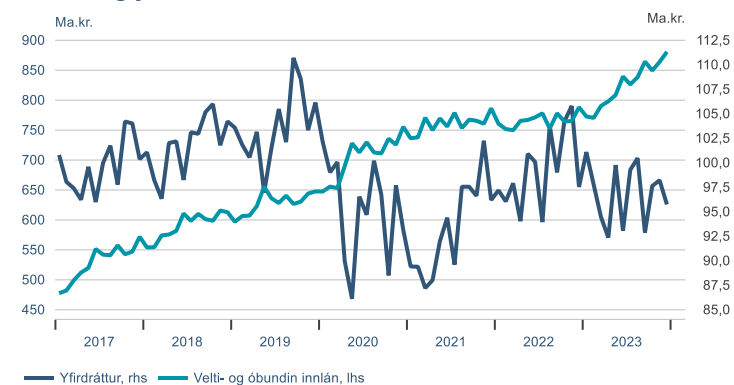
## Einkaneysla, kortavelta og laun



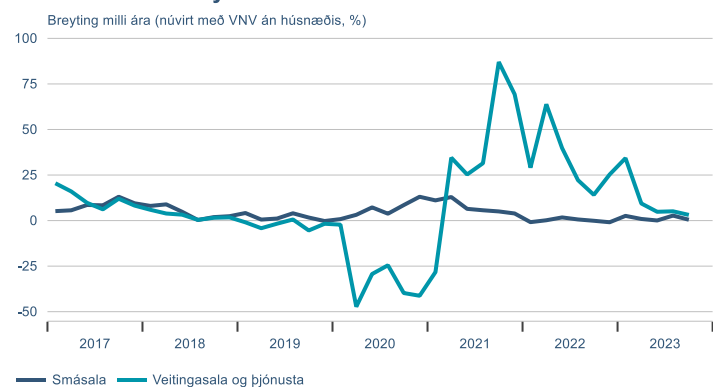
## Greiðslukortavelta



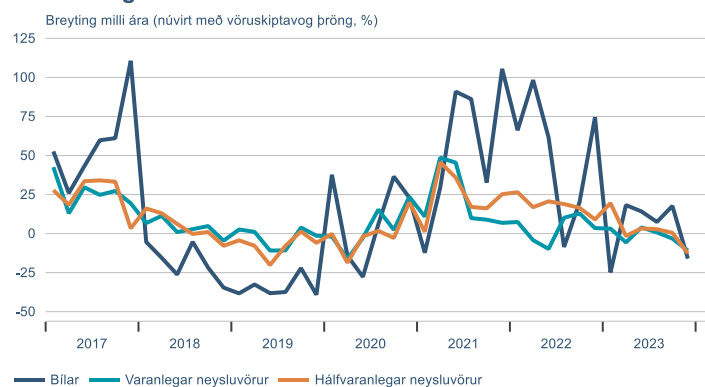
## Innlán og yfirdráttur heimilanna



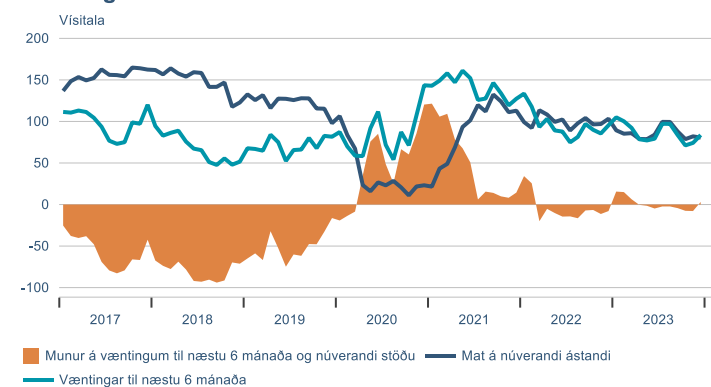
## Velta skv. VSK-skýrslum



## Innflutningur

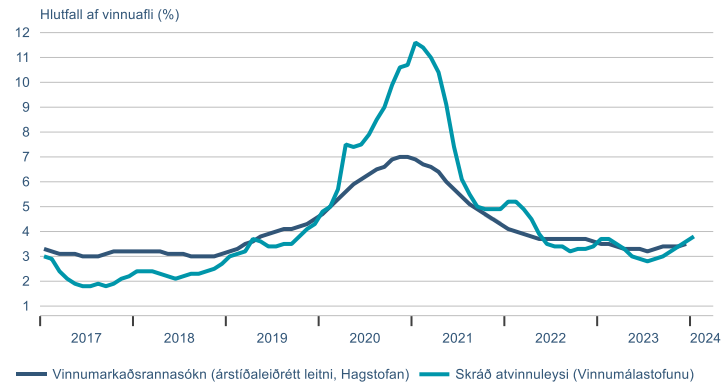


## Væntingavísitala

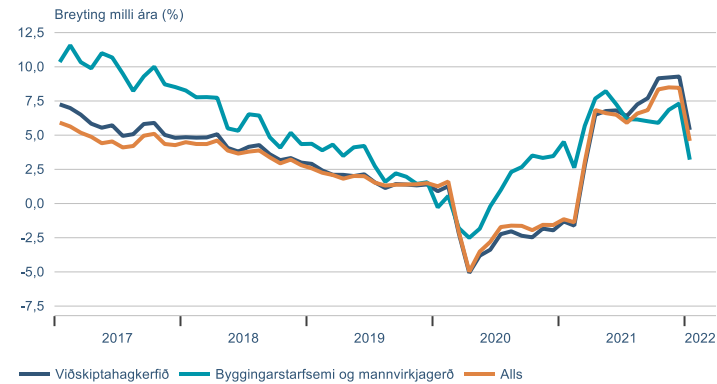


# Vinnumarkaðurinn

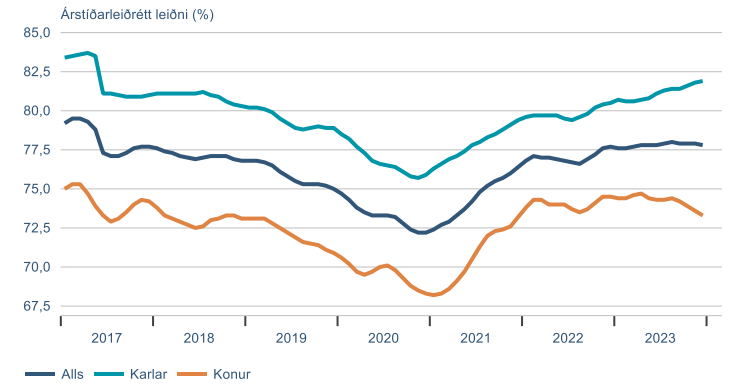
## Atvinnuleysi



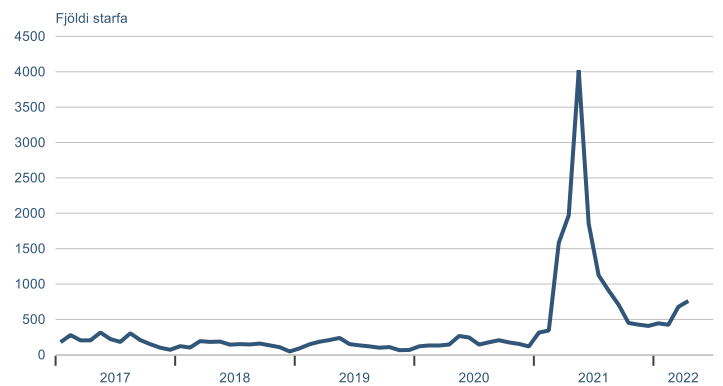
## Fjöldi launagreiðenda



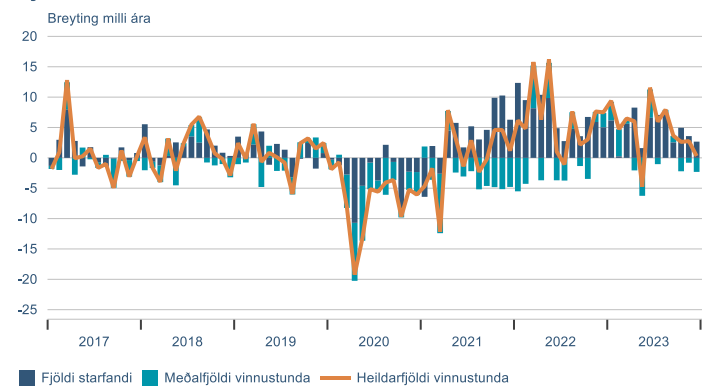
## Atvinnuþáttaka



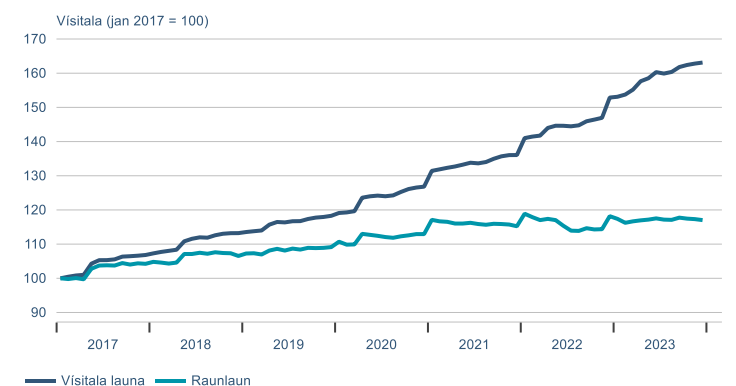
## Laus störf



## Fjöldi vinnustunda

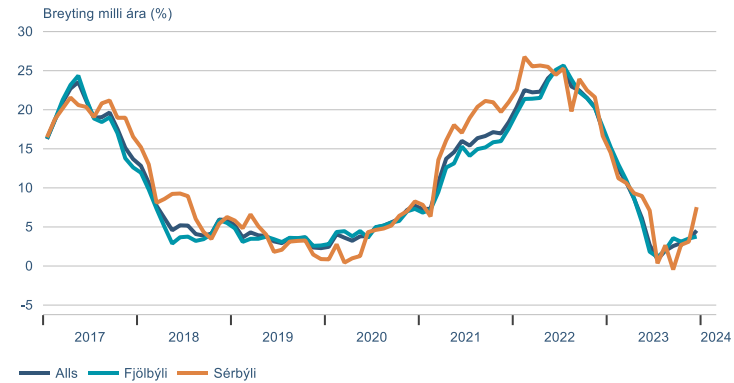


## Laun

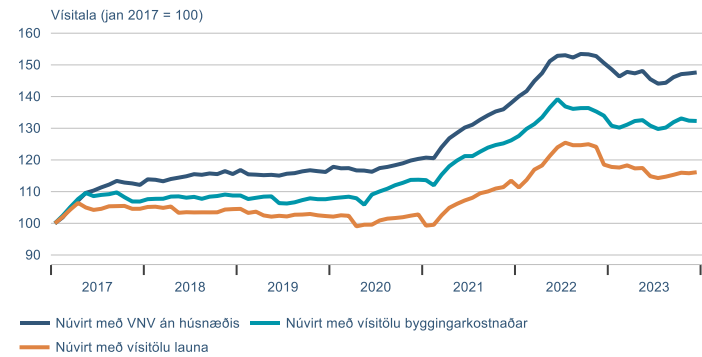


# Fasteignamarkaðurinn

## Visitala íbúðaverðs á höfuðborgarsvæðinu



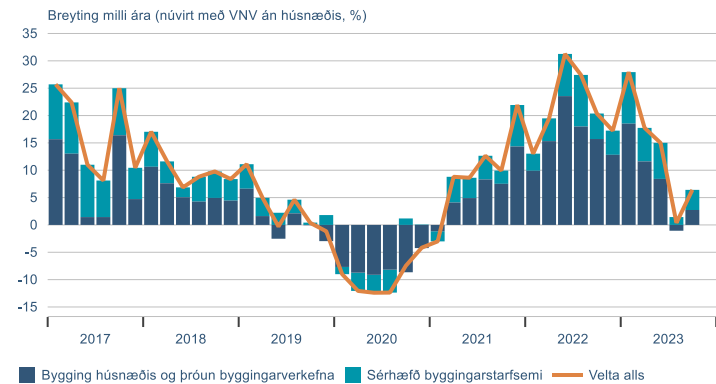
## Visitala íbúðaverðs á höfuðborgarsvæðinu á mótí undirliggjandi hagstærðum



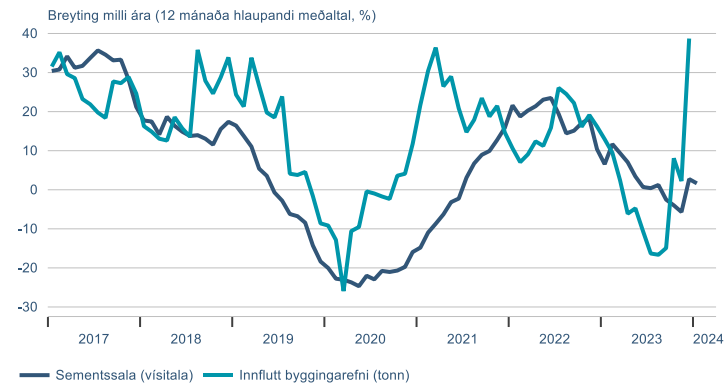
## Visitala leiguverðs



## Velta í byggingariðnaði

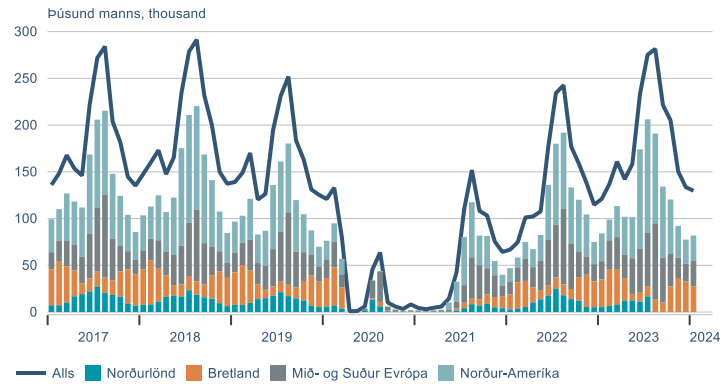


## Byggingavörur

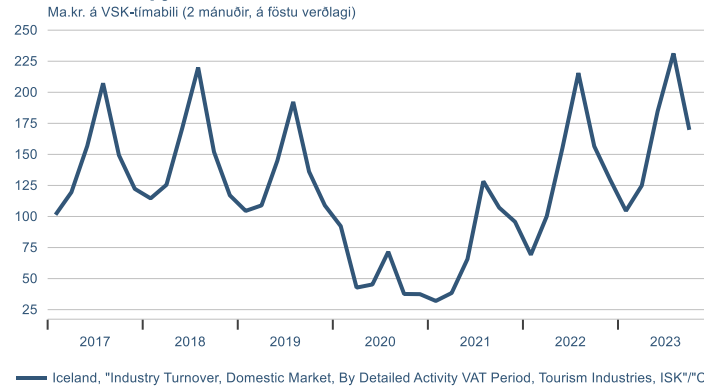


# Ferðaþjónustan

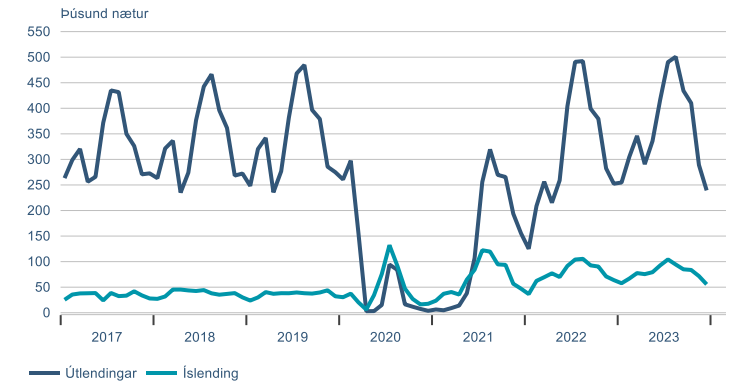
## Erlendir ferðamenn um Leifstöð



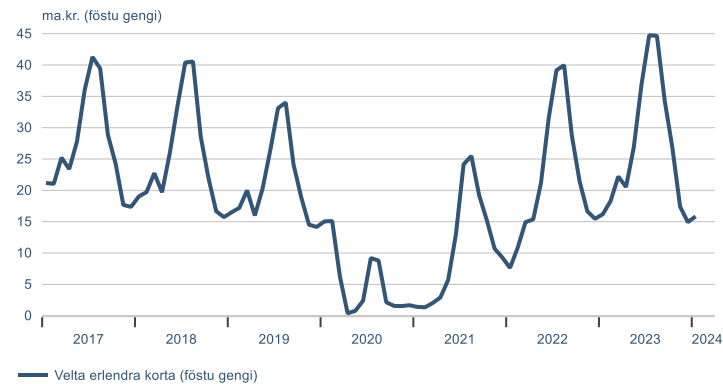
## Velta í ferðaþjónustu



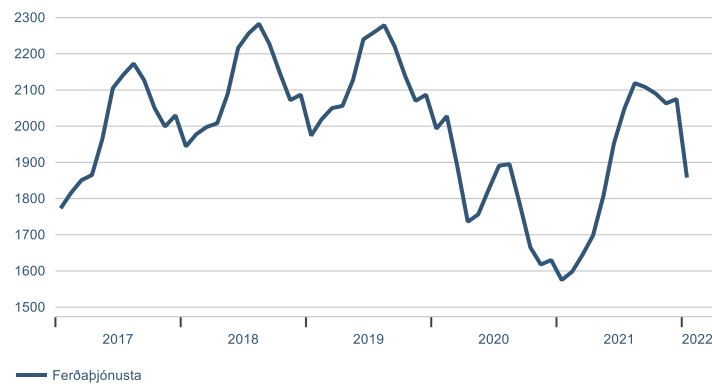
## Gistinætur á hótélum



## Velta erlendra greiðslukorta



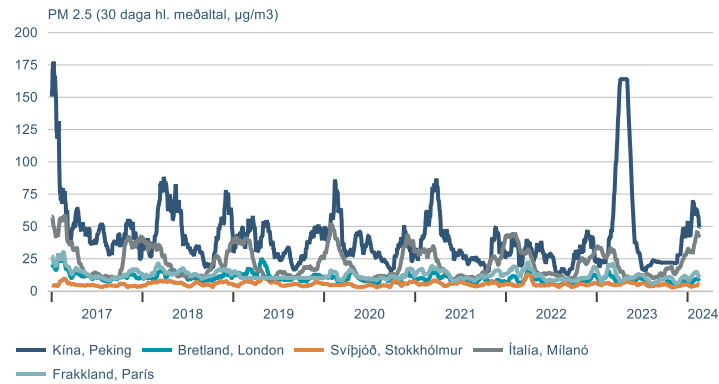
## Fjöldi launagreiðenda í ferðaþjónustu



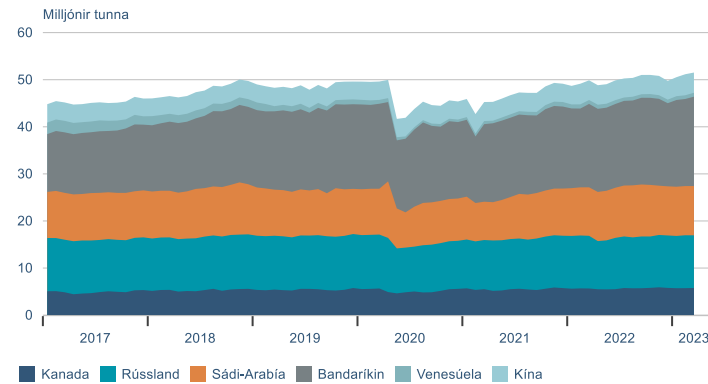


# Sjálfbærni

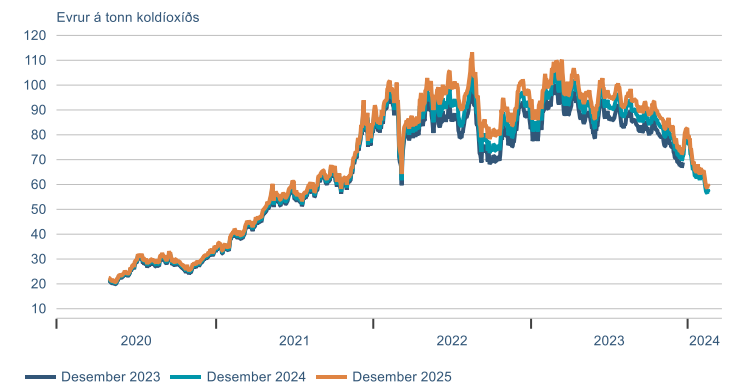
## Magn svifryks



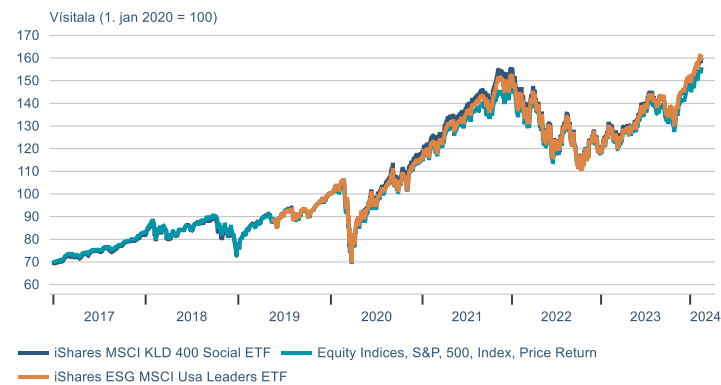
## Framleiðsla hráolíu



## EUA Losunarheimildir innan ETS viðskiptakerfisins



## UFS Hlutabréfavisitölur og S&P 500

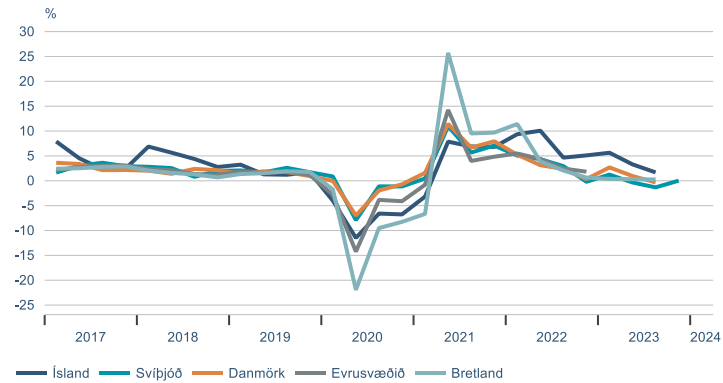


## Hlutabréfavisitölur orkufyrirtækja (hluti af Eurofirst 300)

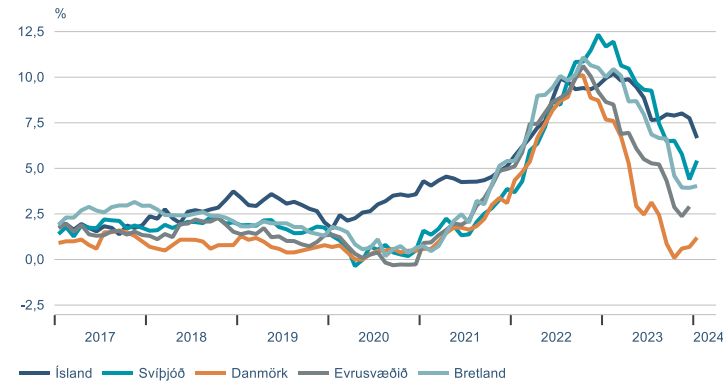


# Alþjóðlegur samanburður

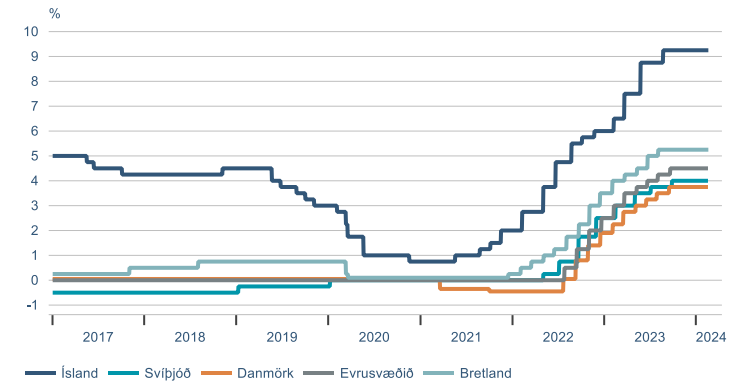
## Hagvöxtur



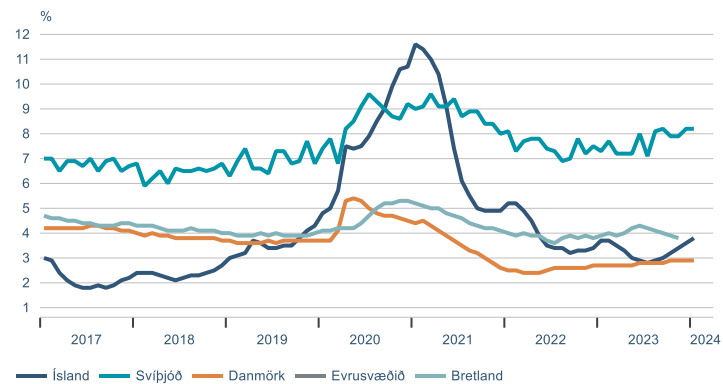
## Verðbólga



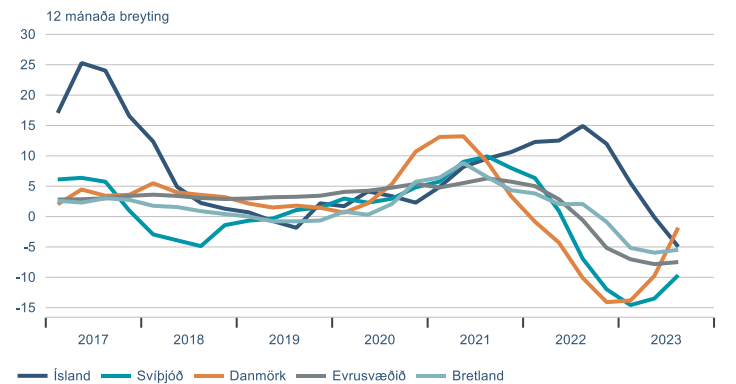
## Stýrivextir



## Atvinnuleysi



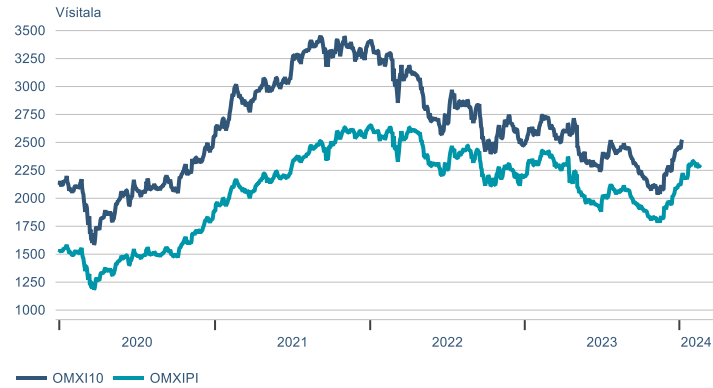
## Raunverð íbúða



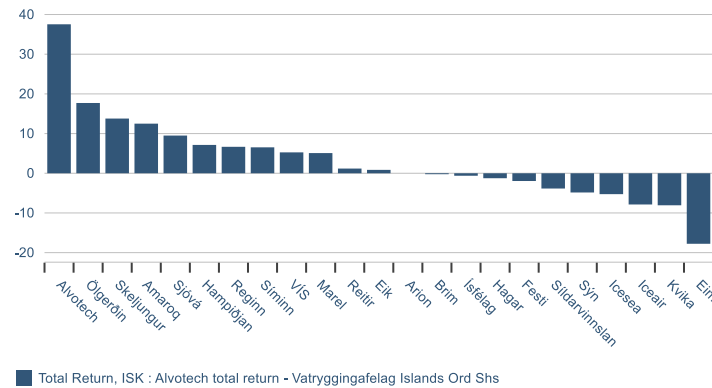
## ► Fjármálamarkaðir

# Hlutabréf

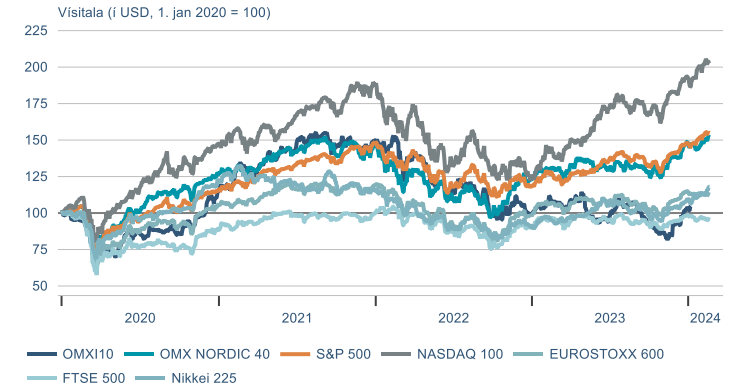
## OMX-vísitölur



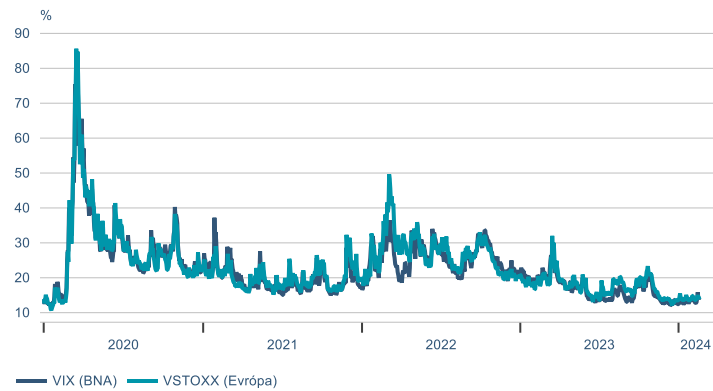
## Það sem af er ári



## Hlutabréfavísitölur

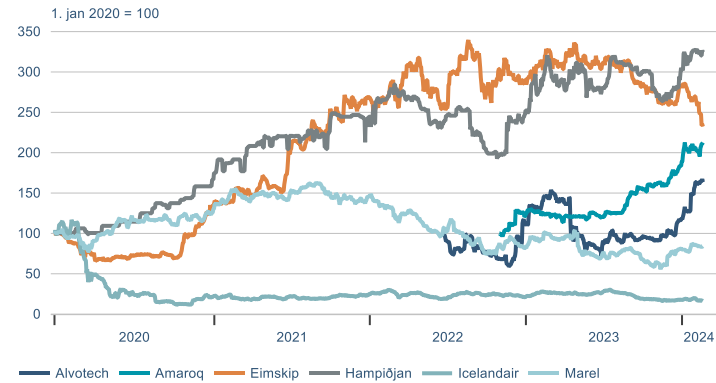


## Vix-vísitölur

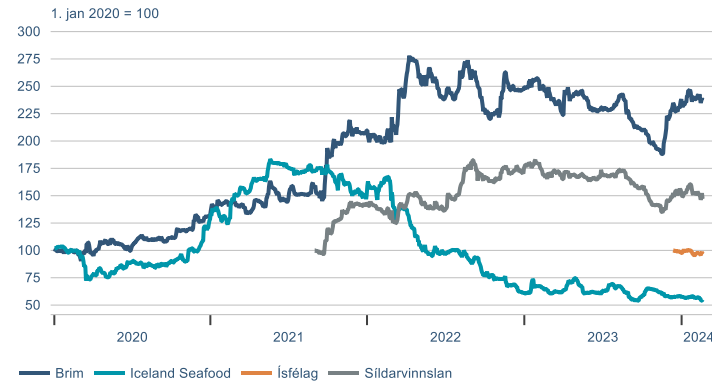


# Hlutabréf

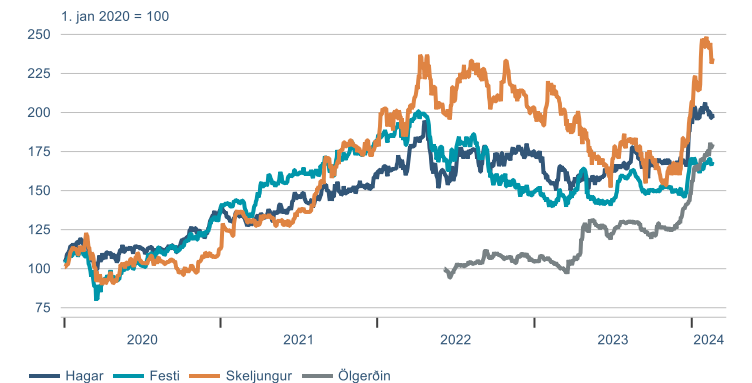
## Félög með tekjur í erlendri mynt



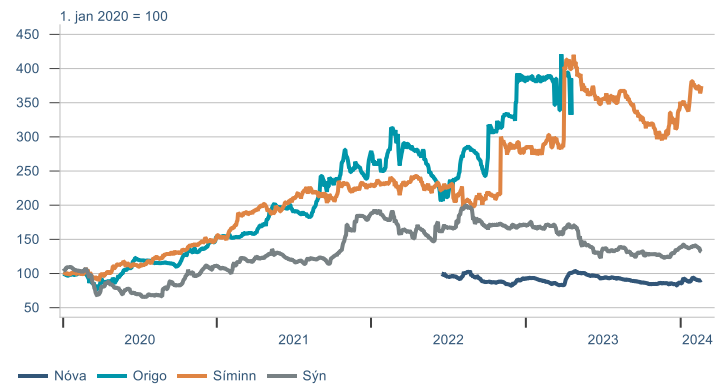
## Útvegsfyrirtæki



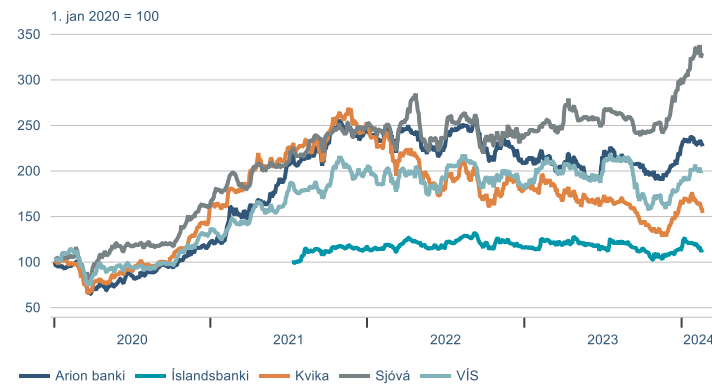
## Heild- og smásala



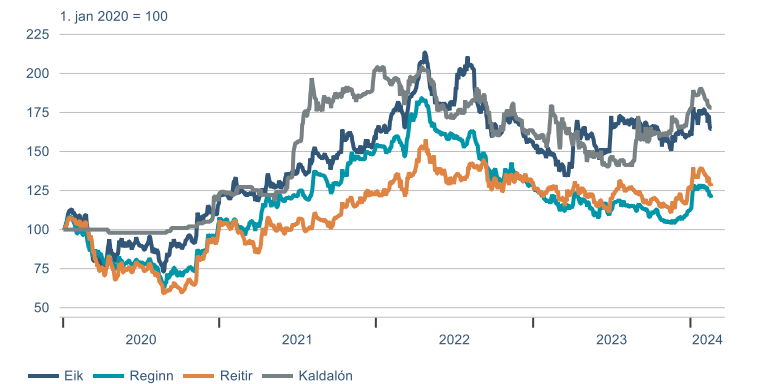
## Tæknifyrirtæki



## Fjármálafyrirtæki

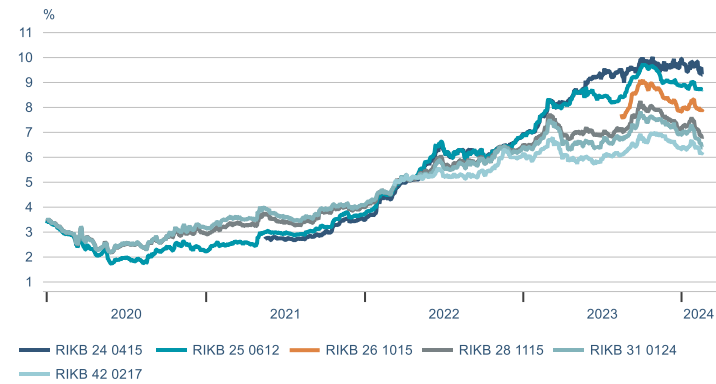


## Fasteignafélög

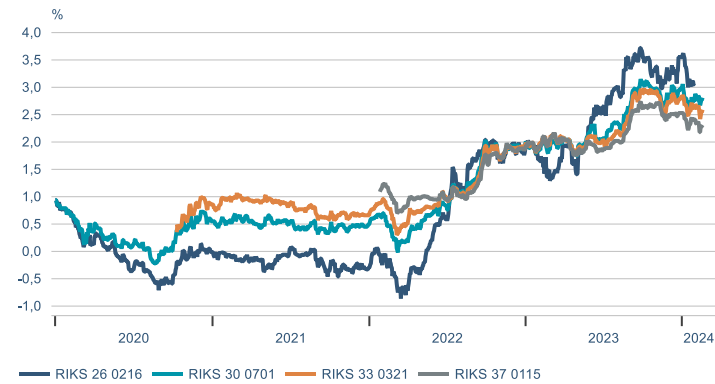


# Skuldabréf

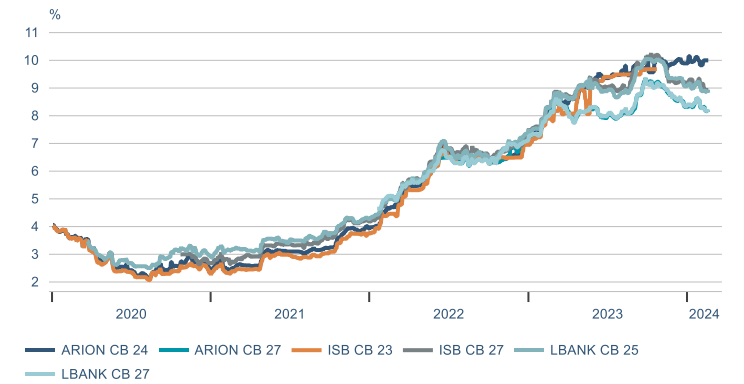
## Óverðtryggð ríkisbréf



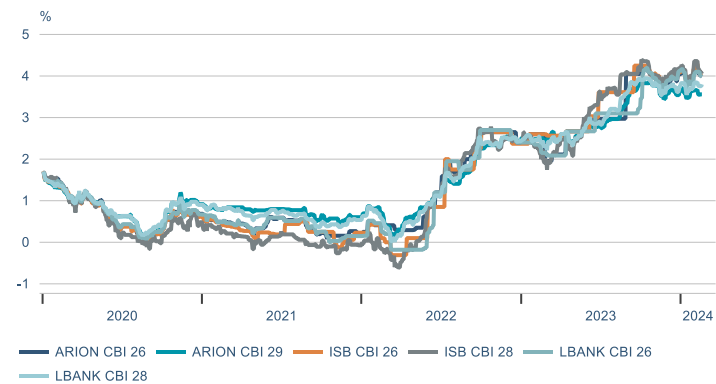
## Verðtryggð ríkisbréf



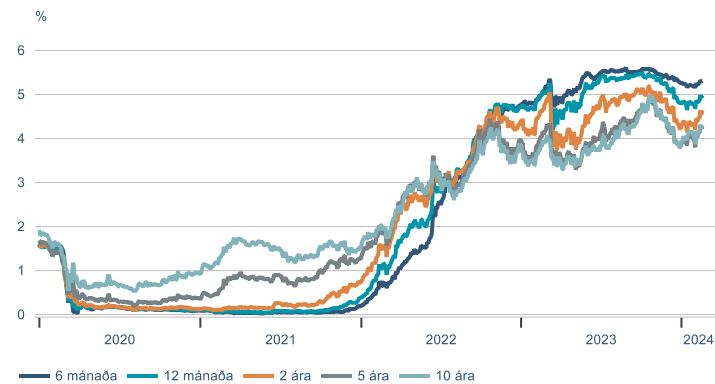
## Sértryggð skuldabréf - óverðtryggð



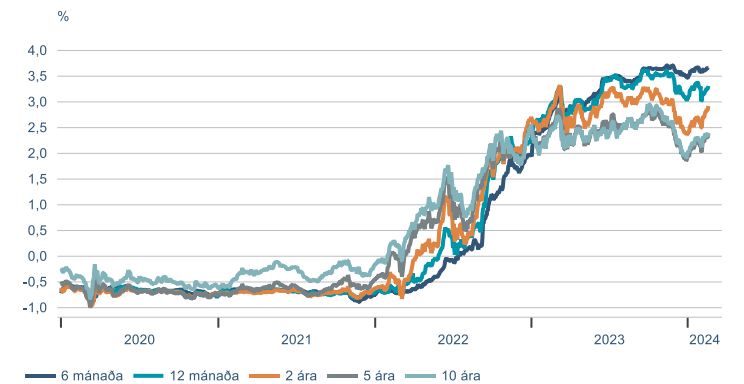
## Sértryggð skuldabréf - verðtryggð



## Bandarísk ríkisskuldabréf

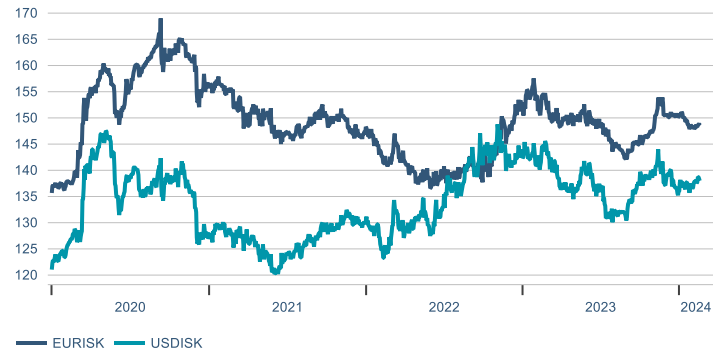


## Þýsk ríkisskuldabréf



# Gjaldeyrir

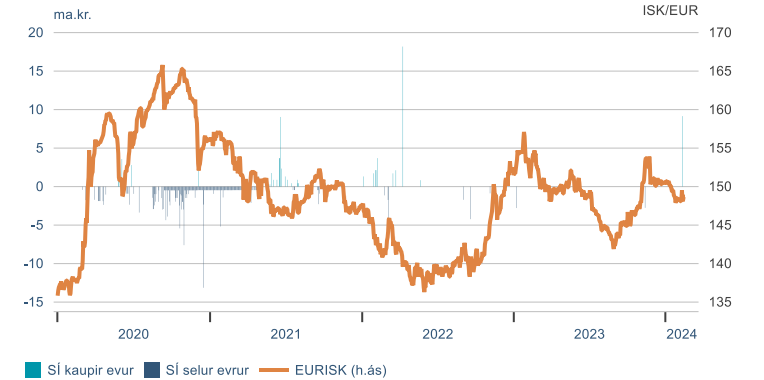
## Gengi krónunnar



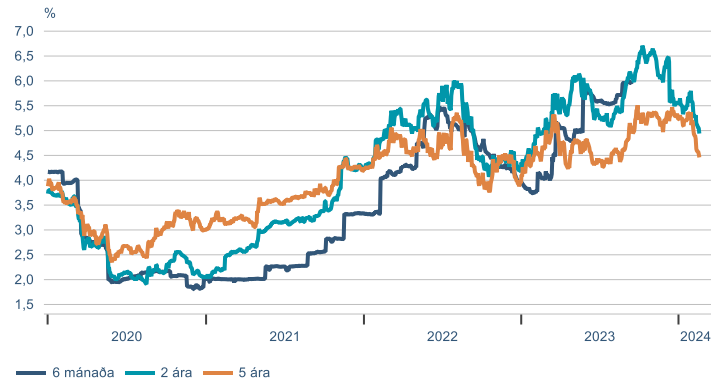
## Gengisvísitalan



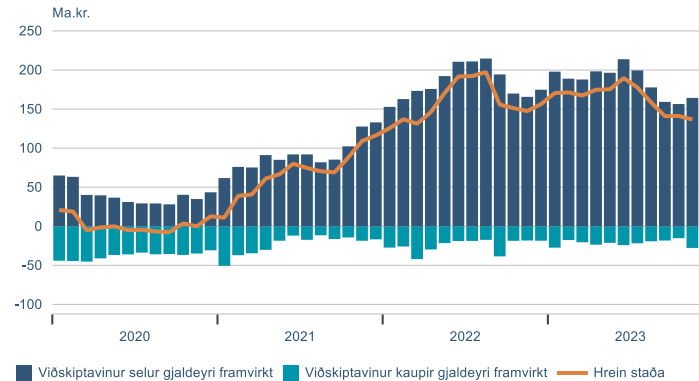
## Inngrip SÍ



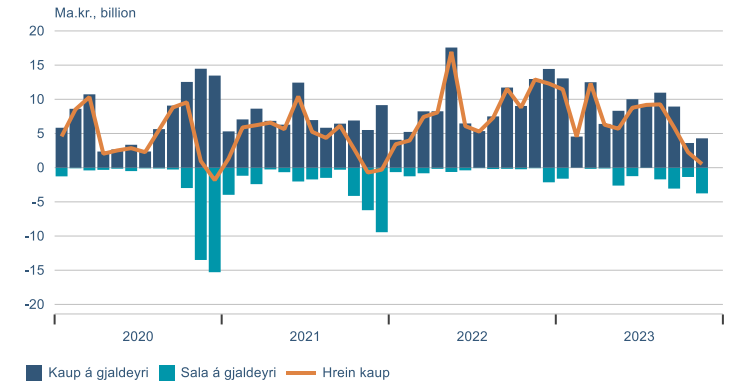
## Vaxtamunur við evru



## Staða framvirkra samninga með gjaldeyri

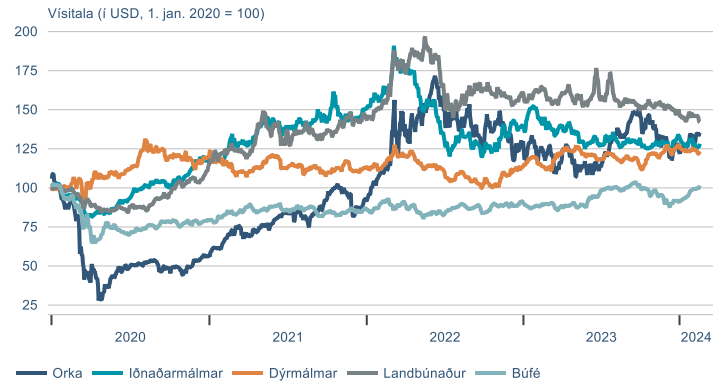


## Gjaldeyrivíðskipti lífeyrissjóða



# Hrávörur

## S&P GSCI hrávöruvísitölur



## Álverð



## Heimsmarkaðsverð á olíu



## Baltic exchange flutningsvísitölur





| Hlutabréf       |        | ávöxtun |        |        |        |
|-----------------|--------|---------|--------|--------|--------|
|                 |        | Áramót  | 1M     | 3M     | 12M    |
| OMXI10          | 2541,1 | 3,4%    | 1,4%   | 20,9%  | -6,3%  |
| OMXI10GI        | 3192,5 | 3,4%    | 1,4%   | 20,9%  | -3,7%  |
| Alvotech        | 2180,0 | 37,5%   | 28,2%  | 67,7%  | 11,8%  |
| Amaroq          | 135,0  | 12,5%   | 5,1%   | 31,7%  | 70,9%  |
| Eimskip         | 398,0  | -17,8%  | -15,7% | -11,9% | -30,1% |
| Hampiðjan       | 150,0  | 7,1%    | 1,4%   | 21,0%  | 2,0%   |
| Icelandair      | 1,2    | -7,9%   | -11,5% | -6,8%  | -38,3% |
| Marel           | 496,0  | 5,1%    | 9,0%   | 35,9%  | -15,9% |
| Brim            | 83,4   | -0,2%   | -3,5%  | 26,0%  | -3,5%  |
| Iceland Seafood | 5,4    | -5,3%   | -3,6%  | -9,2%  | -15,0% |
| Ísfélag         | 159,0  | -0,6%   | -2,9%  |        |        |
| Síldarvinnslan  | 100,0  | -3,8%   | -7,4%  | 8,2%   | -13,0% |
| Festi           | 201,0  | -2,0%   | 0,8%   | 11,2%  | 17,5%  |
| Hagar           | 79,0   | -1,3%   | -0,6%  | 17,0%  | 24,4%  |
| Skeljungur      | 17,8   | 13,8%   | 9,6%   | 39,8%  | 9,8%   |
| Ölgerðin        | 18,0   | 17,7%   | 9,1%   | 42,5%  | 74,3%  |
| Nova            | 4,2    | 4,7%    | 1,2%   | 5,8%   | 2,9%   |
| Síminn          | 10,6   | 6,5%    | 9,8%   | 24,0%  | -4,3%  |
| Sýn             | 45,2   | -4,8%   | -5,0%  | 6,1%   | -25,1% |
| Arion           | 152,0  | 0,0%    | -2,6%  | 17,4%  | 7,0%   |
| Íslandsbanki    | 111,0  | 0,0%    | -7,1%  | 4,7%   | -7,8%  |
| Kvika           | 16,0   | -8,1%   | -8,6%  | 16,0%  | -17,7% |
| Sjóvá           | 43,8   | 9,5%    | 5,8%   | 35,6%  | 30,6%  |
| VÍS             | 18,0   | 5,3%    | 4,0%   | 22,4%  | -3,8%  |
| Eik             | 11,8   | 0,9%    | -4,1%  | 6,3%   | 11,2%  |
| Kaldalón        | 17,6   | 0,5%    | -4,3%  | 2,9%   | 2,4%   |
| Reginn          | 25,6   | 6,7%    | -5,9%  | 14,3%  | -1,3%  |
| Reitir          | 85,5   | 1,2%    | -5,5%  | 11,4%  | 0,6%   |

Leiðrétt fyrir arðgreiðslum

| Gjaldeyri |       | áramót | 1M    | 3M    | 12M    |
|-----------|-------|--------|-------|-------|--------|
| GVT       | 195,8 | -0,6%  | 0,1%  | -2,0% | -3,4%  |
| EUR       | 149,1 | -0,9%  | -0,1% | -2,7% | -3,4%  |
| USD       | 138,5 | 1,7%   | 0,9%  | -2,0% | -4,0%  |
| GBP       | 174,2 | 0,6%   | 0,4%  | -0,6% | 0,3%   |
| DKK       | 20,0  | -1,0%  | -0,1% | -2,7% | -3,4%  |
| SEK       | 13,2  | -2,4%  | 0,4%  | -0,8% | -4,4%  |
| NOK       | 13,1  | -1,9%  | -0,3% | 0,8%  | -6,8%  |
| CHF       | 157,1 | -3,3%  | -1,5% | -1,1% | 0,5%   |
| JPY       | 0,92  | -4,3%  | -1,5% | -1,4% | -14,5% |

| Hlutabréfavisitölur |        | áramót | 1M   | 3M    | 12M   |
|---------------------|--------|--------|------|-------|-------|
| OMXI15              | 2541,1 | 3,3%   | 1,4% | 20,9% | -6,3% |
| OMXN40              | 2704,3 | 6,6%   | 7,0% | 15,5% | 16,8% |
| S&P 500             | 5005,6 | 4,9%   | 5,0% | 11,0% | 22,4% |
| FTSE 100            | 7711,7 | -0,3%  | 2,0% | 4,1%  | -3,8% |

| Ríkisskuldabréf | krafa | verð  | meðalt. | ávöxtun |       |      |      |
|-----------------|-------|-------|---------|---------|-------|------|------|
|                 |       |       |         | áramót  | 1M    | 3M   | 12M  |
| RIKB 24 0415    | 9,81% | 98,9  | 0,2     | 1,3%    | 0,8%  | 2,4% | 7,4% |
| RIKB 25 0612    | 8,74% | 99,1  | 1,2     | 1,2%    | 0,8%  | 2,5% | 6,6% |
| RIKB 26 1015    | 7,83% | 97,4  | 2,5     | 1,0%    | 1,1%  | 3,6% | 7,4% |
| RIKB 28 1115    | 6,82% | 92,8  | 4,3     | 2,0%    | 2,7%  | 5,4% | 7,9% |
| RIKB 31 0124    | 6,39% | 100,6 | 5,8     | 3,8%    | 4,4%  | 7,5% | 9,4% |
| RIKB 35 0917    | 6,36% | 105,1 | 8,2     | 3,1%    | 4,1%  | 7,8% |      |
| RIKB 42 0217    | 6,21% | 81,8  | 12,1    | 2,1%    | 3,1%  | 8,8% | 7,9% |
| RIKS 26 0216    | 3,49% | 96,2  | 2,0     | 0,9%    | -0,4% | 0,9% | 5,2% |
| RIKS 30 0701    | 2,81% | 102,5 | 5,7     | 1,5%    | -0,2% | 1,0% | 4,1% |
| RIKS 33 0321    | 2,59% | 103,3 | 7,9     | 2,2%    | -0,2% | 1,1% | 4,4% |
| RIKS 37 0115    | 2,31% | 85,5  | 12,1    | 3,2%    | -0,5% | 3,6% | 5,2% |

---

Þessi samantekt og/eða umfjöllun er markaðsefni ætlað til upplýsingar en ekki sem grundvöllur viðskipta. Markaðsefni þetta felur hvorki í sér fjárfestingarráðgjöf né óháða fjárfestingargreiningu. Lagakröfur sem gilda um fjárfestingarráðgjöf og fjárfestingargreiningu eiga því ekki við, þ.m.t. bann við viðskiptum fyrir dreifingu.

Upplýsingar um þróun gengis innlendra hlutabréfa, skuldabréfa og/eða vísitalna koma frá Nasdaq Iceland – Kauphöllinni. Á ytri vef Landsbankans er hægt að nálgast nánari upplýsingar með því að smella á viðkomandi hlutabréf, skuldabréfaflokk eða vísitölu. Upplýsingar um þróun gengis erlendra fjármálagerna, vísitalna og/eða sjóða koma frá aðilum sem Landsbankinn hefur metið áreiðanlega. Þróun gengis í fortíð gefur ekki vísbendingu um framtíðarþróun.

Upplýsingar um fyrri árangur sjóða Landsbréfa byggja á upplýsingum frá Landsbréfum. Á ytri vef Landsbankans er hægt að nálgast nánari upplýsingar með því að smella á heiti viðkomandi sjóðs, þ.m.t. um árangur síðastliðinna fimm ára. Upplýsingar um fyrri árangur sjóða sýna nafnávöxtun, nema annað sé tekið fram. Ef fyrri árangur sjóða byggir á erlendum gjaldmiðli getur ávöxtun aukist eða minnkað vegna gengissveiflna. Árangur í fortíð gefur ekki áreiðanlega vísbendingu um framtíðarárangur.

Verðbréfi viðskipti fela í sér áhættu og eru lesendur hvattir til að kynna sér Áhættulýsingu vegna viðskipta með fjármálagerna og Stefnu Landsbankans um hagsmunaárekstra sem finna má á ytri vef Landsbankans.

Landsbankinn er viðskiptabanki sem starfar samkvæmt lögum nr. 161/2002, um fjármálafyrirtæki, og starfar undir leyfi og eftirliti Fjármálaeftirlits Seðlabanka Íslands ([www.fme.is](http://www.fme.is)).