

# Vikubyrjun 12. febrúar 2024

---

Hagfræðideild



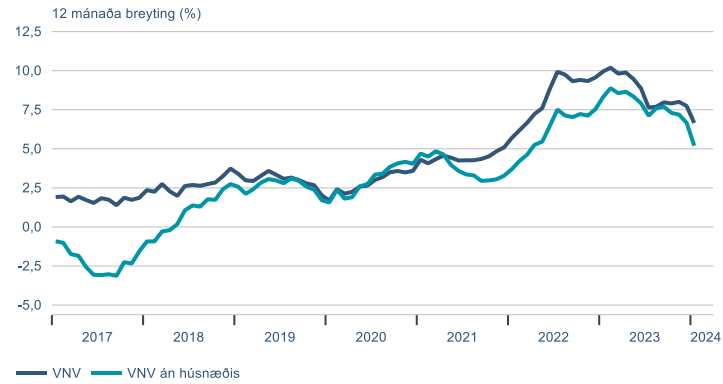
# Dagatal

Vikud.	Dag.	kl.	Viðburður	Tímabil	Birtingaraðili
mán	12. feb.		<b>Ársuppgjör</b> Skuldabréfaútböð (LSS 39 0303)	<b>2023</b>	<b>Reitir</b> Lánasjóður sveitarfélaga
þri	13. feb.	09:00	<b>Ársuppgjör</b> Efnahagslegar skammtímatölur	<b>2023</b>	<b>Eimskip</b> Hagstofan
mið	14. feb.	09:00	<b>Ársuppgjör</b> Skuldabréfaútböð (RVK 32 1 og RVKN 35 1) Gjaldeyrisforði og tengdir liðir	<b>2023</b> jan	<b>Reginn</b> Reykjavíkurborg Seðlabankinn
fim	15. feb.	09:00	<b>Ársuppgjör</b> <b>Ársuppgjör</b> HFF150224 á gjalddaga Skammtímahagvísar ferðapjónustu	<b>2023</b> <b>2023</b> feb	<b>Eik</b> <b>Kvika banki</b> ÍL-sjóður Hagstofan
		09:00	Fiskafli ARBO 08 1 á gjalddaga FDH 09 1 á gjalddaga LSS150224 á gjalddaga	jan	Hagstofan Sveitarfélagið Árborg Múlaþing Lánasjóður sveitarfélaga
fös	16. feb.	09:00	<b>Lok verðkönnunarviku</b> <b>Greiðslumiðlun</b> Fjöldi leigusamninga um íbúðarhúsnæði	<b>feb</b> <b>jan</b> jan	<b>Hagstofan</b> <b>Seðlabankinn</b> HMS

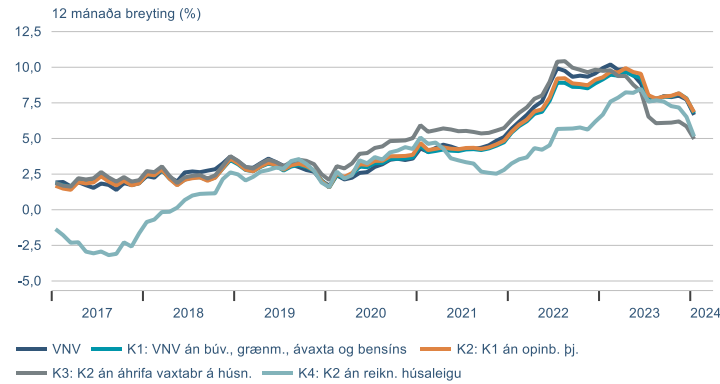
▶ Efnahagsmál

# Verðlag

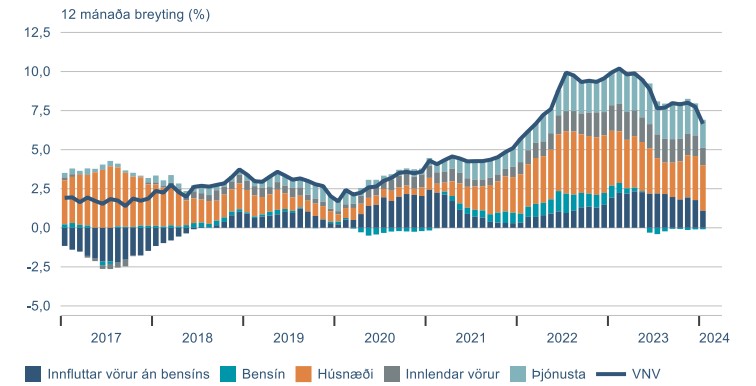
## Visitala neysluverðs



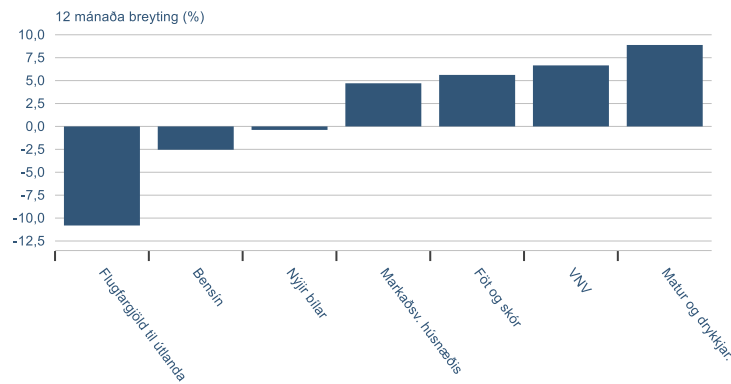
## Kjarnavísitölur



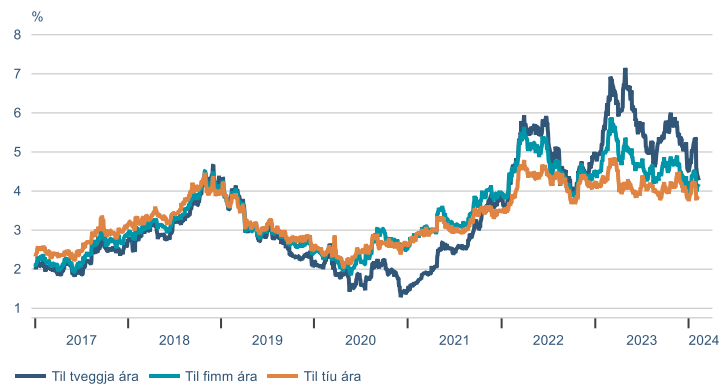
## Framlag undirliða verðbólgu



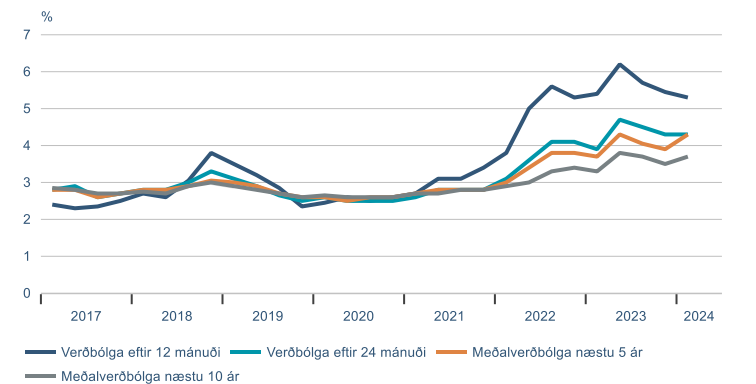
## Valdir undirliðir



## Verðbólguálag á skuldabréfamarkaði



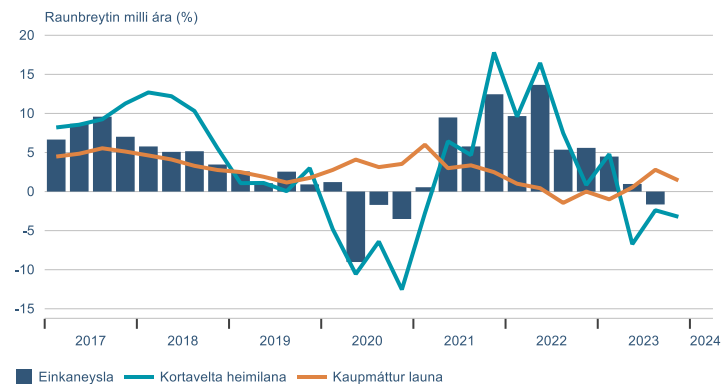
## Væntingakönnun markaðsaðila



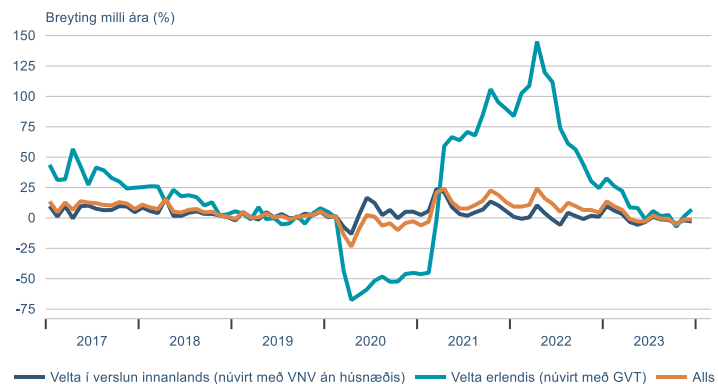


# Heimilin

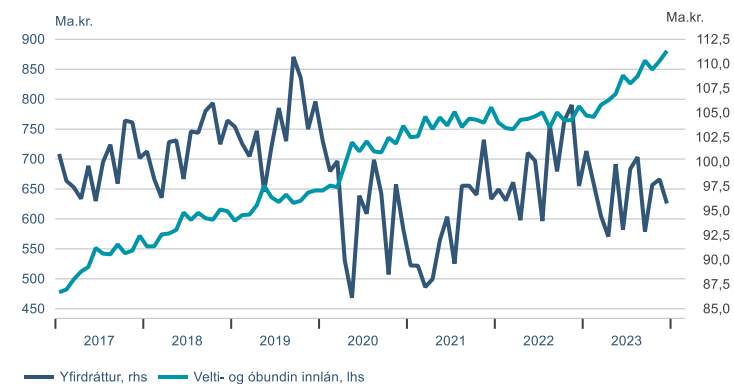
## Einkaneysla, kortavelta og laun



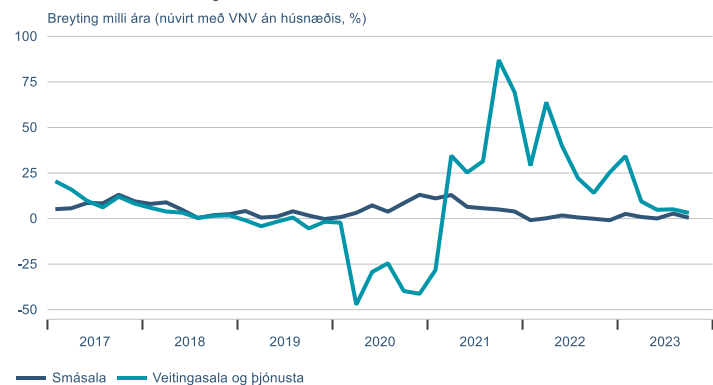
## Greiðslukortavelta



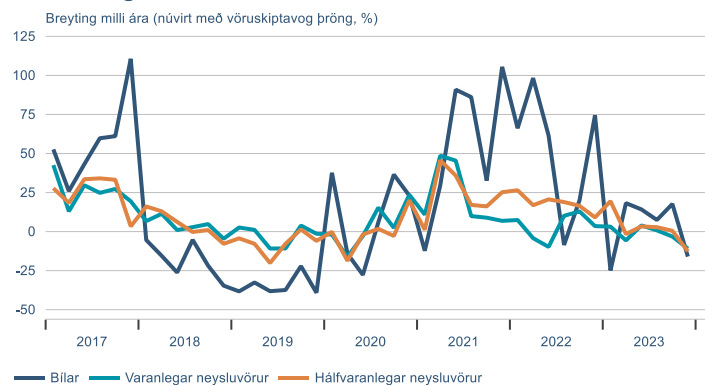
## Innlán og yfirdráttur heimilanna



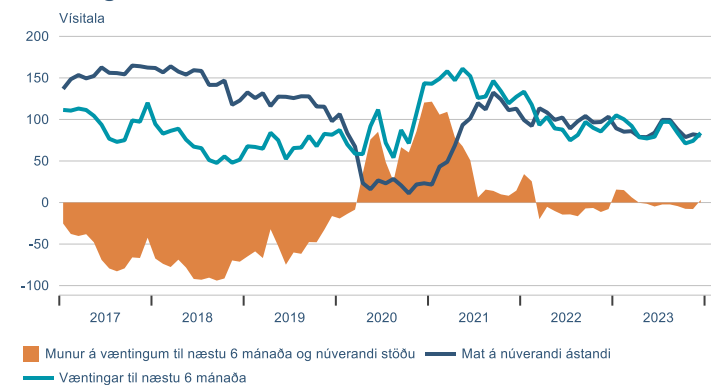
## Velta skv. VSK-skýrslum



## Innflutningur

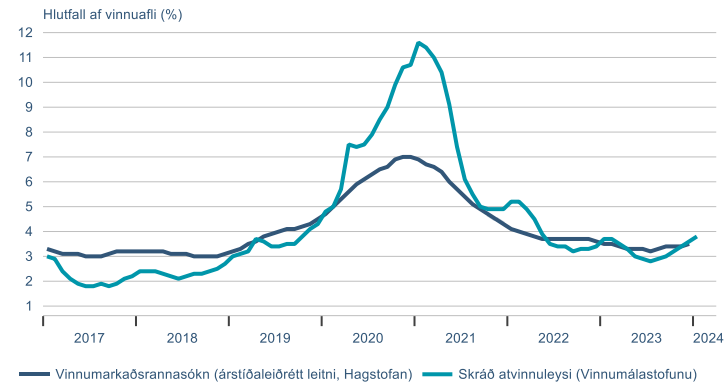


## Vætingavísitala

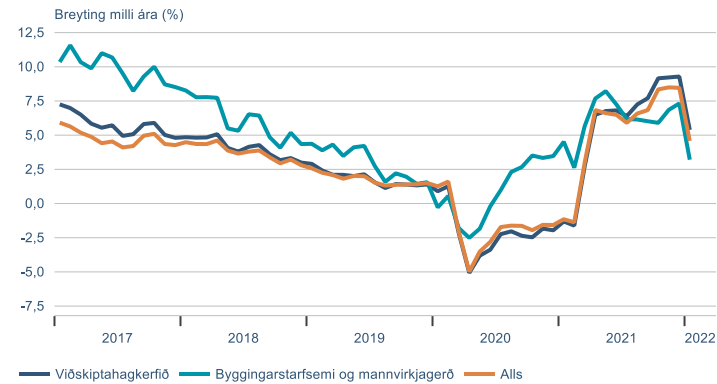


# Vinnumarkaðurinn

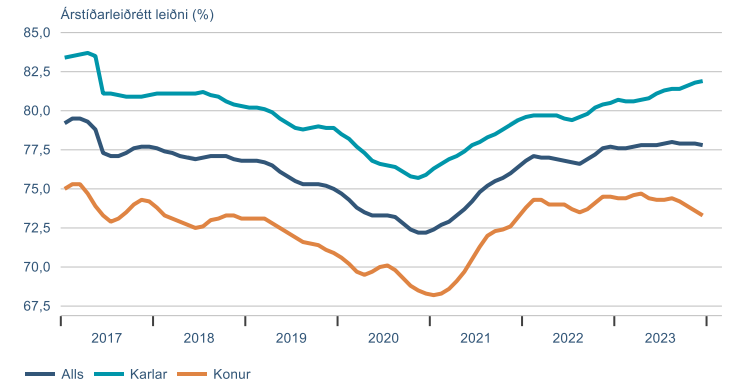
## Atvinnuleysi



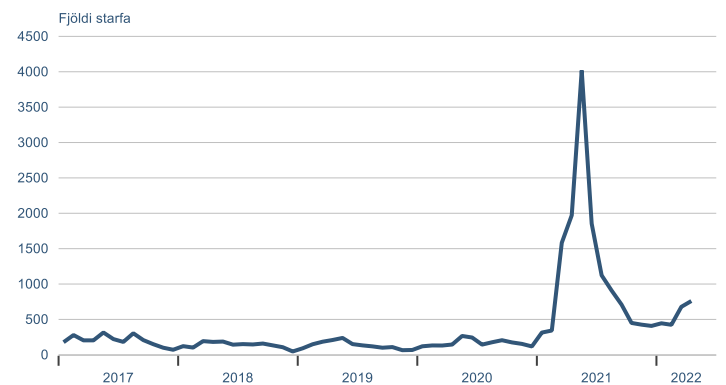
## Fjöldi launagreiðenda



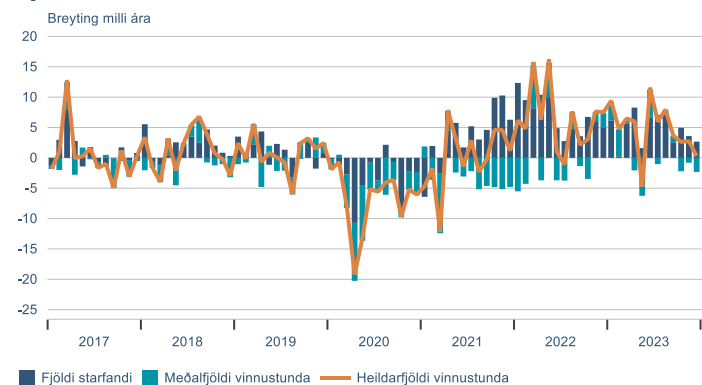
## Atvinnupáttaka



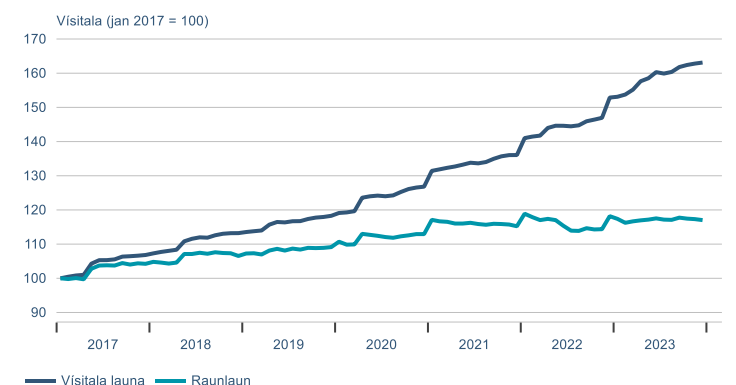
## Laus störf



## Fjöldi vinnustunda

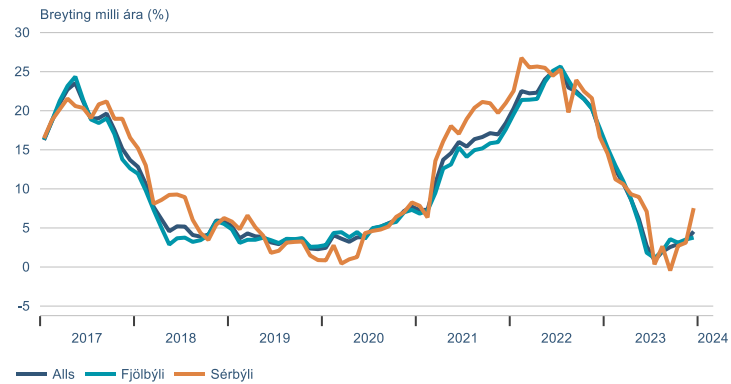


## Laun

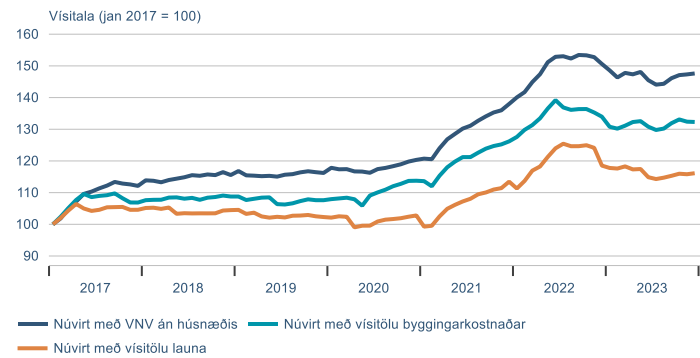


# Fasteignamarkaðurinn

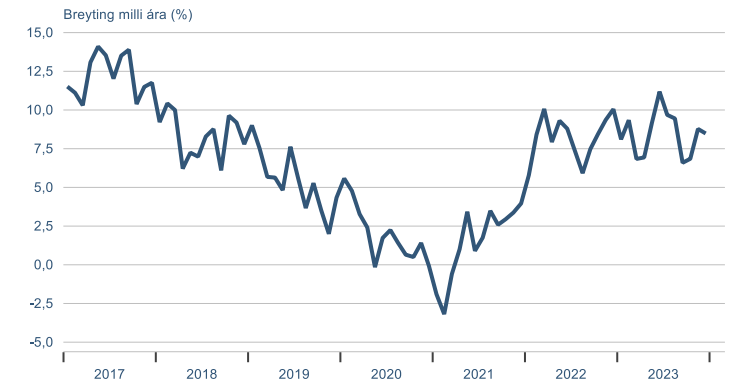
## Vísitala íbúðaverðs á höfuðborgarsvæðinu



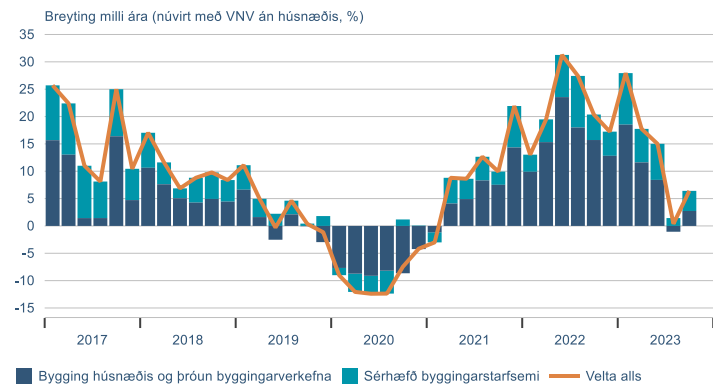
## Vísitala íbúðaverðs á höfuðborgarsvæðinu á mótí undirliggjandi hagstærðum



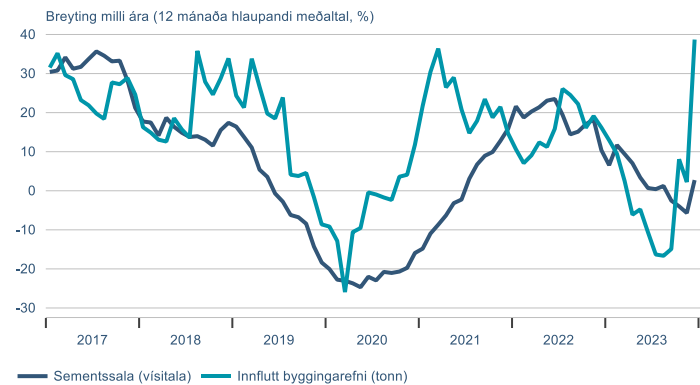
## Vísitala leiguverðs



## Velta í byggingariðnaði

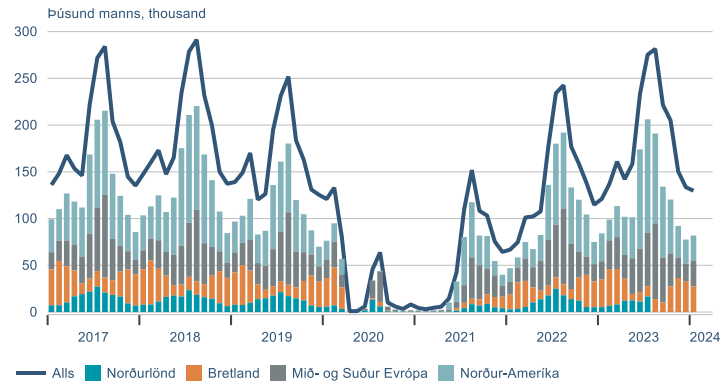


## Byggingavörur

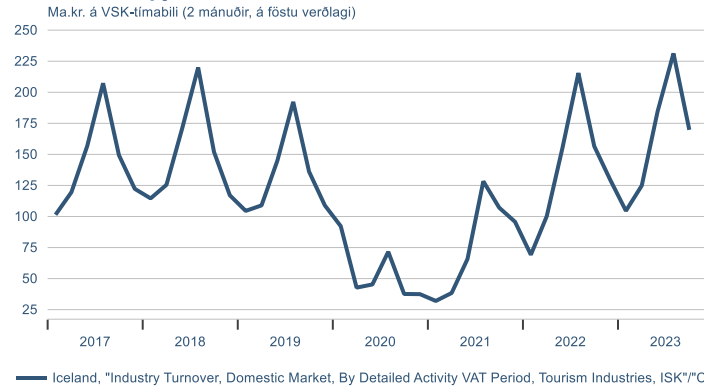


# Ferðaþjónustan

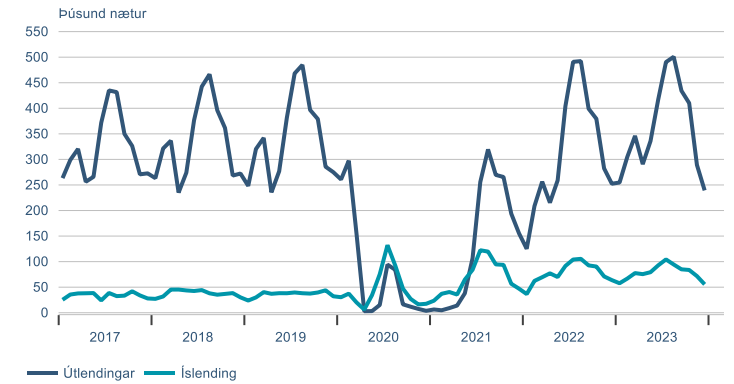
## Erlendir ferðamenn um Leifstöð



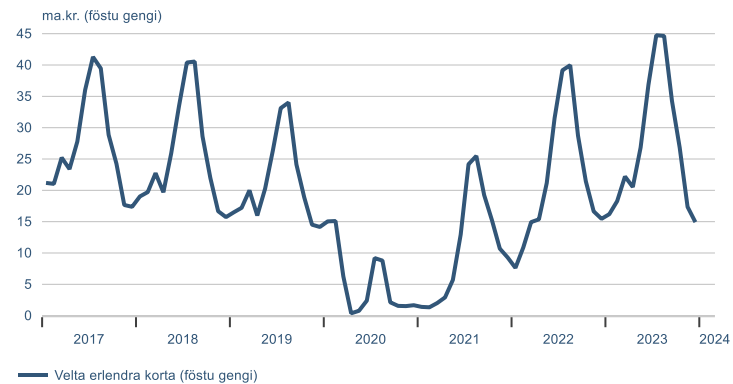
## Velta í ferðaþjónustu



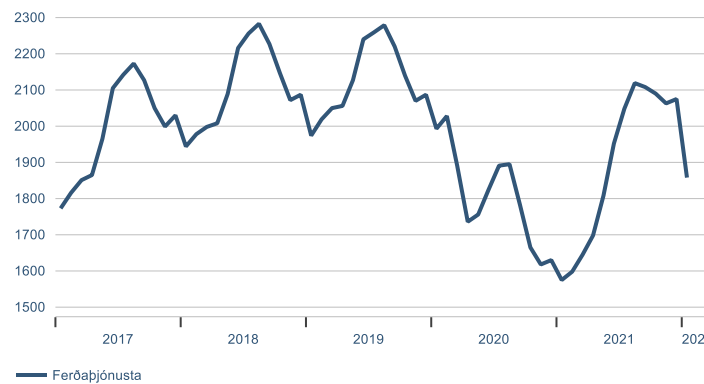
## Gistinætur á hótélum



## Velta erlendra greiðslukorta



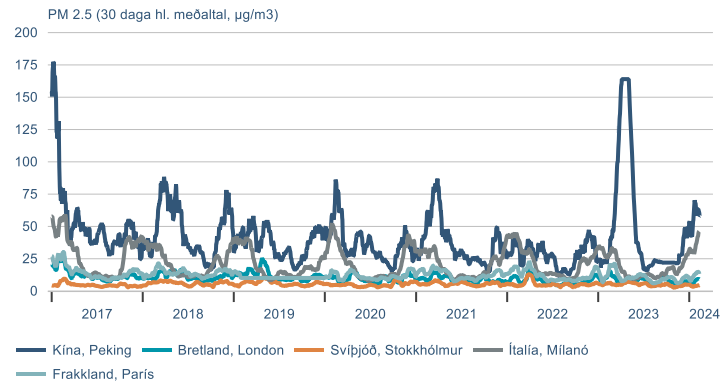
## Fjöldi launagreiðenda í ferðaþjónustu



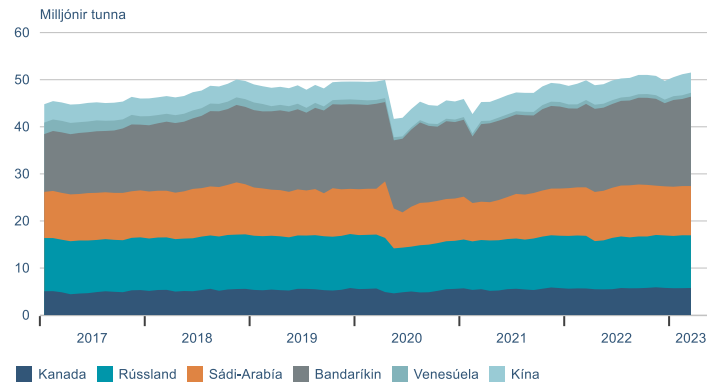


# Sjálfbærni

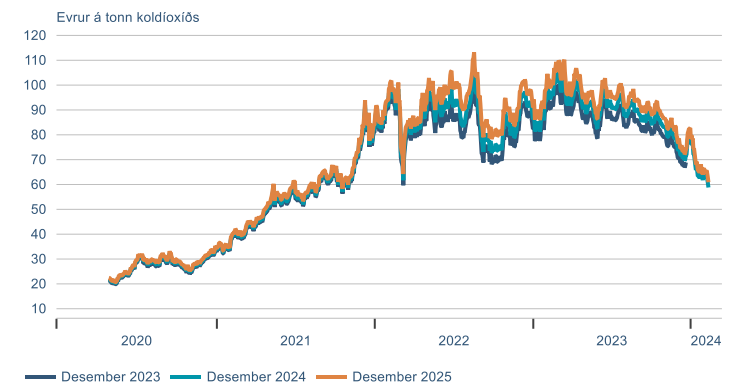
## Magn svifryks



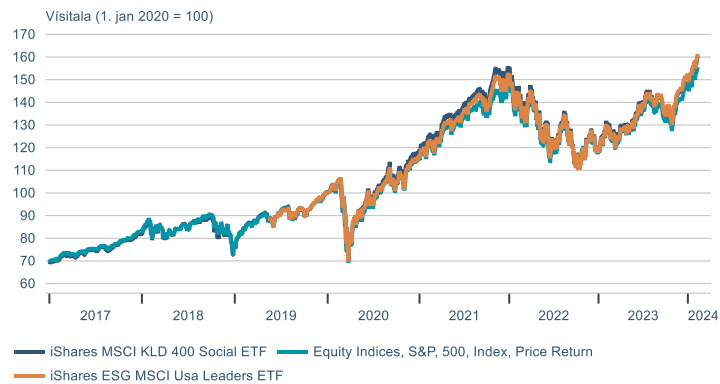
## Framleiðsla hráolíu



## EUA Losunarheimildir innan ETS viðskiptakerfisins



## UFS Hlutabréfavisitölur og S&P 500

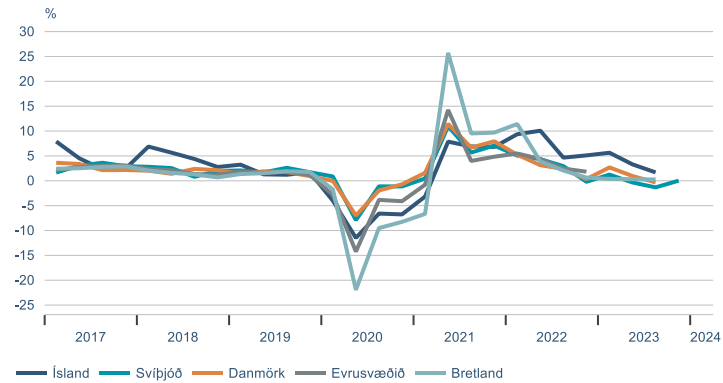


## Hlutabréfavisitölur orkufyrirtækja (hluti af Eurofirst 300)

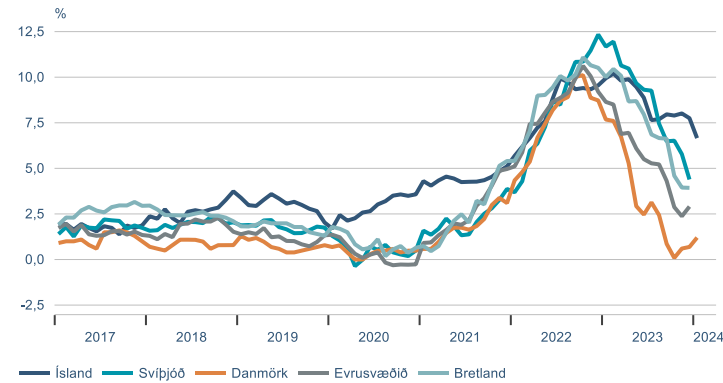


# Alþjóðlegur samanburður

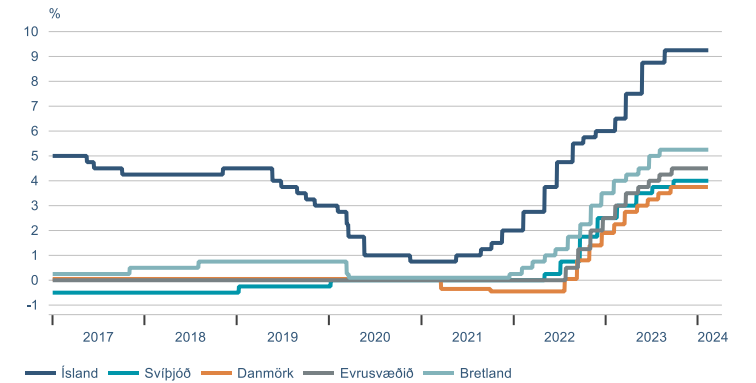
## Hagvöxtur



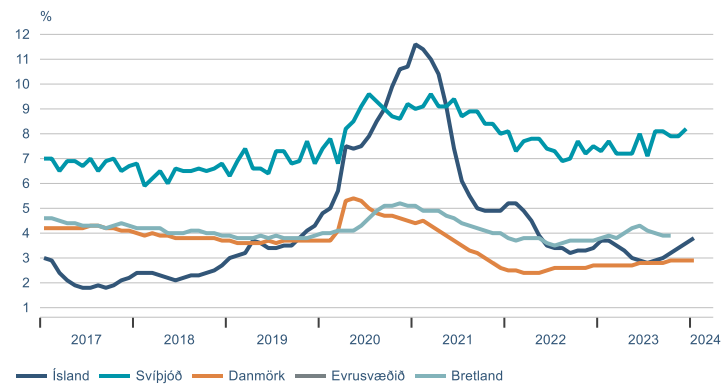
## Verðbólga



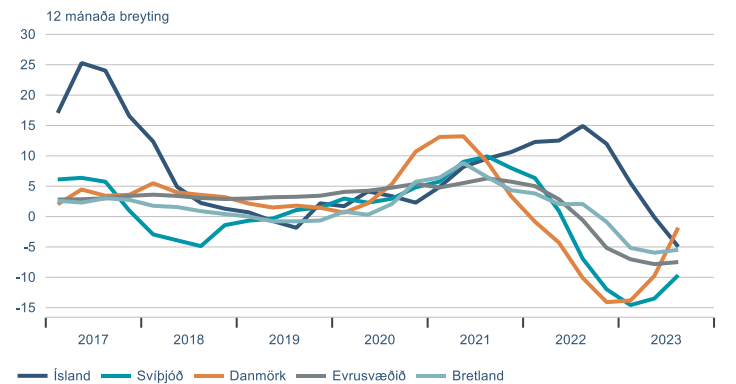
## Stýrivextir



## Atvinnuleysi



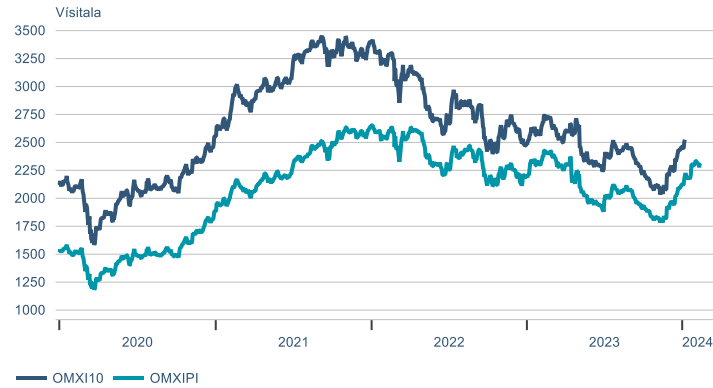
## Raunverð íbúða



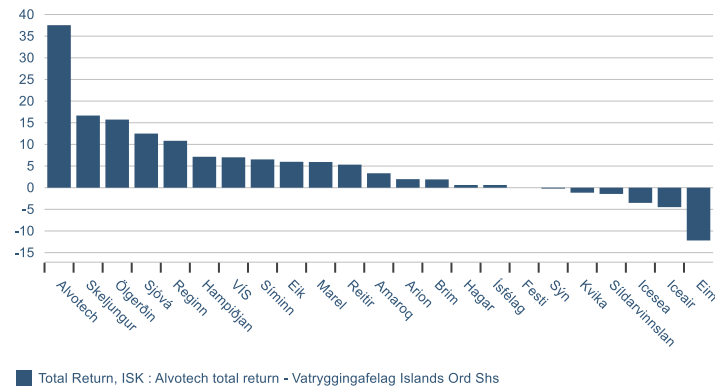
## ► Fjármálamarkaðir

# Hlutabréf

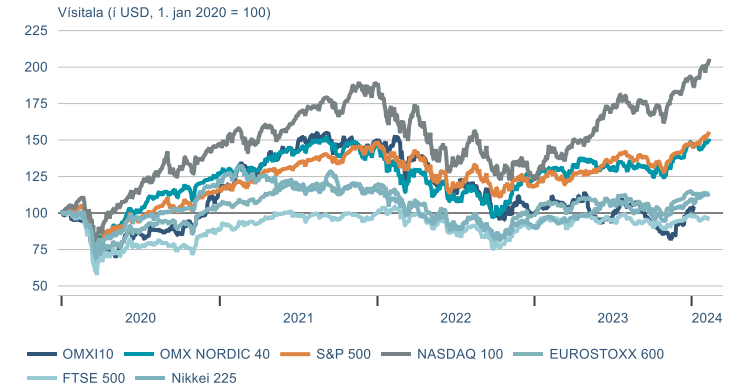
## OMX-vísitölur



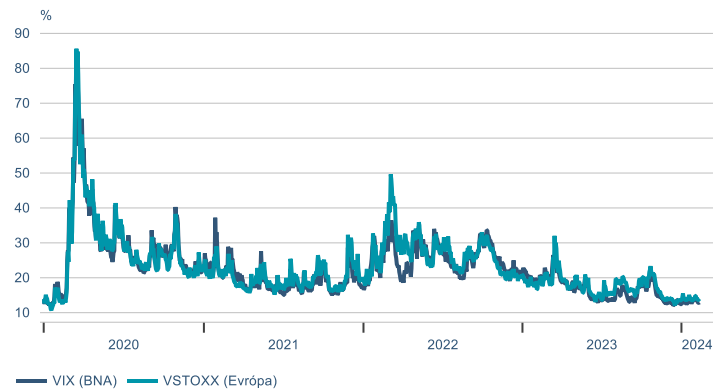
## Það sem af er ári



## Hlutabréfavísitölur

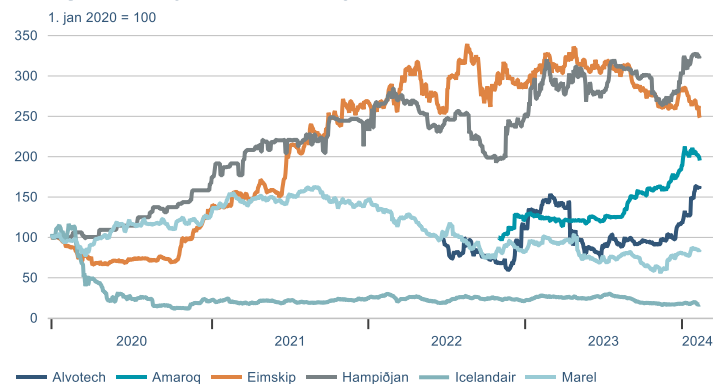


## Vix-vísitölur



# Hlutabréf

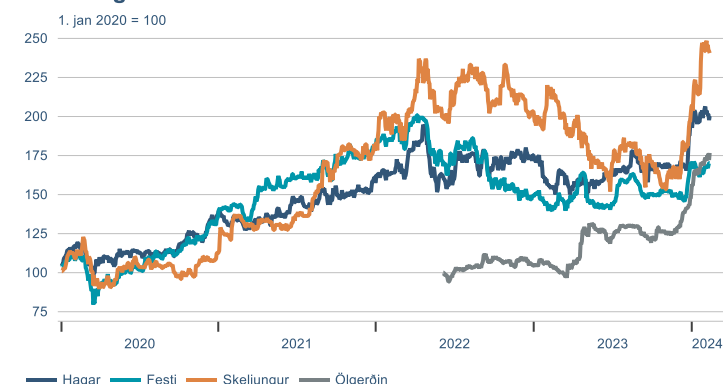
## Félög með tekjur í erlendri mynt



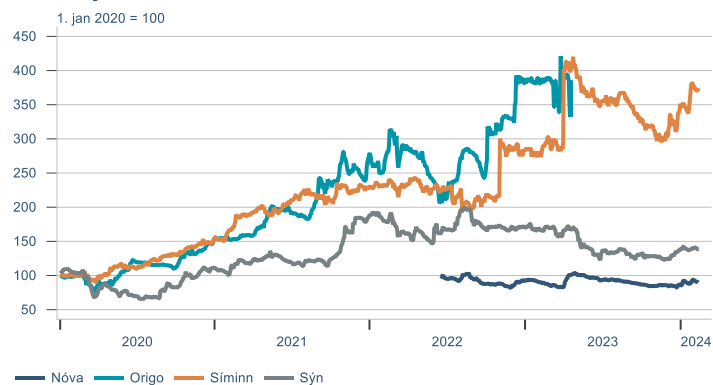
## Útvegsfyrirtæki



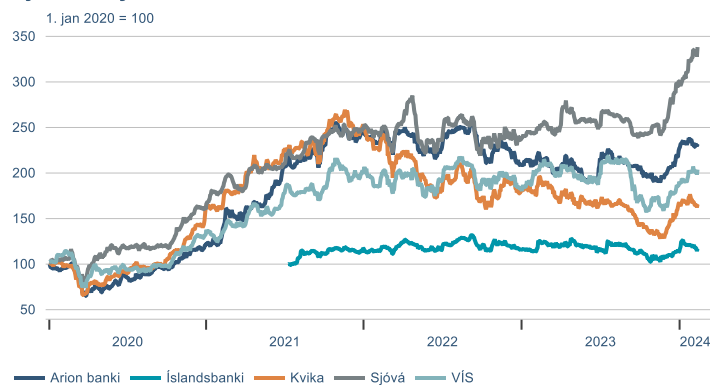
## Heild- og smásala



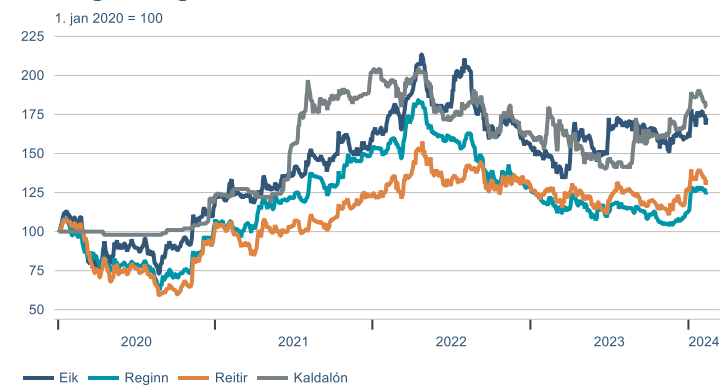
## Tæknifyrirtæki



## Fjármálafyrirtæki

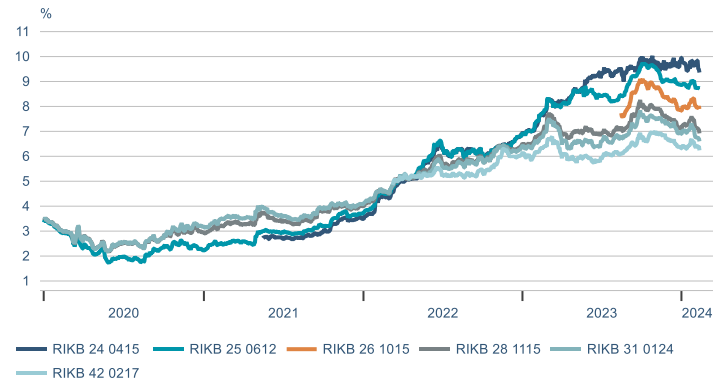


## Fasteignafélög

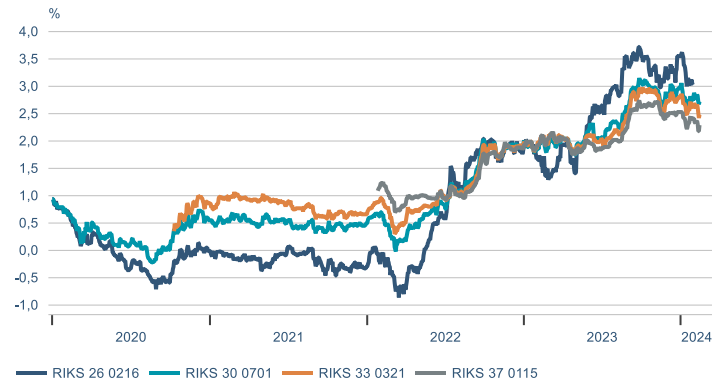


# Skuldabréf

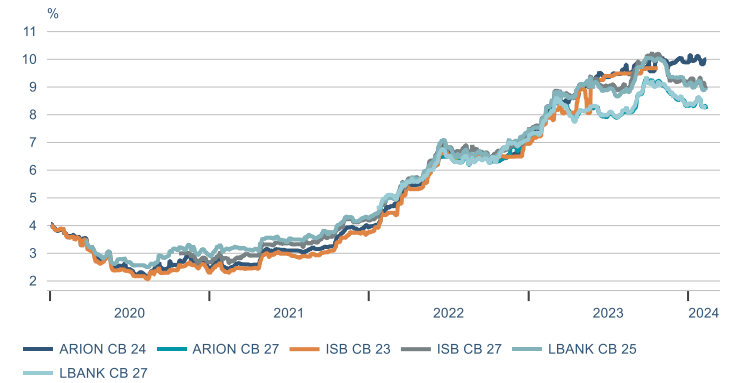
## Óverðtryggð ríkisbréf



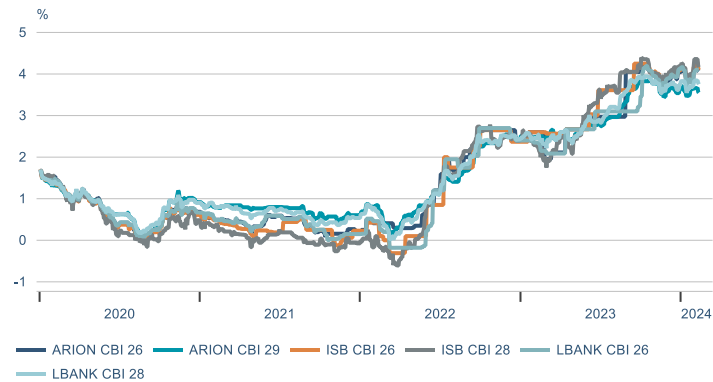
## Verðtryggð ríkisbréf



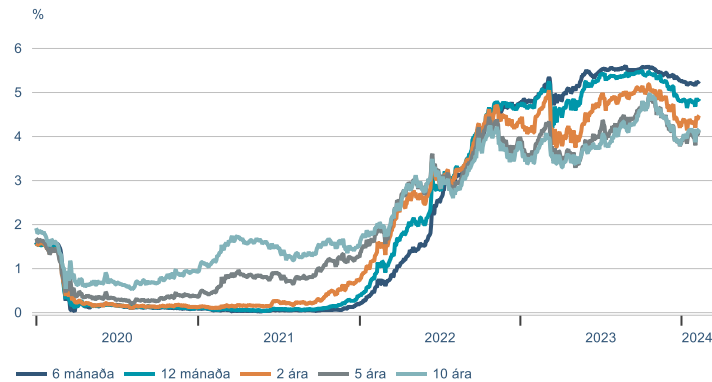
## Sértryggð skuldabréf - óverðtryggð



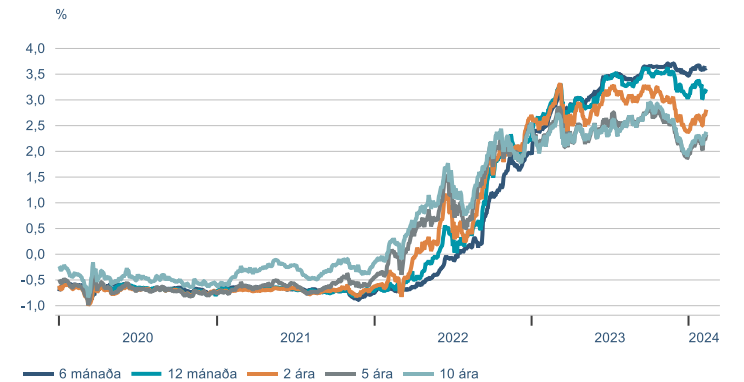
## Sértryggð skuldabréf - verðtryggð



## Bandarísk ríkisskuldabréf



## Þýsk ríkisskuldabréf





# Gjaldeyrir

## Gengi krónunnar



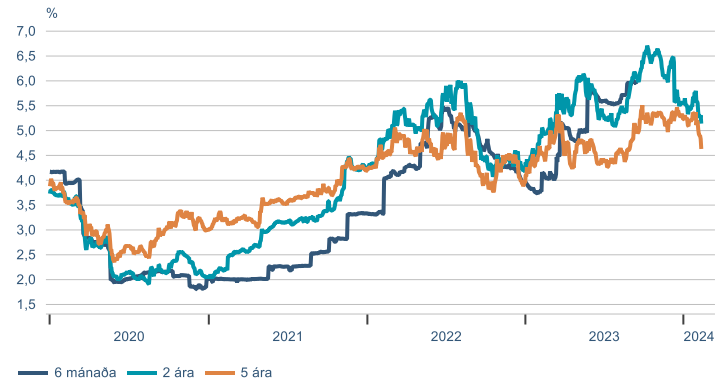
## Gengisvísitalan



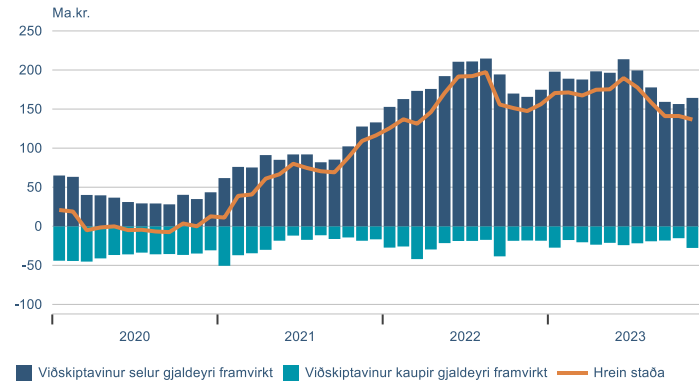
## Inngrip SÍ



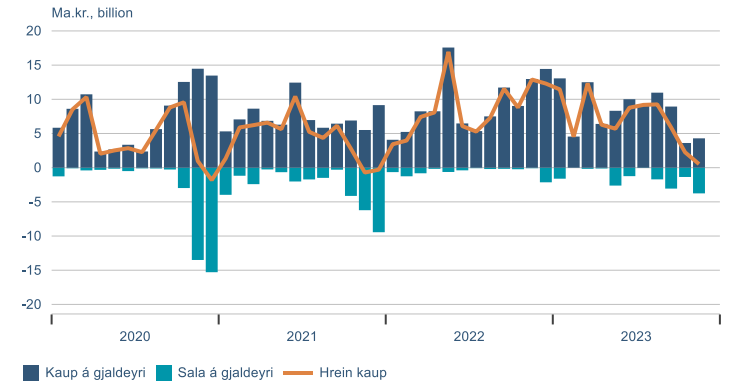
## Vaxtamunur við evru



## Staða framvirkra samninga með gjaldeyri

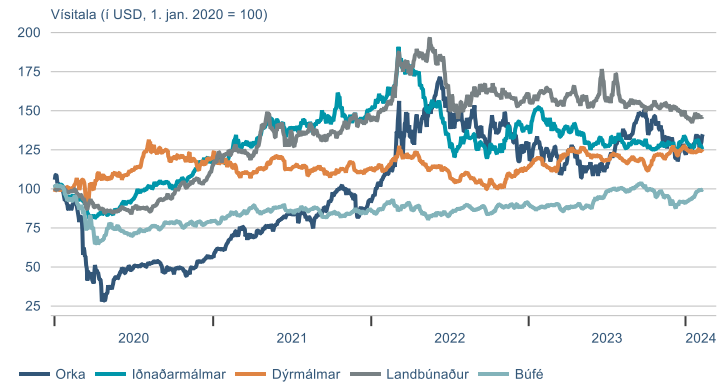


## Gjaldeyrsviðskipti lífeyrissjóða



# Hrávörur

## S&P GSCI hrávöruvísitölur



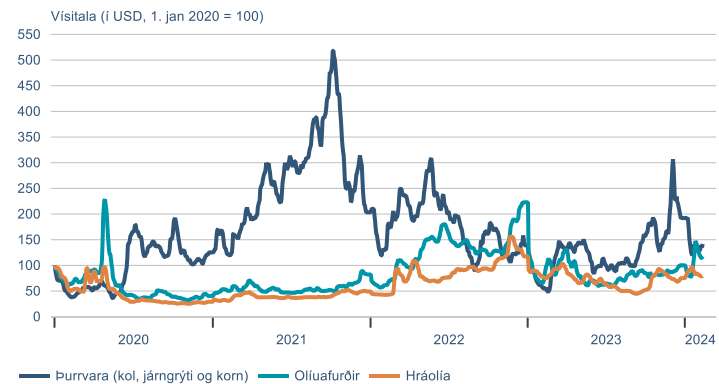
## Álverð



## Heimsmarkaðsverð á olíu



## Baltic exchange flutningsvísitölur



Hlutabréf		ávöxtun			
		Áramót	1M	3M	12M
OMXI10	2588,0	5,3%	2,2%	27,3%	-5,5%
OMXI10GI	3251,4	5,3%	2,2%	27,3%	-2,8%
Alvotek	2180,0	37,5%	27,1%	77,2%	12,7%
Amaroq	124,0	3,3%	-5,7%	19,8%	59,0%
Eimskip	425,0	-12,2%	-12,9%	-5,7%	-20,6%
Hampiðjan	150,0	7,1%	1,4%	22,0%	8,7%
Icelandair	1,3	-4,5%	-11,5%	-3,4%	-39,3%
Marel	500,0	5,9%	6,8%	52,9%	-14,9%
Brim	85,2	1,9%	3,6%	26,8%	-2,5%
Iceland Seafood	5,5	-3,5%	-0,9%	-9,1%	-14,7%
Ísfélag	161,0	0,6%	-1,2%		
Síldarvinnslan	102,5	-1,4%	-1,2%	7,0%	-13,9%
Festi	205,0	0,0%	0,5%	11,7%	21,6%
Hagar	80,5	0,6%	-1,2%	20,1%	24,8%
Skeljungur	18,2	16,7%	7,7%	46,8%	14,0%
Ölgerðin	17,7	15,7%	7,0%	41,2%	69,7%
Nova	4,2	3,7%	-2,6%	4,8%	0,5%
Síminn	10,6	6,5%	8,2%	22,2%	-2,6%
Sýn	47,4	-0,2%	-2,5%	8,2%	-17,4%
Arion	155,0	2,0%	-1,6%	22,0%	5,6%
Íslandsbanki	114,0	2,7%	-7,7%	10,7%	-6,8%
Kvika	17,2	-1,2%	-3,1%	24,7%	-15,6%
Sjóvá	45,0	12,5%	11,1%	33,5%	36,1%
VÍS	18,3	7,0%	5,2%	17,3%	-0,7%
Eik	12,4	6,0%	-0,8%	10,7%	17,4%
Kaldalón	17,8	1,3%	-4,5%	10,3%	-0,2%
Reginn	26,6	10,8%	-2,2%	19,8%	5,6%
Reitir	89,0	5,3%	-0,6%	16,3%	4,7%

Leiðrétt fyrir arðgreiðslum

Gjaldeyri		áramót	1M	3M	12M
GVT	194,5	-1,2%	-1,4%	-1,2%	-2,1%
EUR	148,1	-1,6%	-1,6%	-1,9%	-2,0%
USD	137,5	0,9%	-0,1%	-2,6%	-2,0%
GBP	173,3	0,1%	-1,0%	0,2%	1,5%
DKK	19,9	-1,6%	-1,5%	-1,8%	-2,1%
SEK	13,1	-3,2%	-2,2%	1,2%	-3,2%
NOK	13,0	-3,0%	-2,4%	2,7%	-6,2%
CHF	157,0	-3,4%	-2,8%	0,3%	2,8%
JPY	0,92	-4,4%	-3,7%	-1,5%	-14,3%

Hlutabréfavitölur		áramót	1M	3M	12M
OMXI15	2588,0	5,3%	2,2%	27,3%	-5,5%
OMXN40	2651,7	4,5%	4,3%	13,7%	14,6%
S&P 500	5026,6	5,4%	5,7%	15,6%	23,2%
FTSE 100	7572,6	-2,1%	-1,4%	1,6%	-4,3%

Ríkisskuldabréf	krafa	verð	meðalt.	ávöxtun			
				áramót	1M	3M	12M
RIKB 24 0415	9,95%	98,8	0,2	1,1%	0,9%	2,3%	7,3%
RIKB 25 0612	8,69%	99,1	1,3	1,1%	1,0%	3,1%	6,4%
RIKB 26 1015	7,91%	97,3	2,5	0,7%	0,9%	4,1%	6,8%
RIKB 28 1115	6,92%	92,4	4,3	1,5%	2,2%	5,9%	6,9%
RIKB 31 0124	6,61%	99,4	5,8	2,4%	3,1%	6,8%	7,6%
RIKB 35 0917	6,45%	104,4	8,2	2,3%	2,3%	6,8%	6,8%
RIKB 42 0217	6,24%	81,5	11,4	1,6%	2,8%	8,8%	6,7%
RIKS 26 0216	3,45%	96,3	2,0	1,0%	0,6%	1,5%	5,3%
RIKS 30 0701	2,71%	103,1	5,8	2,0%	1,0%	2,7%	5,3%
RIKS 33 0321	2,51%	103,9	7,9	2,8%	1,8%	4,2%	5,7%
RIKS 37 0115	2,20%	86,7	12,1	4,6%	3,0%	8,1%	8,2%

---

Þessi samantekt og/eða umfjöllun er markaðsefni ætlað til upplýsingar en ekki sem grundvöllur viðskipta. Markaðsefni þetta felur hvorki í sér fjárfestingarráðgjöf né óháða fjárfestingargreiningu. Lagakröfur sem gilda um fjárfestingarráðgjöf og fjárfestingargreiningu eiga því ekki við, þ.m.t. bann við viðskiptum fyrir dreifingu.

Upplýsingar um þróun gengis innlendra hlutabréfa, skuldabréfa og/eða vísitalna koma frá Nasdaq Iceland – Kauphöllinni. Á ytri vef Landsbankans er hægt að nálgast nánari upplýsingar með því að smella á viðkomandi hlutabréf, skuldabréfaflokk eða vísitölu. Upplýsingar um þróun gengis erlendra fjármálagerna, vísitalna og/eða sjóða koma frá aðilum sem Landsbankinn hefur metið áreiðanlega. Þróun gengis í fortíð gefur ekki vísbendingu um framtíðarþróun.

Upplýsingar um fyrri árangur sjóða Landsbréfa byggja á upplýsingum frá Landsbréfum. Á ytri vef Landsbankans er hægt að nálgast nánari upplýsingar með því að smella á heiti viðkomandi sjóðs, þ.m.t. um árangur síðastliðinna fimm ára. Upplýsingar um fyrri árangur sjóða sýna nafnávöxtun, nema annað sé tekið fram. Ef fyrri árangur sjóða byggir á erlendum gjaldmiðli getur ávöxtun aukist eða minnkað vegna gengissveiflna. Árangur í fortíð gefur ekki áreiðanlega vísbendingu um framtíðarárangur.

Verðbréfi viðskipti fela í sér áhættu og eru lesendur hvattir til að kynna sér Áhættulýsingu vegna viðskipta með fjármálagerna og Stefnu Landsbankans um hagsmunaárekstra sem finna má á ytri vef Landsbankans.

Landsbankinn er viðskiptabanki sem starfar samkvæmt lögum nr. 161/2002, um fjármálafyrirtæki, og starfar undir leyfi og eftirliti Fjármálaeftirlits Seðlabanka Íslands ([www.fme.is](http://www.fme.is)).