



Vikubyrjun 18. desember 2023

Hagfræðideild



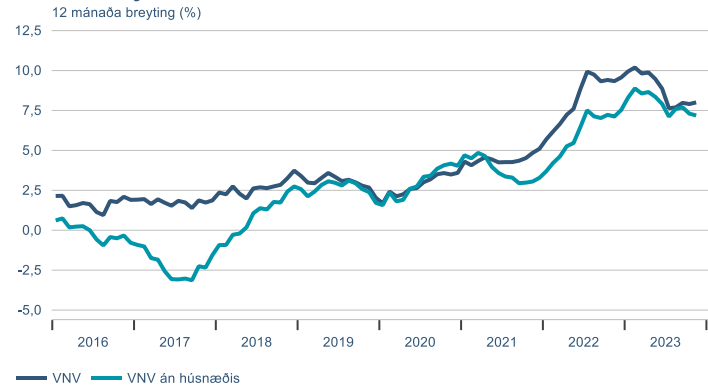
Dagatal

Vikud.	Dag.	kl.	Viðburður	Tímabil	Birtingaraðili
mán	18. des.		Útboð ríkisvíxla		Lánamál ríkisins
		09:00	Tryggingafélög	nóv	Seðlabankinn
þri	19. des.		Vísitala íbúðaverðs á höfuðborgarsvæðinu	nóv	HMS
		09:00	Nýskráningar félaga	nóv	Hagstofan
		09:00	Gjaldprot og fyrri virkni fyrirtækja	nóv	Hagstofan
mið	20. des.		Vísitala leiguverðs á höfuðborgarsvæðinu	nóv	HMS
			Erlendir ferðamenn á Íslandi	nóv	Ferðamálastofa
fim	21. des.	09:00	Vísitala neysluverðs	des	Hagstofan
		09:00	Launavísitala og tengdar vísitölur	nóv	Hagstofan
		09:00	Skammtímahagvísar ferðapjónustu	des	Hagstofan
		09:00	Útboð verðbréfa	nóv	Seðlabankinn
fös	22. des.		Hagvísar		Seðlabankinn
		09:00	Vinumarkaðurinn (mánaðarleg)	nóv	Hagstofan
			Ferðapjónustan í tölum	des	Ferðamálastofa
		09:00	Fiskafli	des '22	Hagstofan
		09:00	Gistinætur	nóv	Hagstofan
		09:00	Samræmd vísitala neysluverðs	nóv	Hagstofan
		09:00	Vísitala byggingarkostnaðar	des	Hagstofan
		09:00	Vísitala framleiðsluverðs	okt	Hagstofan
		09:00	Bankakerfi	nóv	Seðlabankinn
			Uppfærsla kaup- og leigu skrár	nóv	HMS
			Viðskipti með atvinnuhúsnæði	nóv	HMS

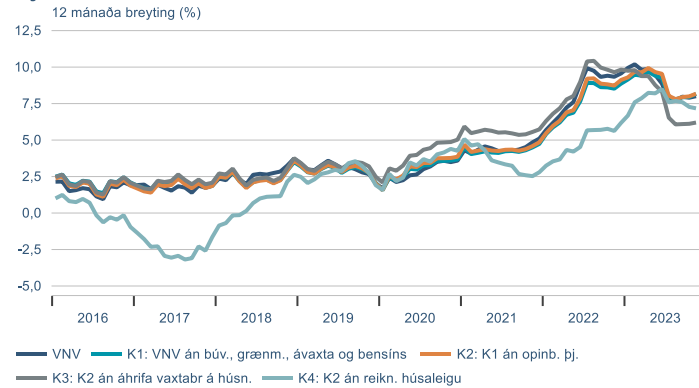
▶ Efnahagsmál

Verðlag

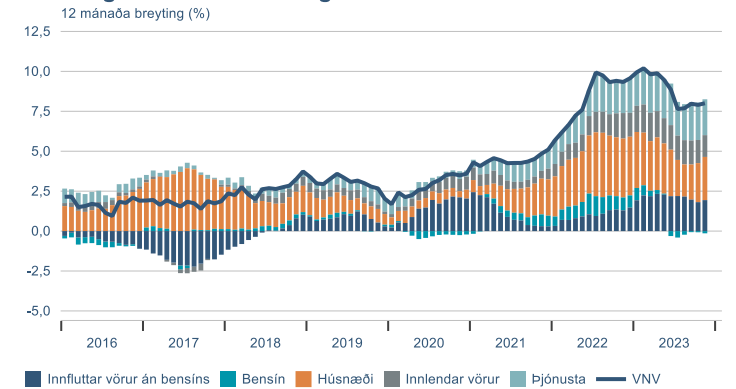
Viðitala neysluverðs



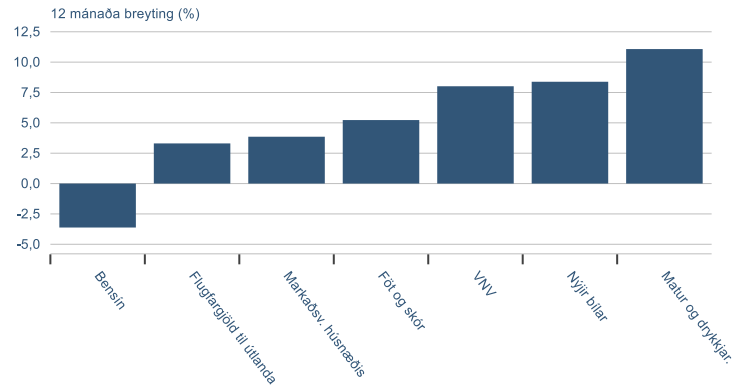
Kjarnavísitölur



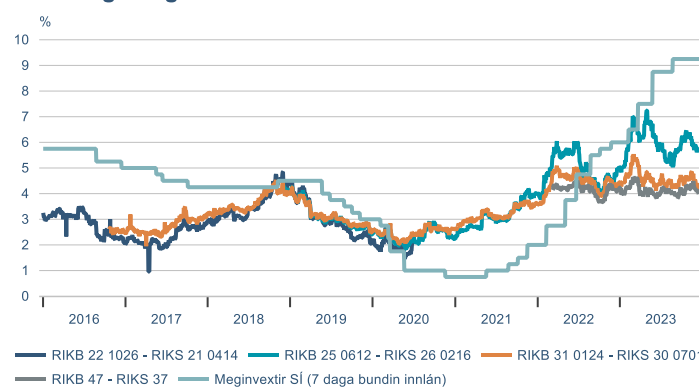
Framlag undirliða verðbólgu



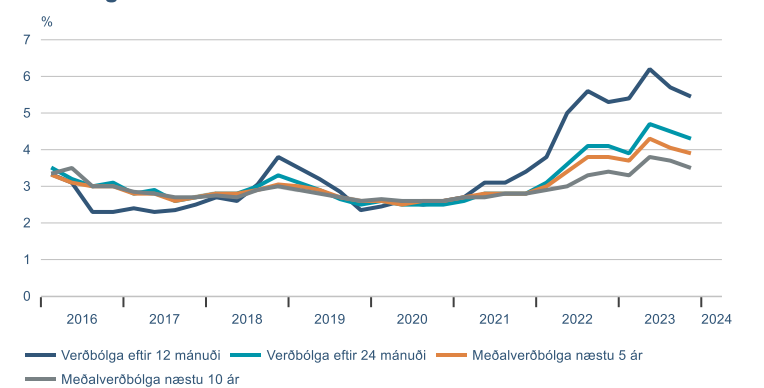
Valdir undirliðir



Verðbólguálag á skuldabréfamarkaði



Væntingakönnun markaðsaðila

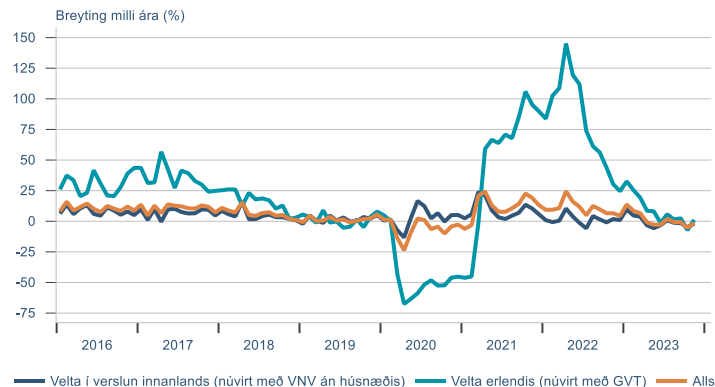


Heimilin

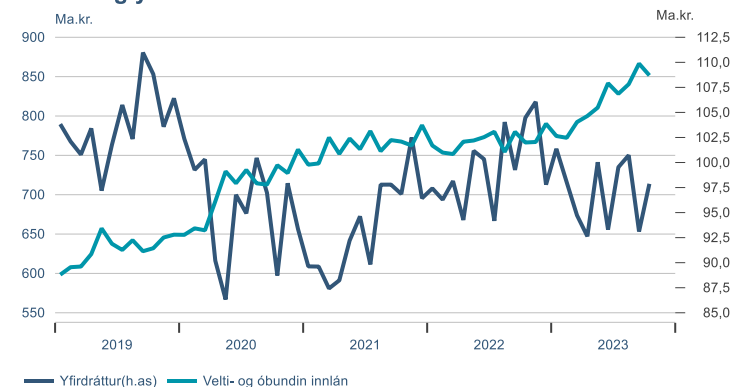
Einkaneysla



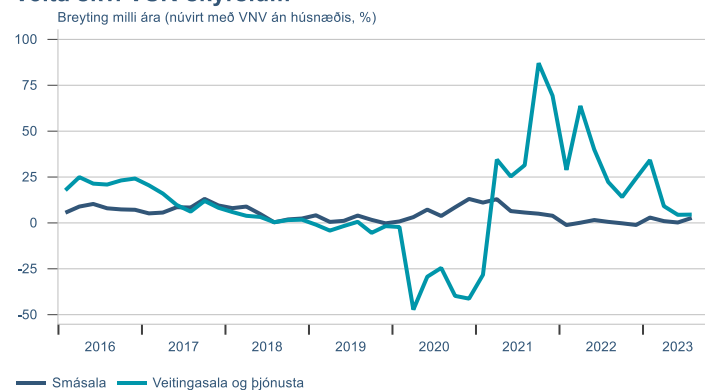
Greiðslukortavelta



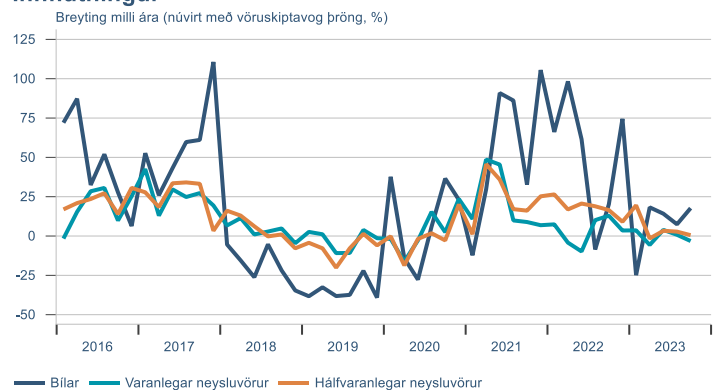
Innlán og yfirdráttur heimilanna



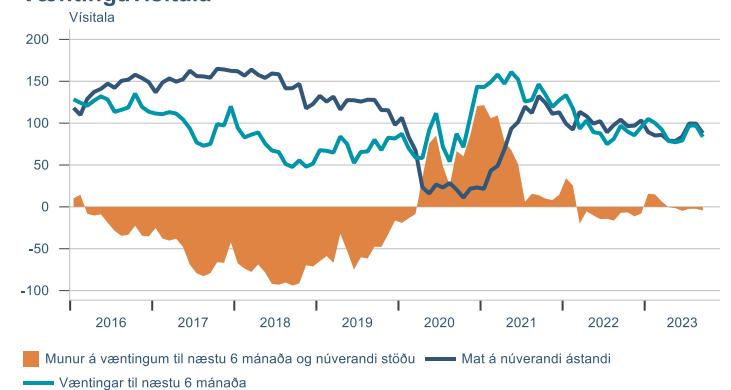
Velta skv. VSK-skýrslum



Innflutningur

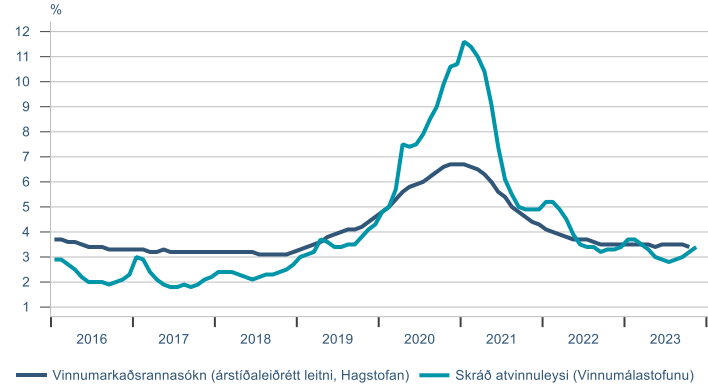


Væntingavísitala

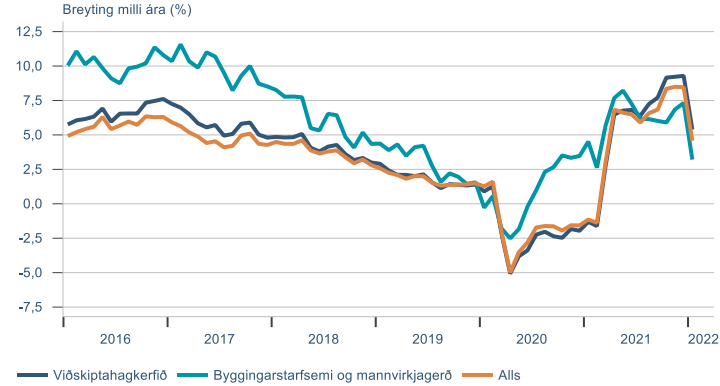


Vinnumarkaðurinn

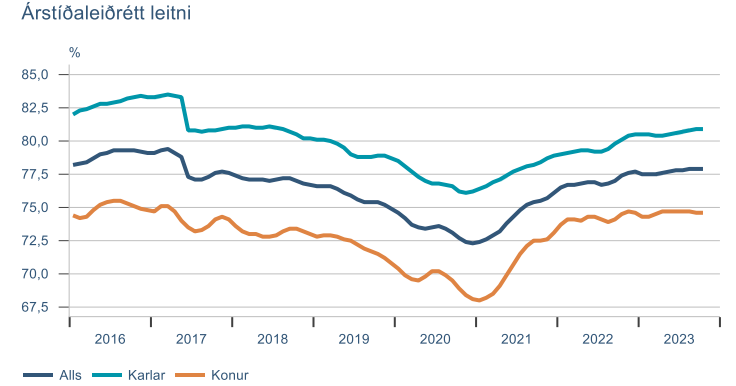
Atvinnuleysi



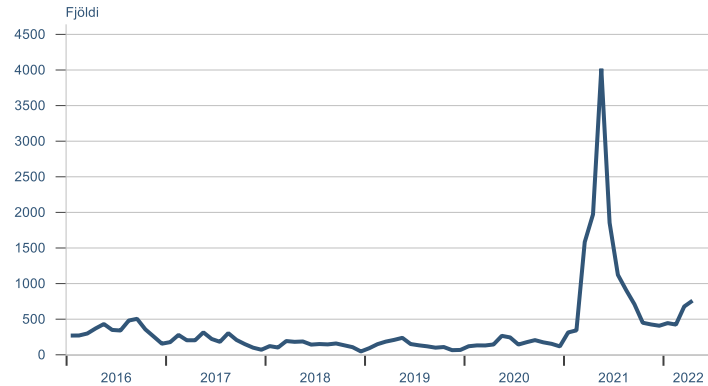
Fjöldi launagreiðenda



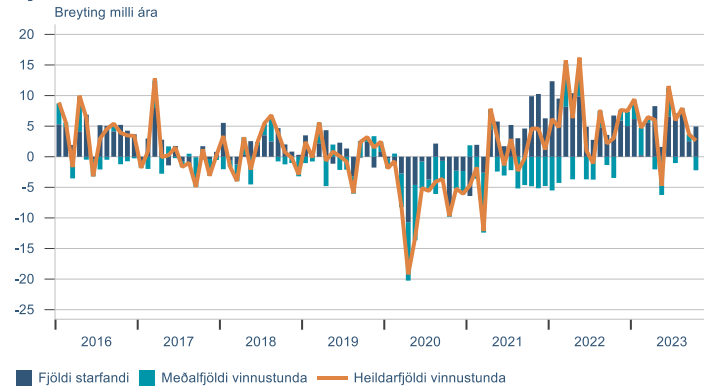
Atvinnuþáttaka



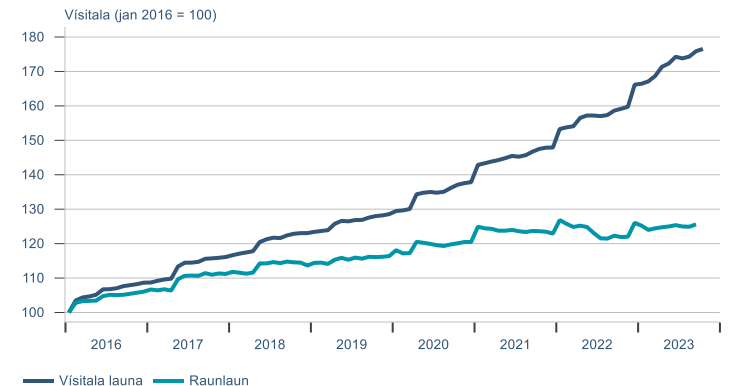
Laus störf



Fjöldi vinnustunda

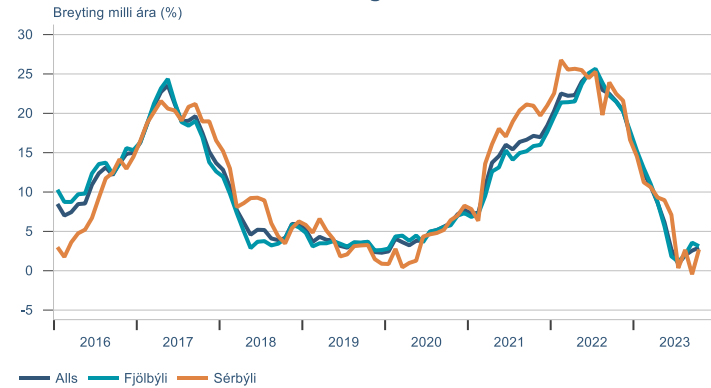


Laun

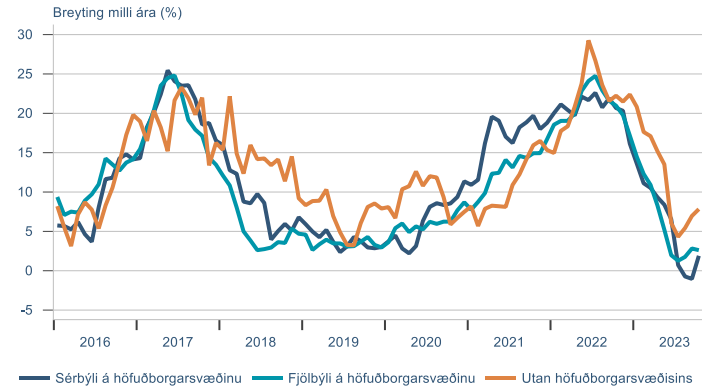


Fasteignamarkaðurinn

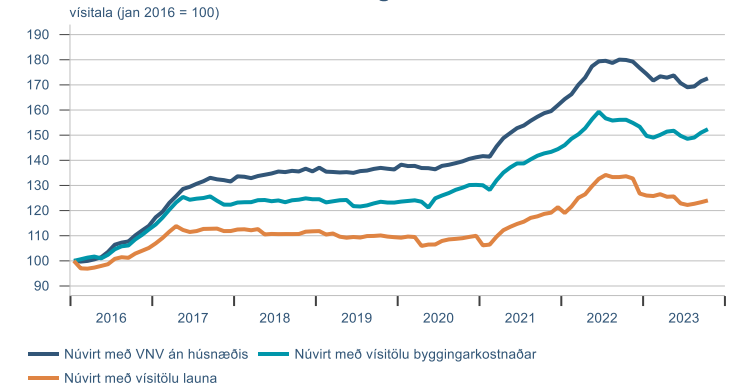
Vísitala íbúðaverðs á höfuðborgarsvæðinu



Vísitala markaðsverðs húsnæðis



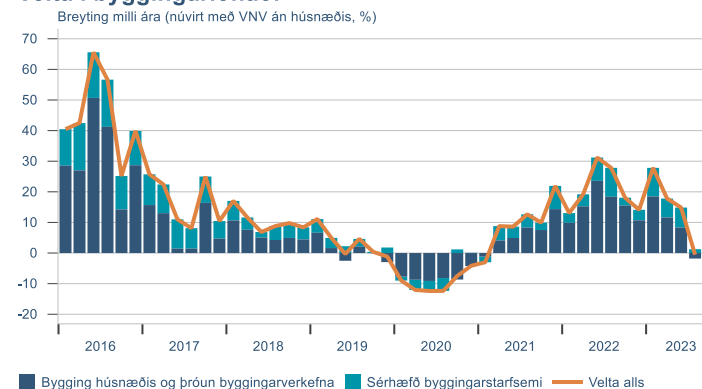
Vísitala íbúðaverðs á höfuðborgarsvæðinu



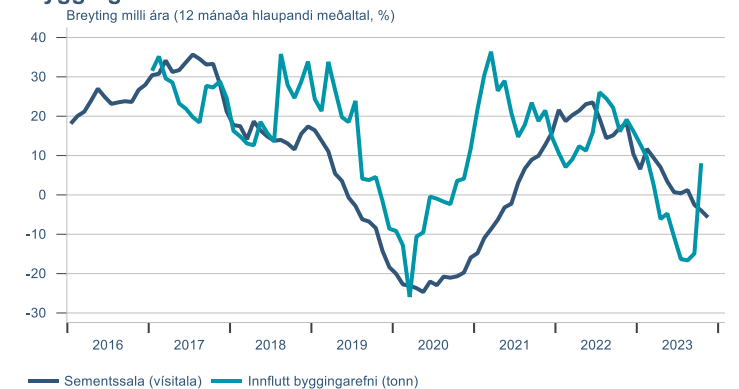
Vísitala leiguverðs



Velta í byggingariðnaði

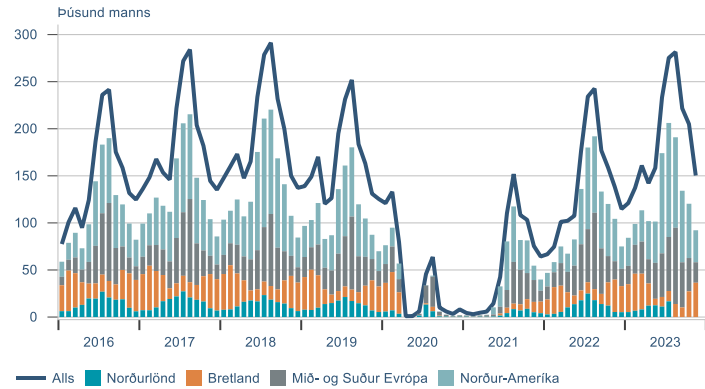


Byggingavörur



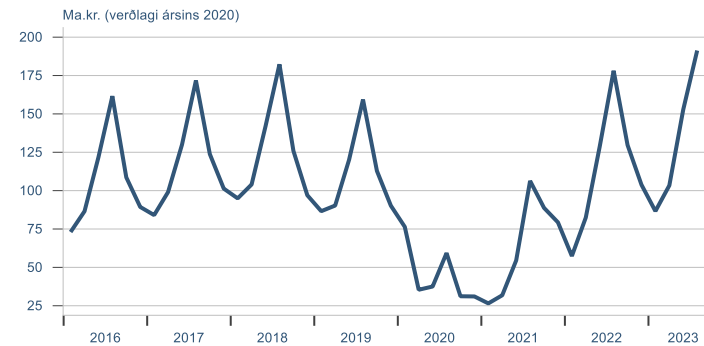
Ferðaþjónustan

Erlendir ferðamenn um Leifsstöð



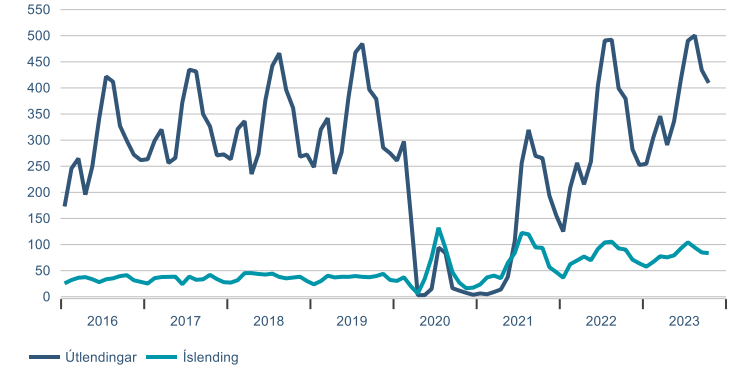
Velta í ferðaþjónustu

Velta á VSK-tímabili (2 mánuðir)



Gistinætur á hótélum

Þúsund nætur



Velta erlendra greiðslukorta

ma.kr. (föstu gengi)

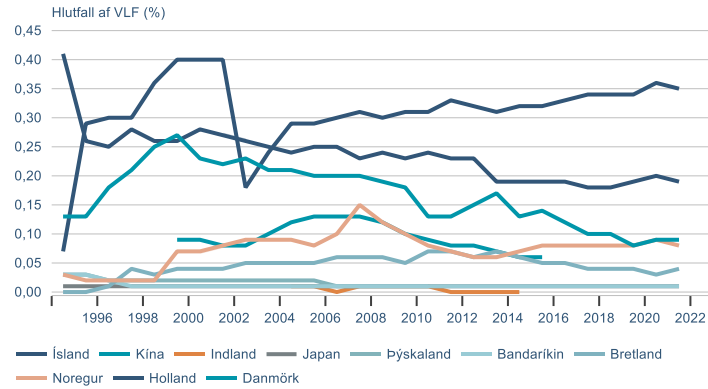


Fjöldi launagreiðenda í ferðaþjónustu

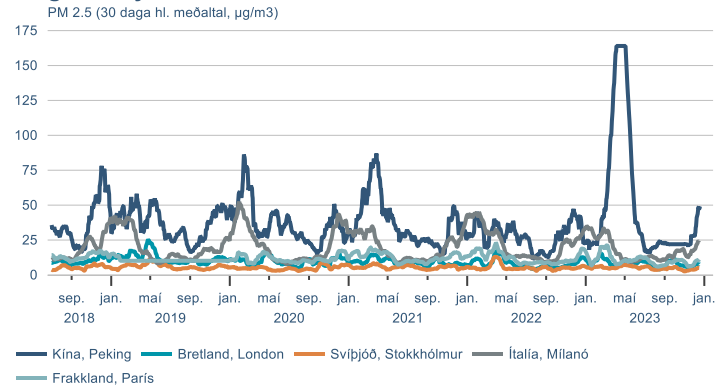


Sjálfbærni

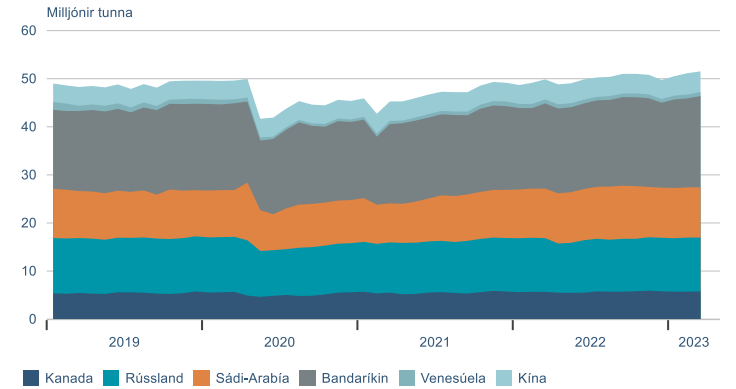
Umhverfisskattur



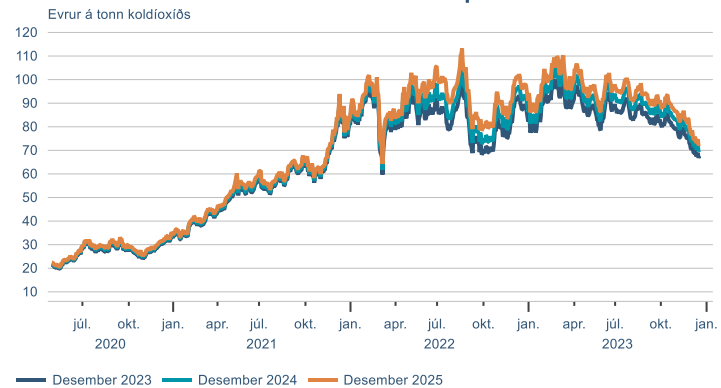
Magn svifryks



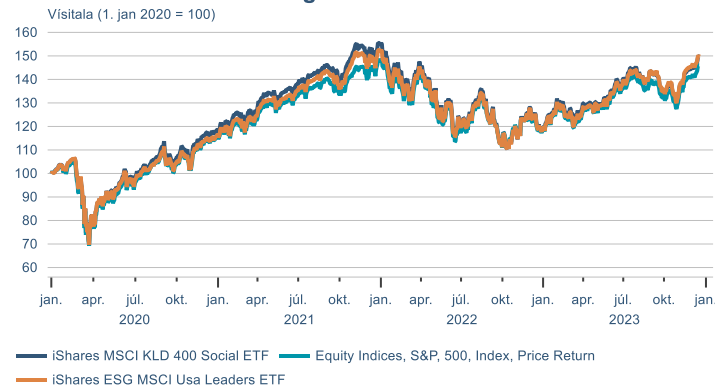
Framleiðsla hráolíu



EUA Losunarheimildir innan ETS viðskiptakerfisins



UFS Hlutabréfavisitölur og S&P 500

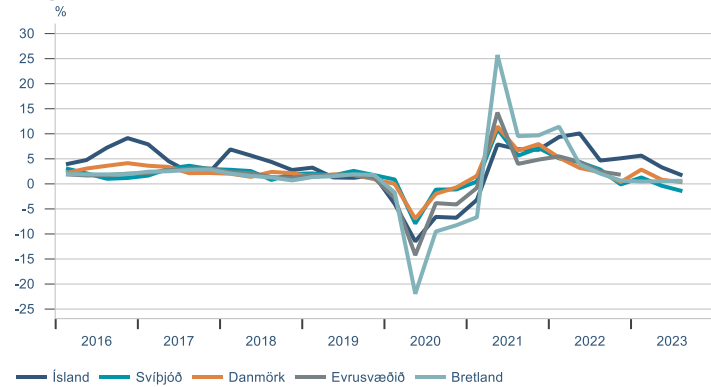


Hlutabréfavisitölur orkufyrirtækja (hluti af Eurofirst 300)

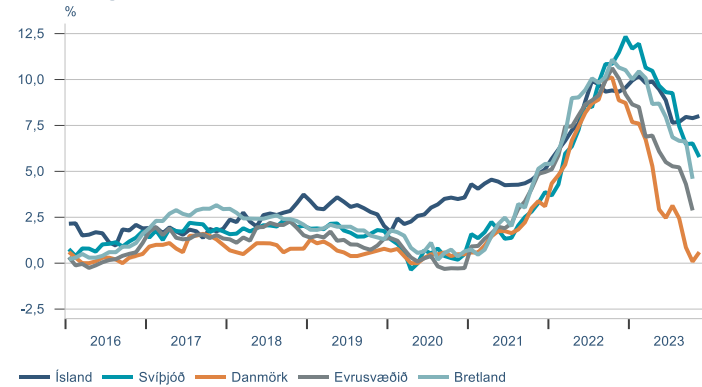


Alþjóðlegur samanburður

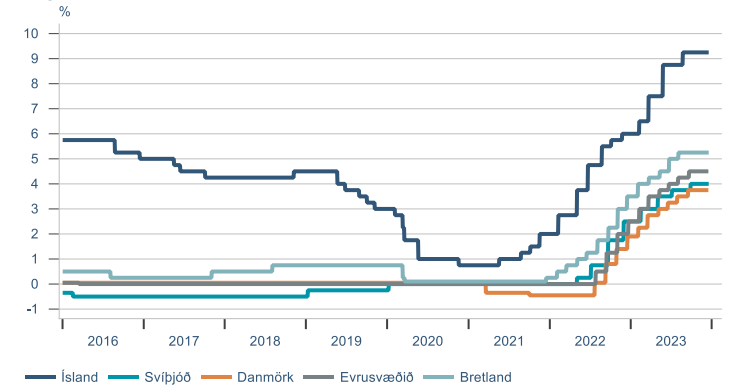
Hagvöxtur



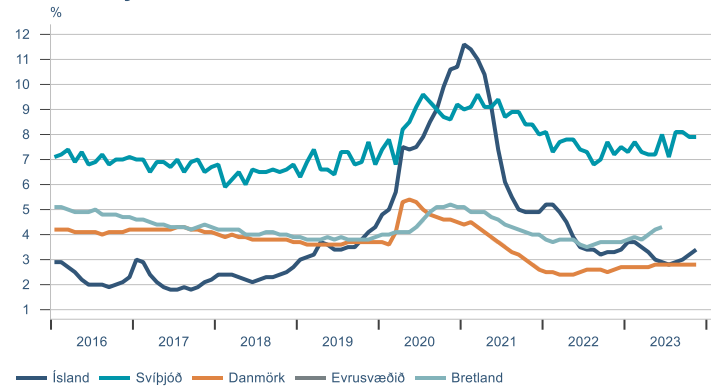
Verðbólga



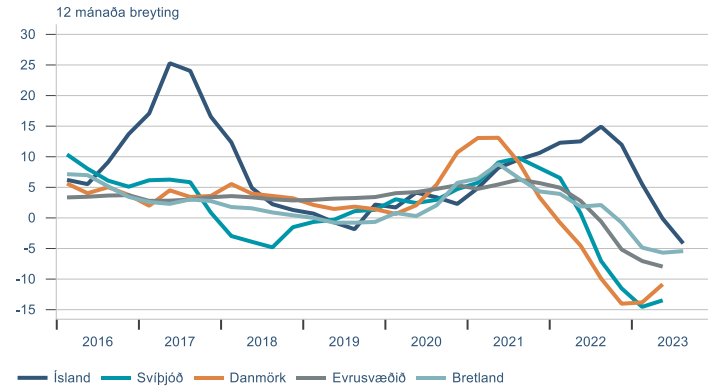
Stýrivextir



Atvinnuleysi



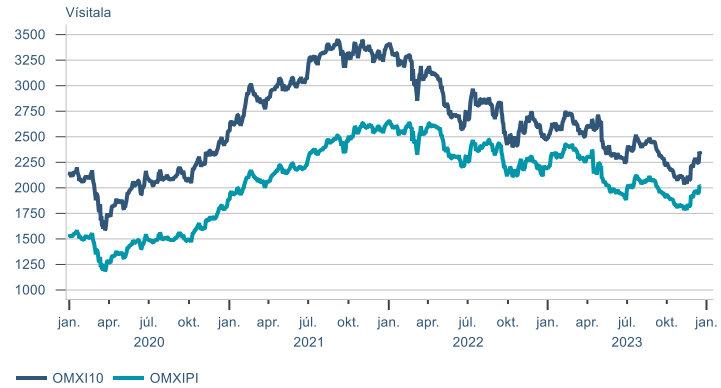
Raunverð íbúða



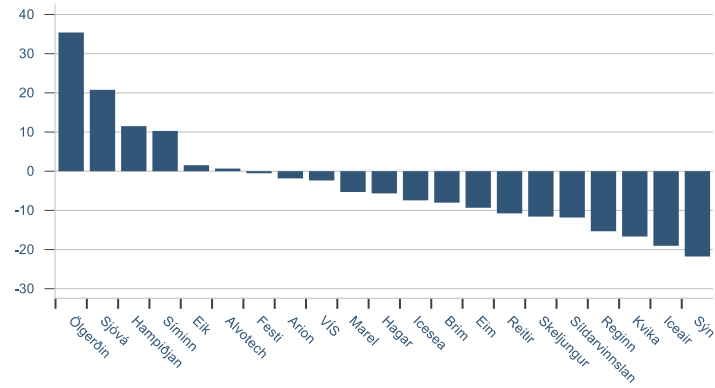
► Fjármálamarkaðir

Hlutabréf

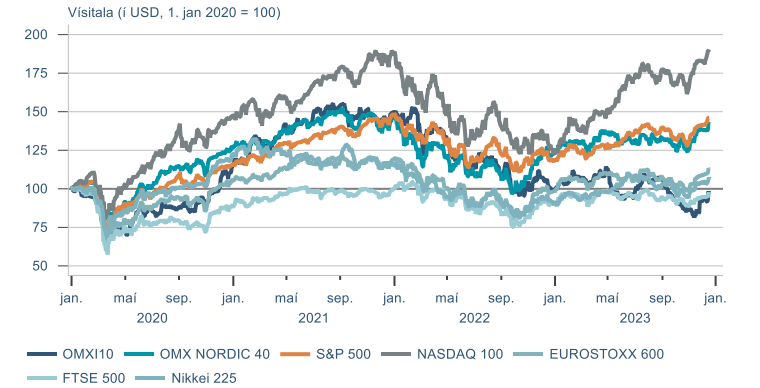
OMX-vísitölur



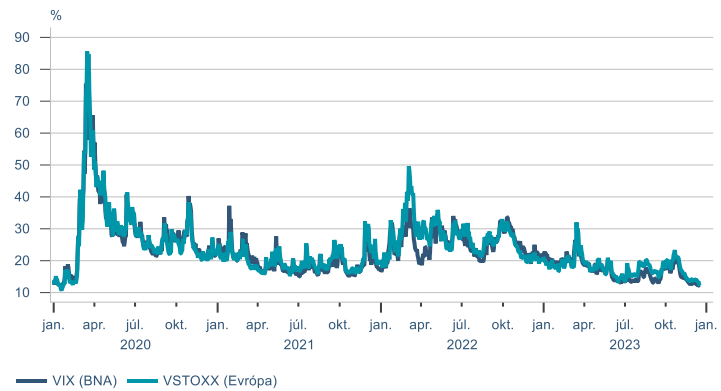
Það sem af er ári



Hlutabréfavísitölur

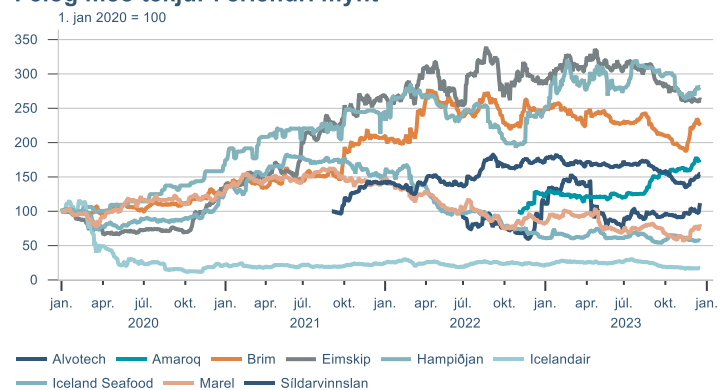


Vix-vísitölur

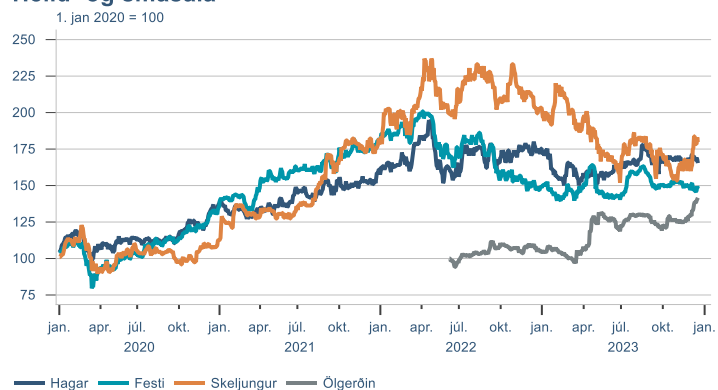


Hlutabréf

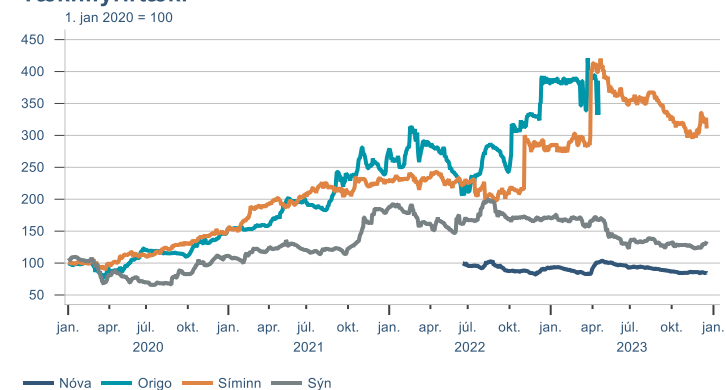
Félög með tekjur í erlendri mynt



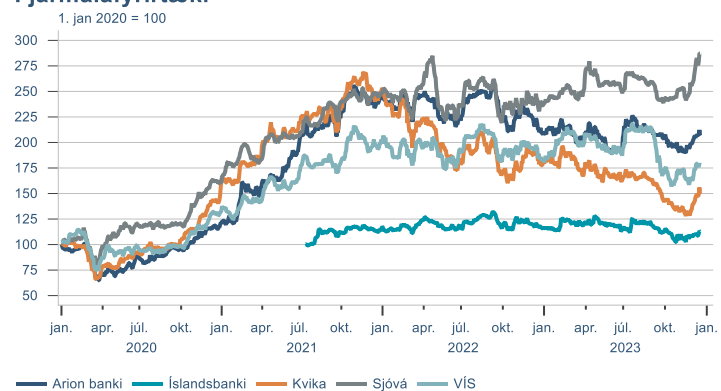
Heild- og smásala



Tæknifyrirtæki



Fjármálfyrirtæki

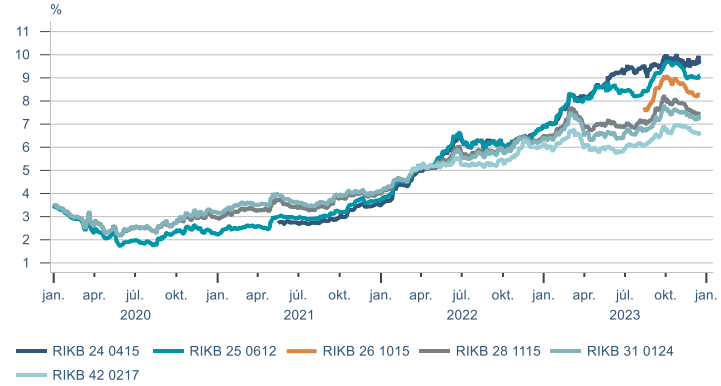


Fasteignafélög

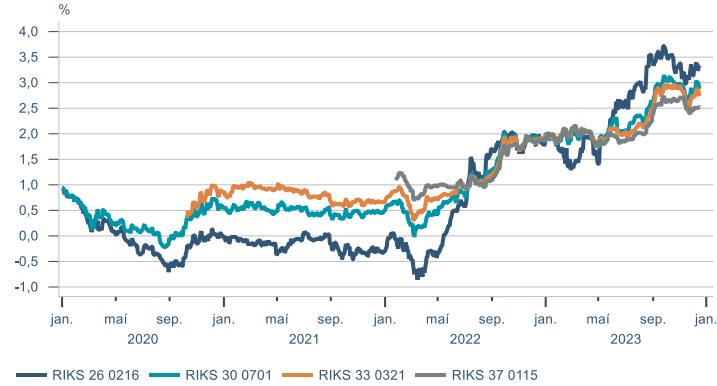


Skuldabréf

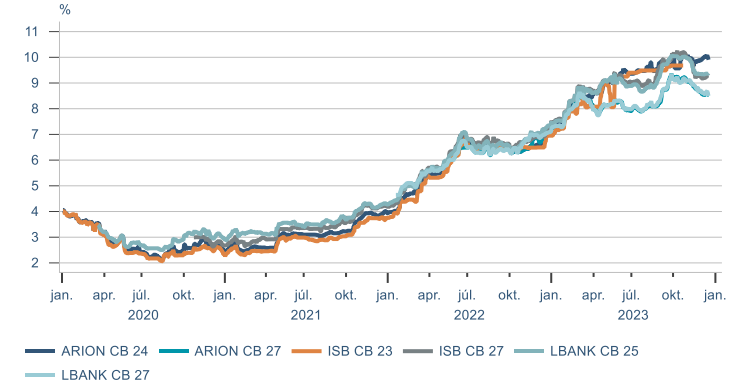
Óverðtryggð ríkisbréf



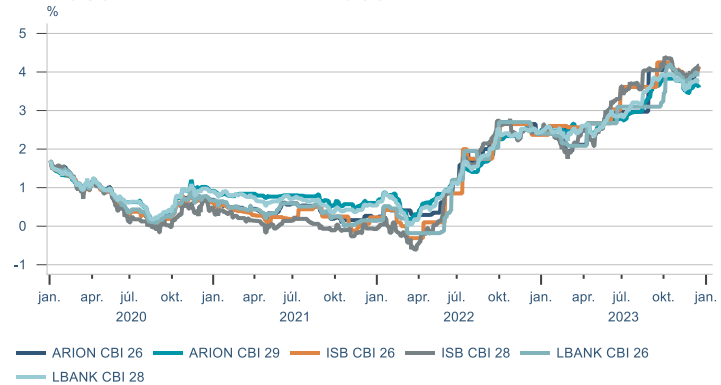
Verðtryggð ríkisbréf



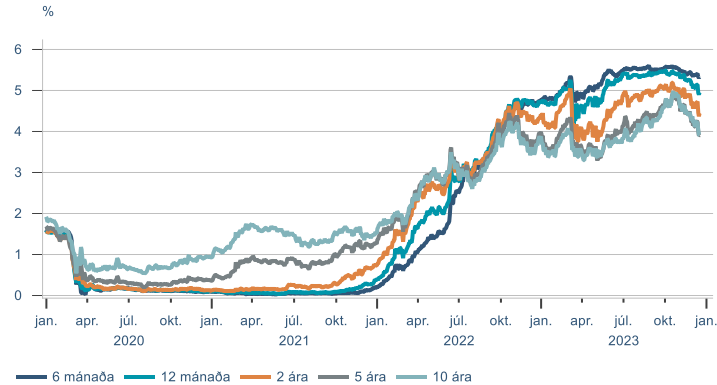
Sértryggð skuldabréf - óverðtryggð



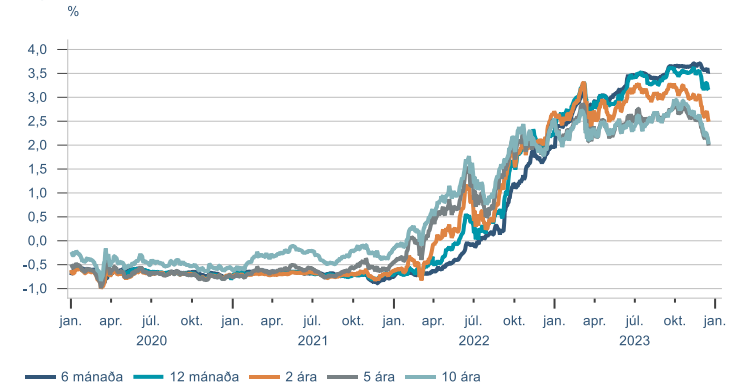
Sértryggð skuldabréf - verðtryggð



Bandarísk ríkisskuldabréf



Býsk ríkisskuldabréf



Gjaldeyrir

Gengi krónunnar



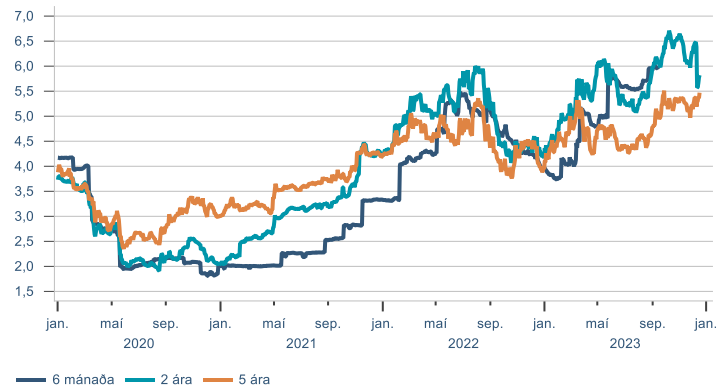
Gengisvísitalan



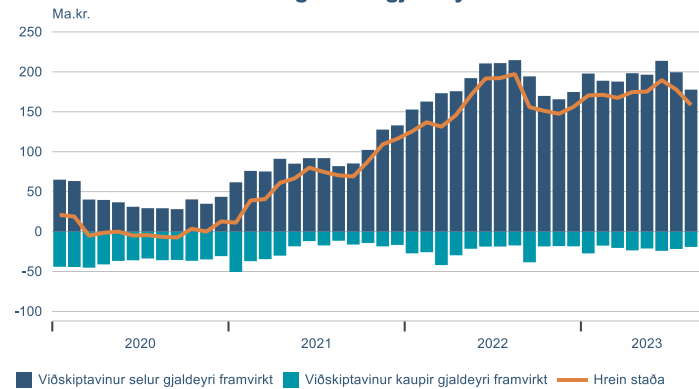
Inngrip SÍ



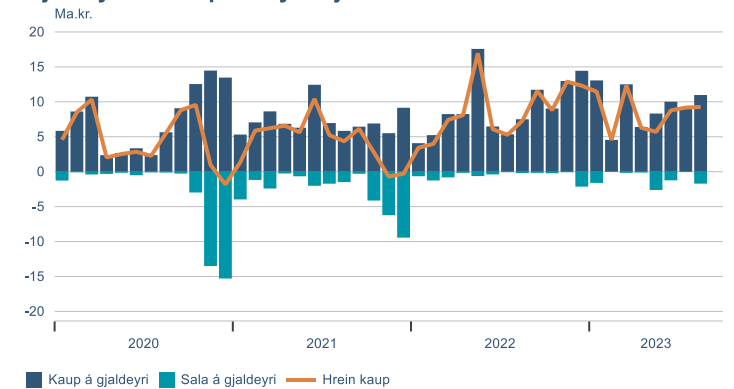
Vaxtamunur við evru



Staða framvirkra samninga með gjaldeyri

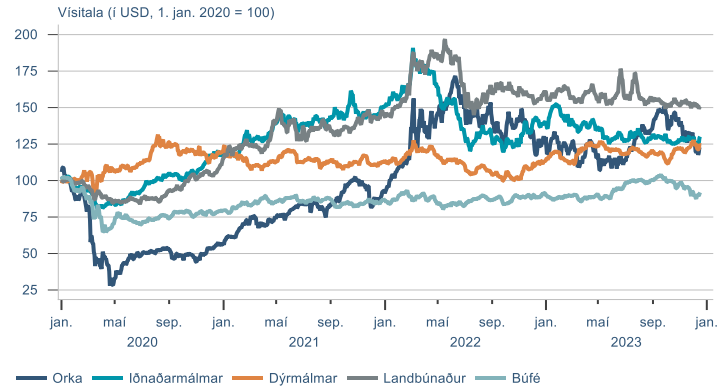


Gjaldeyrivíðskipti lífeyrissjóða



Hrávörur

S&P GSCI hrávörusíðitölur



Álverð

3 mánaða framvirk verð, LME



Heimsmarkaðsverð á olíu

Brent



Flutningskostnaður

Baltic exchange visitölur



Hlutabréf		ávöxtun			
		Áramót	1M	3M	12M
OMXI10	2330,3	-6,7%	14,3%	0,6%	-8,7%
OMXI10GI	2927,6	-4,0%	14,3%	0,6%	-6,2%
Alvotech	1490,0	0,7%	15,5%	21,1%	33,6%
Amaroq	111,5	42,0%	8,8%	17,9%	39,4%
Brim	80,4	-8,0%	21,8%	7,2%	-7,3%
Eimskip	450,0	-11,2%	1,4%	-9,1%	-10,3%
Hampiðjan	130,0	10,2%	6,6%	-8,5%	15,0%
Iceland Seafood	5,6	-7,4%	-3,4%	4,7%	-10,4%
Icelandair	1,3	-19,0%	5,2%	-15,8%	-23,3%
Marel	462,0	-5,3%	31,6%	2,2%	-6,6%
Síldarvinnslan	105,0	-13,2%	14,6%	-2,3%	-13,2%
Festi	178,0	-0,5%	-0,3%	0,0%	-1,1%
Hagar	66,5	-8,9%	0,8%	2,3%	-9,5%
Skeljungur	13,6	-11,6%	9,7%	16,2%	-11,6%
Ölgerðin	14,2	35,4%	13,2%	14,1%	32,9%
Nova	3,9	-9,3%	-1,3%	-5,0%	-6,3%
Síminn	8,8	-16,9%	5,4%	-7,4%	-16,1%
Sýn	46,0	-23,2%	8,5%	8,0%	-23,2%
Arion	138,5	-1,8%	9,1%	0,0%	-5,3%
Íslandsbanki	110,0	-3,5%	10,0%	-2,7%	-5,1%
Kvika	15,5	-16,7%	17,0%	-2,8%	-20,8%
Sjóvá	38,2	20,8%	19,0%	18,6%	18,6%
VÍS	16,0	-2,4%	8,8%	-2,4%	-8,3%
Eik	11,4	1,5%	5,6%	-5,0%	1,5%
Reginn	23,2	-15,3%	5,5%	-3,7%	-16,5%
Reitir	78,0	-10,8%	5,4%	-0,6%	-12,2%

Leiðrétt fyrir arðgreiðslum

Gjaldeyri		ávöxtun			
		áramót	1M	3M	12M
GVT	197,1	-1,4%	-1,6%	3,5%	-1,4%
EUR	150,5	-0,7%	-2,1%	3,6%	-0,3%
USD	137,5	-3,2%	-2,8%	0,9%	-3,2%
GBP	175,3	2,7%	-0,5%	3,6%	0,2%
DKK	20,2	-0,9%	-2,0%	3,6%	-0,5%
SEK	13,4	-1,5%	0,0%	9,7%	-3,1%
NOK	13,1	-8,8%	0,5%	3,3%	-9,4%
CHF	158,6	3,1%	-0,5%	4,3%	3,7%
JPY	0,97	-9,9%	3,1%	5,1%	-6,7%

Hlutabréfavitölur		ávöxtun			
		áramót	1M	3M	12M
OMXI10	2330,3	-6,7%	14,3%	0,6%	-8,7%
OMXN40	2469,4	13,5%	4,8%	5,5%	11,9%
S&P 500	4719,2	22,9%	4,8%	6,0%	21,1%
FTSE 100	7576,4	1,7%	1,2%	-1,8%	2,0%

Ríkisskuldabréf		krafa	verð	meðalt.	ávöxtun			
					áramót	1M	3M	12M
RIKB 24 0415	9,84%	97,8	0,3	5,7%	0,8%	2,2%	5,8%	
RIKB 25 0612	9,11%	98,4	1,4	3,6%	0,8%	2,3%	3,6%	
RIKB 26 1015	8,26%	96,3	2,6		1,5%	2,8%		
RIKB 28 1115	7,43%	90,3	4,4	2,3%	2,2%	2,6%	1,7%	
RIKB 31 0124	7,17%	96,3	5,5	1,9%	2,3%	1,7%	1,1%	
RIKB 35 0917	6,85%	101,2	8,3		3,1%			
RIKB 42 0217	6,50%	79,0	11,5	1,5%	4,7%	0,7%	0,6%	
RIKS 26 0216	3,30%	96,3	2,1	6,5%	0,1%	2,7%	7,1%	
RIKS 30 0701	2,87%	102,2	5,9	4,3%	-0,7%	2,4%	4,3%	
RIKS 33 0321	2,74%	102,1	8,1	3,1%	-0,9%	2,5%	3,0%	
RIKS 37 0115	2,52%	83,2	12,1	1,4%	0,3%	2,7%	1,9%	

Þessi umfjöllun og/eða samantekt er markaðsefni sem er ætlað til upplýsinga en felur hvorki í sér fjárfestingarráðgjöf né óháða fjárfestingargreiningu. Lagakröfur sem gilda um fjárfestingarráðgjöf og fjárfestingargreiningar eiga því ekki við, þar með talið bann við viðskiptum fyrir dreifingu. Umfjöllunin er unnin út frá opinberum upplýsingum frá aðilum sem Landsbankinn telur áreiðanlega, en bankinn getur ekki ábyrgst réttmæti upplýsinganna. Landsbankinn tekur enga ábyrgð á tjóni sem gæti hlotist af notkun upplýsinganna sem hér eru settar fram.

Upplýsingar um fyrri árangur fjármálagerninga eða -vísitalna sýna nafnávöxtun, nema annað sé tekið fram. Ef árangur byggir á erlendum gjaldmiðli getur ávöxtun aukist eða minnkað vegna gengissveiflna. Árangur í fortíð gefur ekki áreiðanlega vísbendingu um framtíðarárangur. Nánari upplýsingar um fyrri árangur fjármálagerninga og -vísitalna má finna á [vef Landsbankans](#), þ.m.t. um ávöxtun síðastliðinna 5 ára.

Verðbréfavíðskipti fela í sér áhættu og eru lesendur hvattir til að kynna sér [áhættulýsingu vegna viðskipta með fjármálagerninga](#) og [stefnu Landsbankans um hagsmunaárekstra](#) á vef Landsbankans.

Landsbankinn er viðskiptabanki sem starfar samkvæmt lögum nr. 161/2002, um fjármálafyrirtæki, og starfar undir leyfi og eftirliti fjármálaeftirlits Seðlabanka Íslands (www.fme.is).