



# Vikubyrjun 11. desember 2023

---

Hagfræðideild



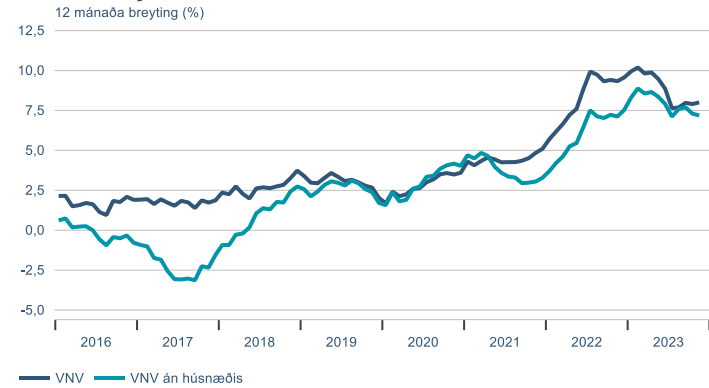
# Dagatal

Vikud.	Dag.	kl.	Viðburður	Tímabil	Birtingaraðili
mán	11. des.		<b>Brottfarir um Leifsstöð</b>	nóv	Ferðamálastofa
þri	12. des.		<b>Lok verðkönnunarviku</b>	des	Hagstofan
fim	14. des.	09:00	<b>Tekjuskiptingaruppgjör heimilageirans (áætlun)</b>	3. ársfj.	Hagstofan
fös	15. des.	09:00	<b>Greiðslumiðlun</b>	nóv	Seðlabankinn

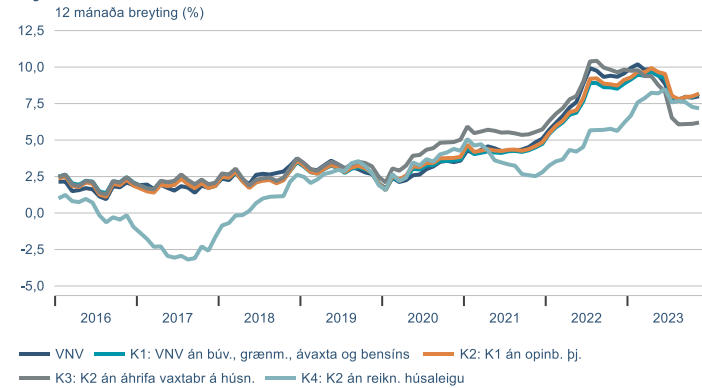
▶ Efnahagsmál

# Verðlag

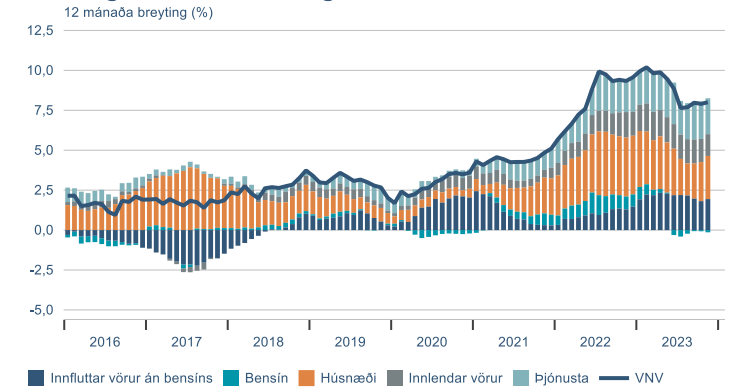
## Viðitala neysluverðs



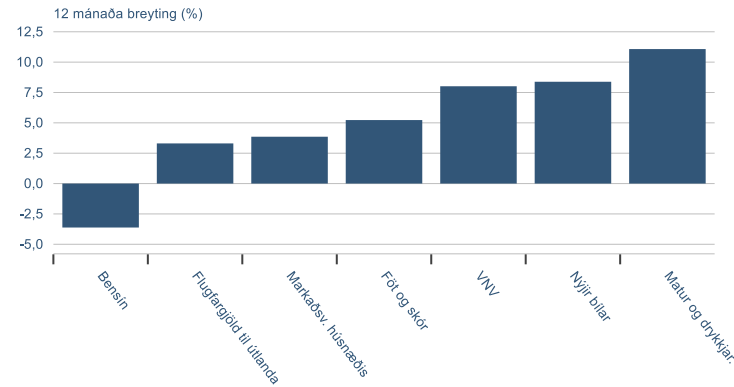
## Kjarnavísitölur



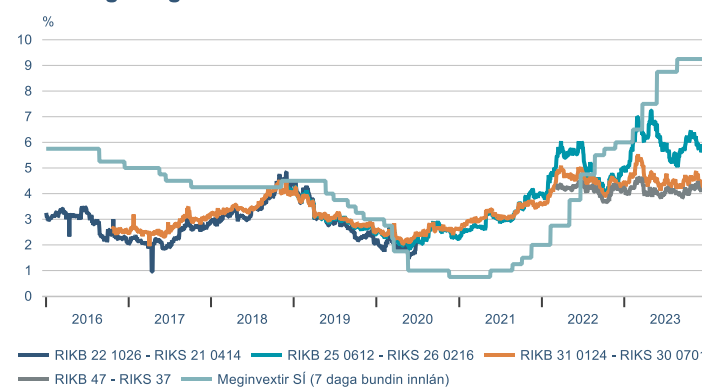
## Framlag undirliða verðbólgu



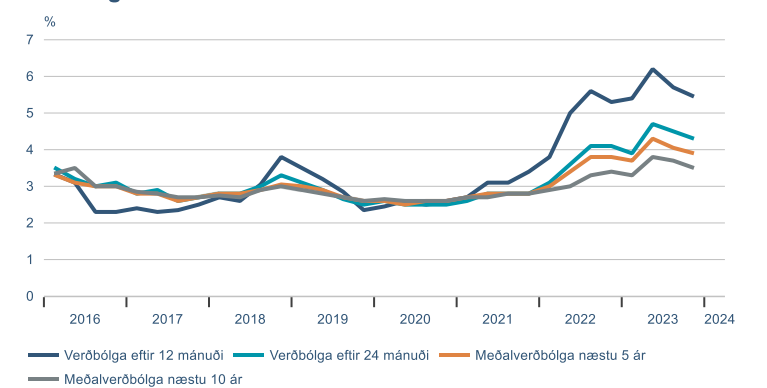
## Valdir undirliðir



## Verðbólguálag á skuldabréfamarkaði

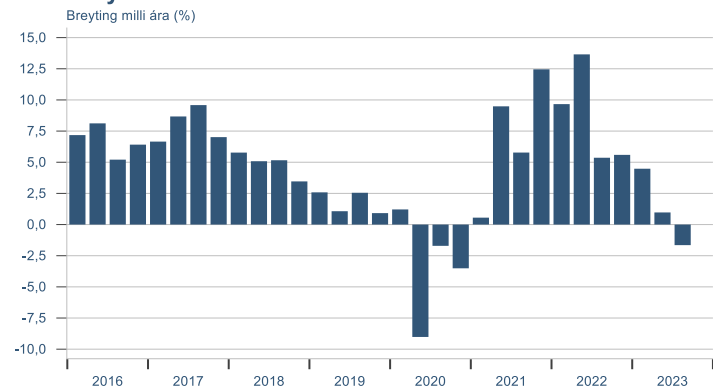


## Væntingakönnun markaðsaðila

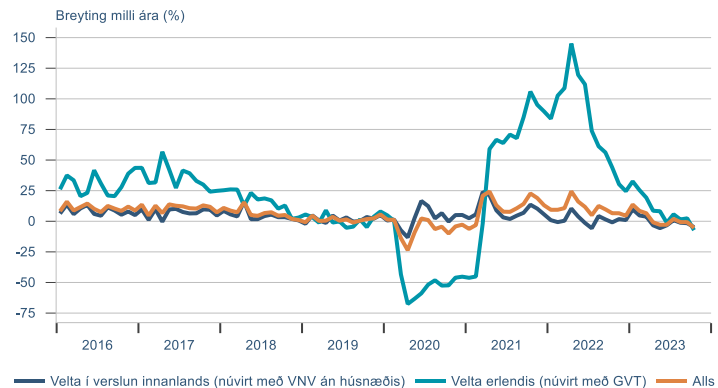


# Heimilin

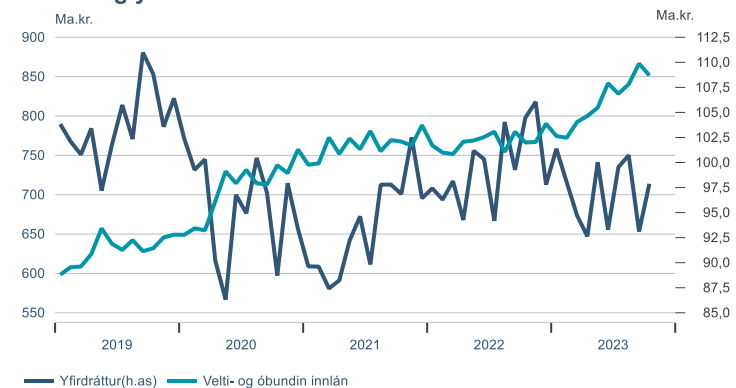
## Einkaneysla



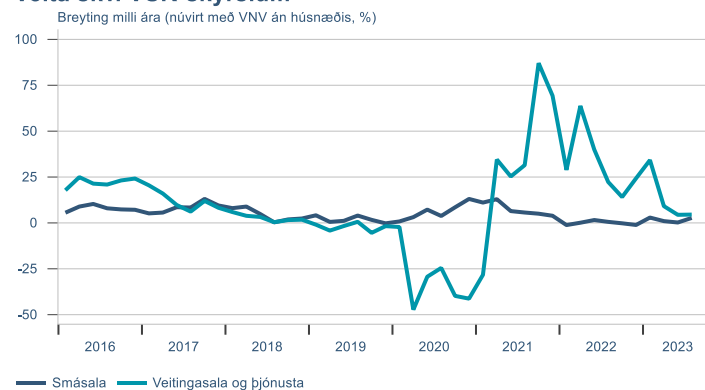
## Greiðslukortavelta



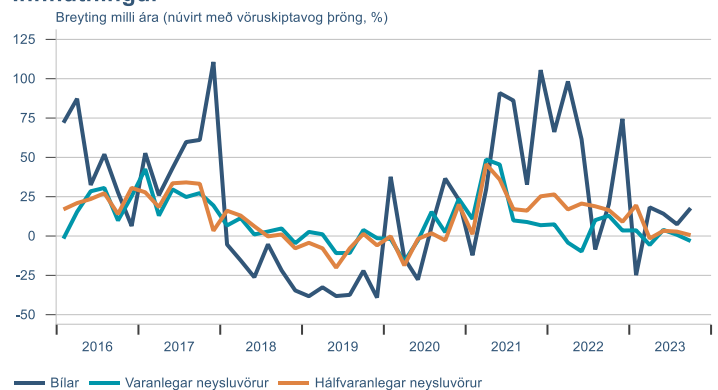
## Innlán og yfirdráttur heimilanna



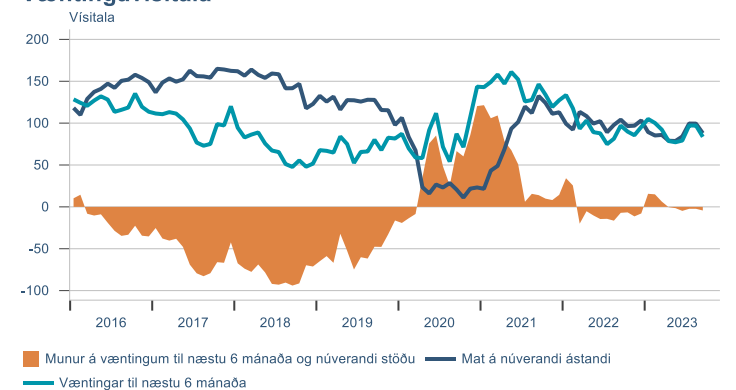
## Velta skv. VSK-skýrslum



## Innflutningur

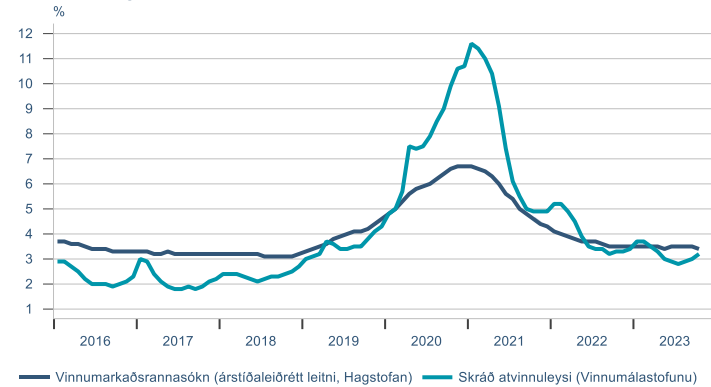


## Væntingavísitala

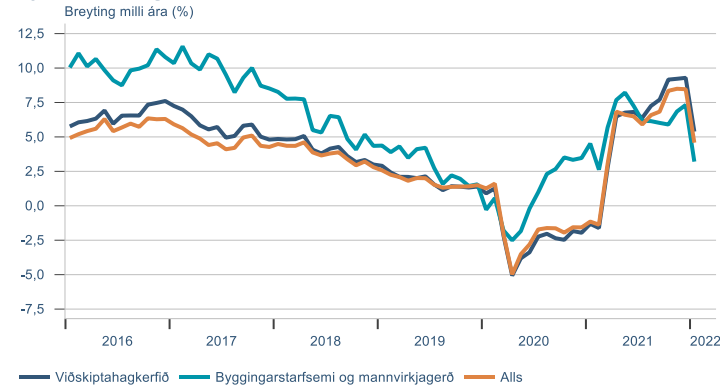


# Vinnumarkaðurinn

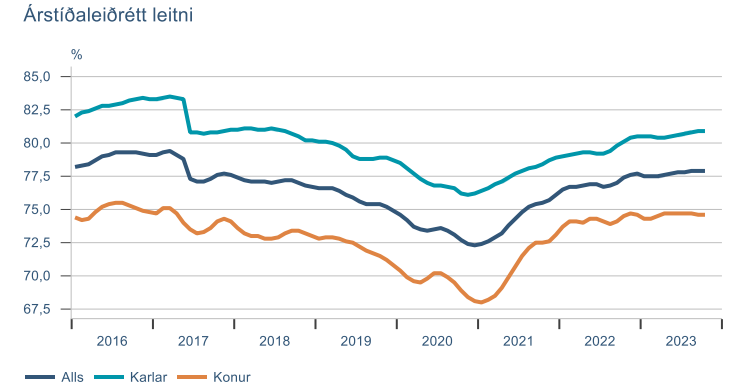
## Atvinnuleysi



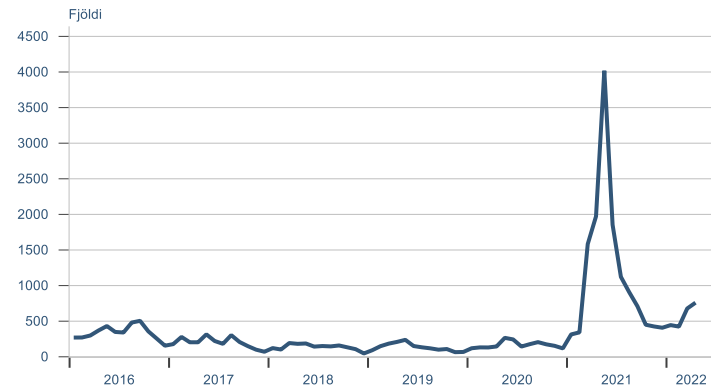
## Fjöldi launagreiðenda



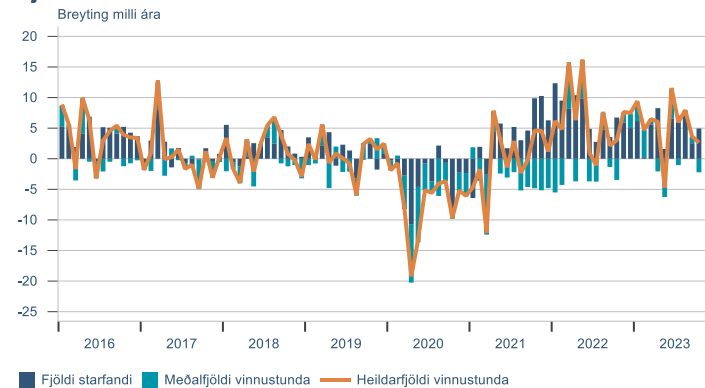
## Atvinnuþáttaka



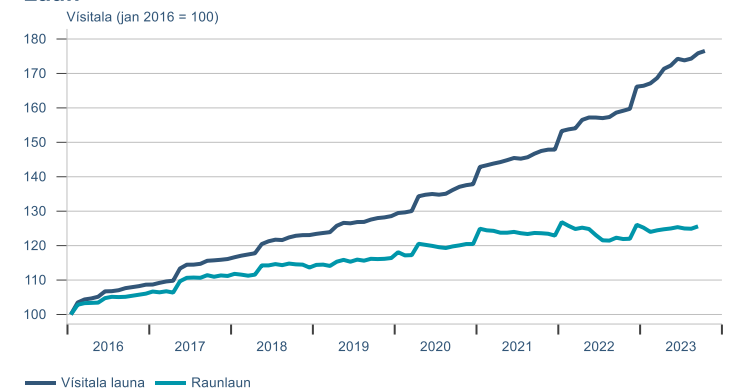
## Laus störf



## Fjöldi vinnustunda

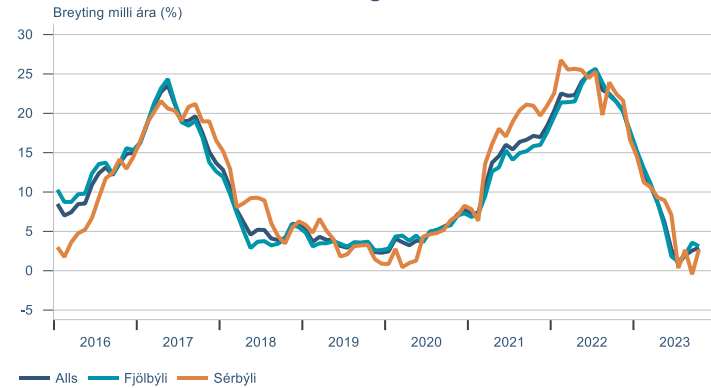


## Laun

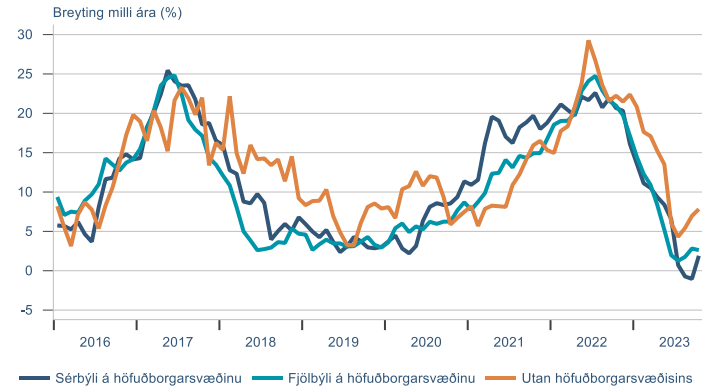


# Fasteignamarkaðurinn

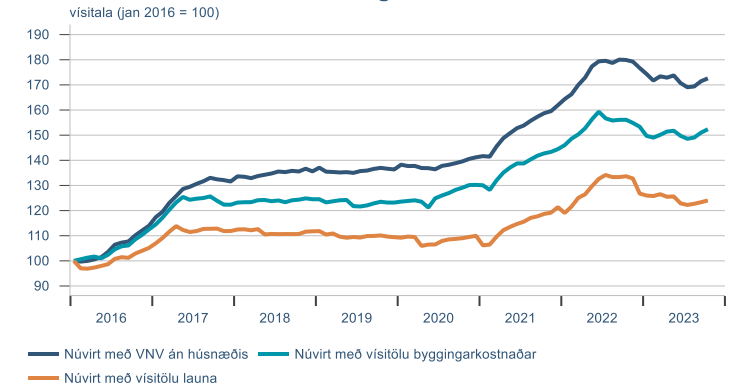
## Vísitala íbúðaverðs á höfuðborgarsvæðinu



## Vísitala markaðsverðs húsnæðis



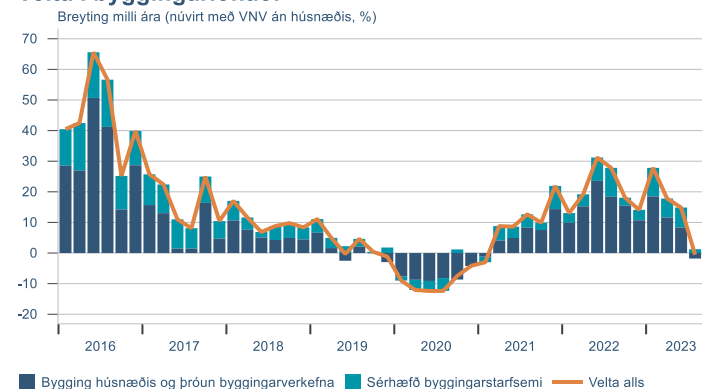
## Vísitala íbúðaverðs á höfuðborgarsvæðinu



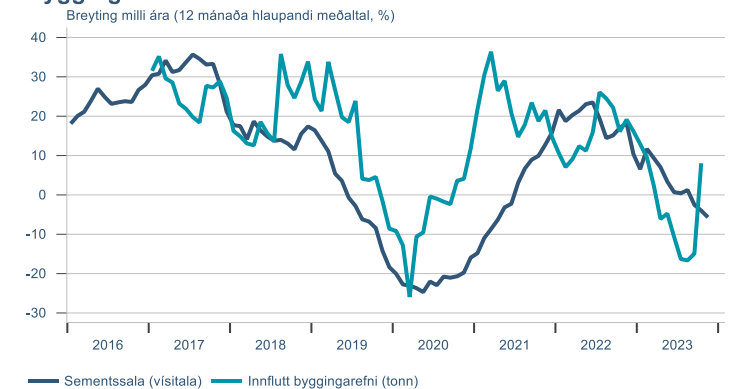
## Vísitala leiguverðs



## Velta í byggingariðnaði

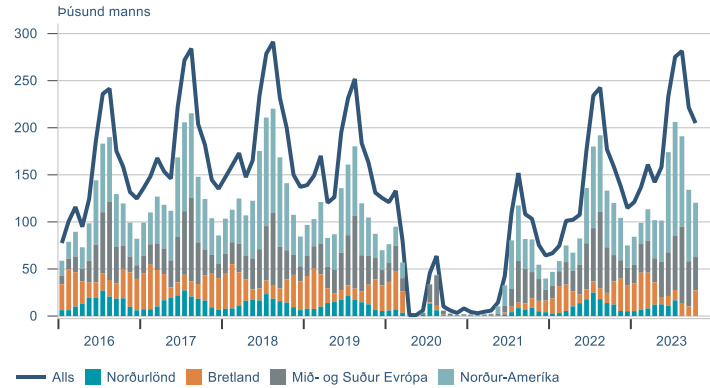


## Byggingavörur



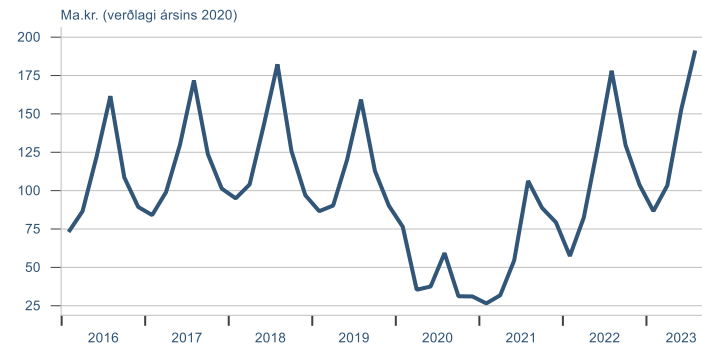
# Ferðapjónustan

## Erlendir ferðamenn um Leifstjóð



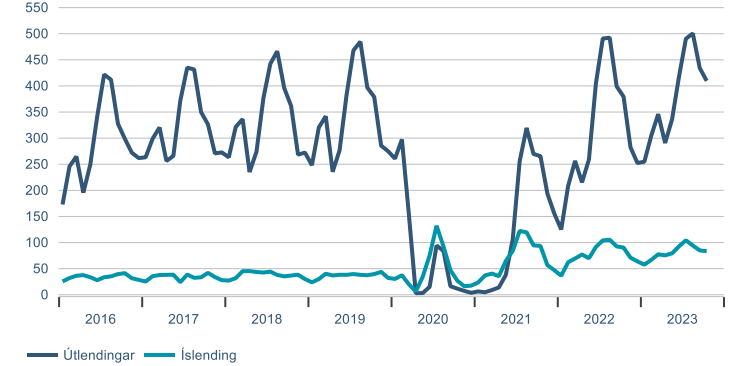
## Velta í ferðapjónustu

Velta á VSK-tímabili (2 mánuðir)



## Gistinætur á hótélum

Þúsund nætur



## Velta erlendra greiðslukorta

ma.kr. (föstu gengi)



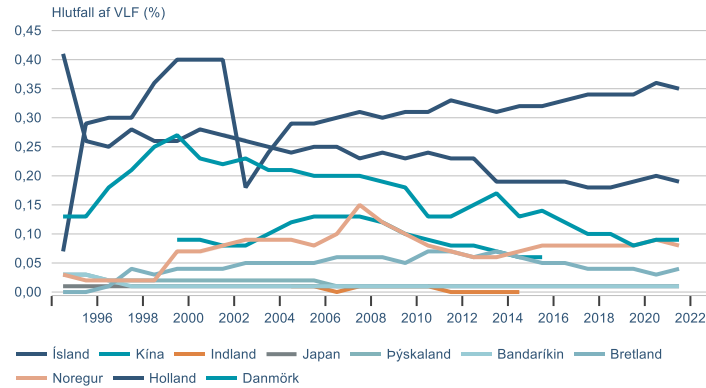
## Fjöldi launagreiðenda í ferðapjónustu



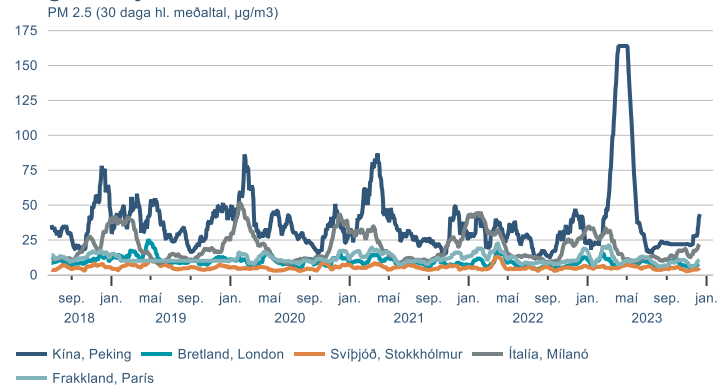


# Sjálfbærni

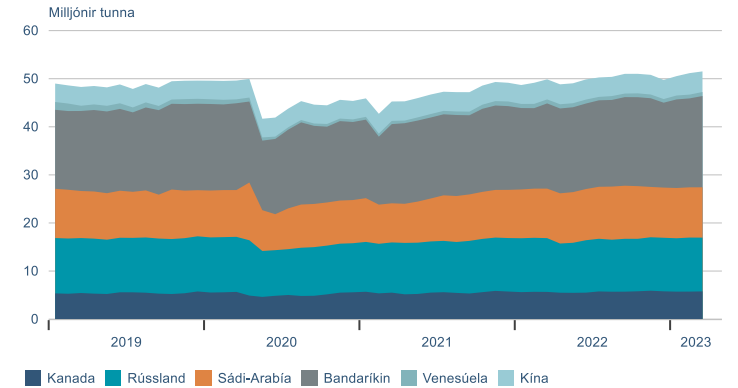
## Umhverfisskattur



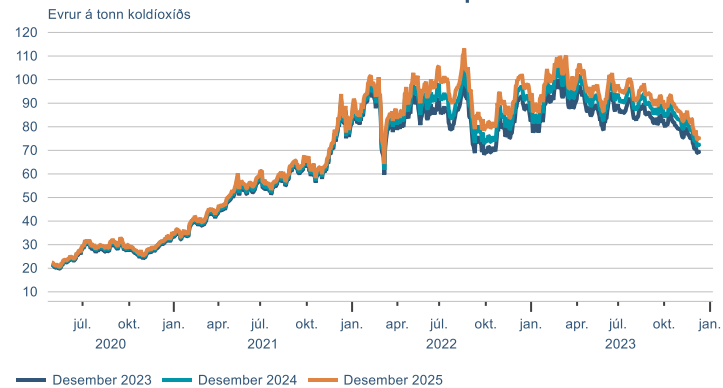
## Magn svifryks



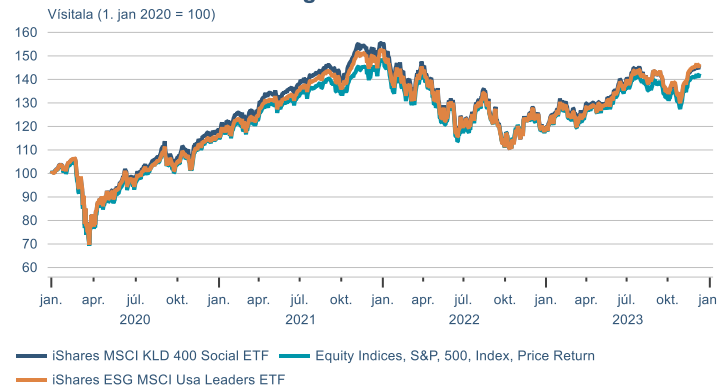
## Framleiðsla hráolíu



## EUA Losunarheimildir innan ETS viðskiptakerfisins



## UFS Hlutabréfavisitölur og S&P 500

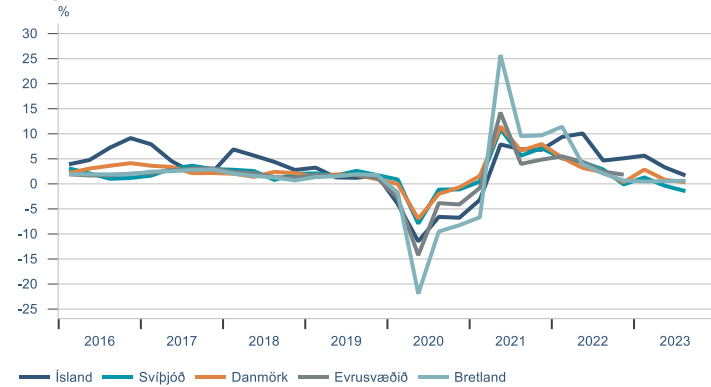


## Hlutabréfavisitölur orkufyrirtækja (hluti af Eurofirst 300)

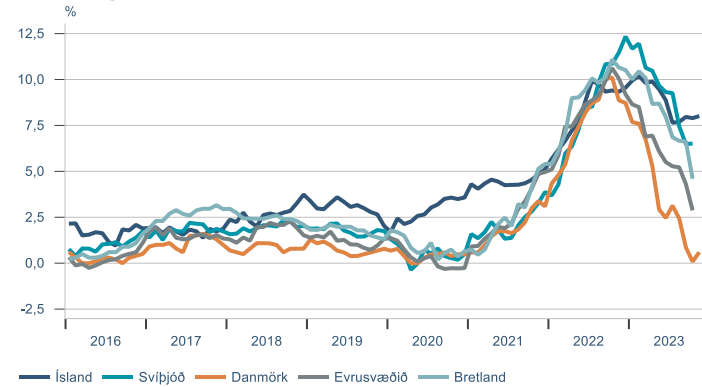


# Alþjóðlegur samanburður

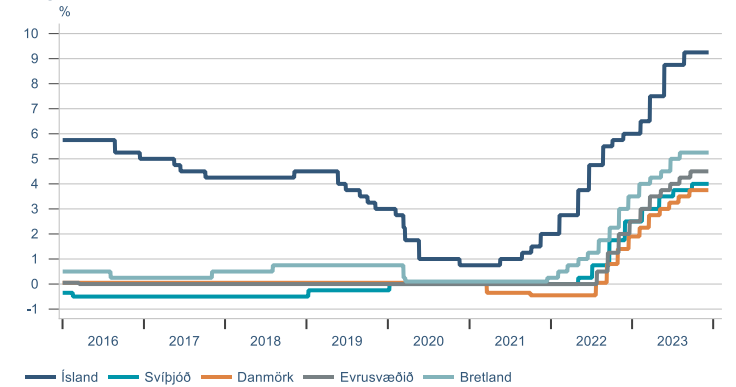
## Hagvöxtur



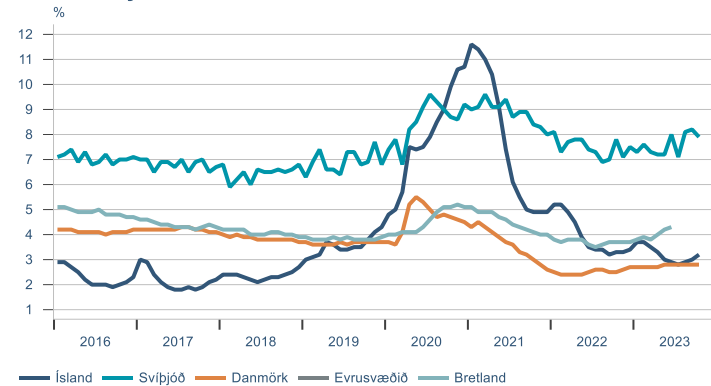
## Verðbólga



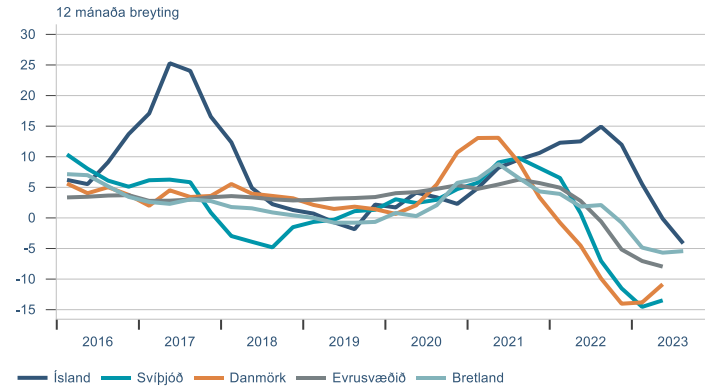
## Stýrivextir



## Atvinnuleysi



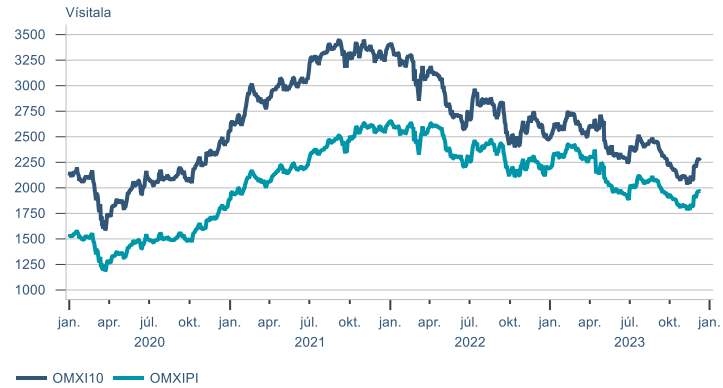
## Raunverð íbúða



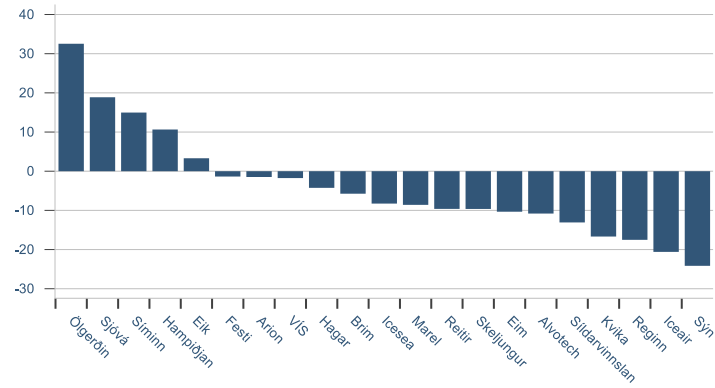
## ► Fjármálamarkaðir

# Hlutabréf

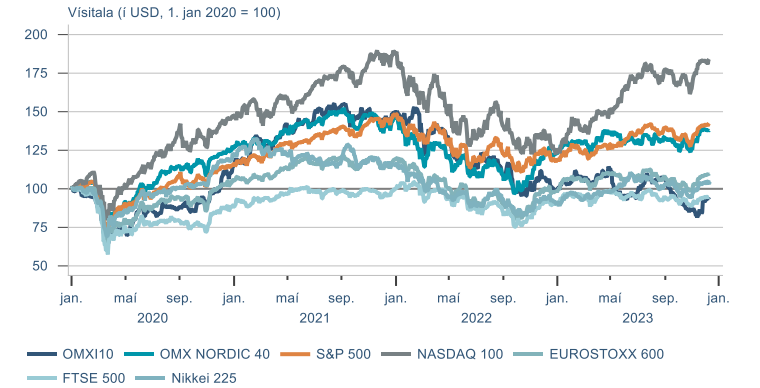
## OMX-vísitölur



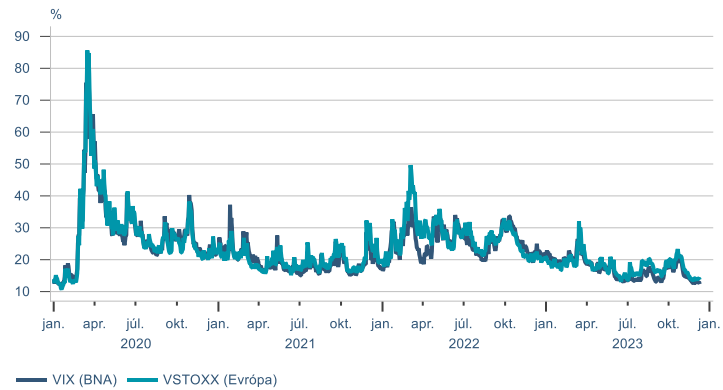
## Það sem af er ári



## Hlutabréfavisitölur

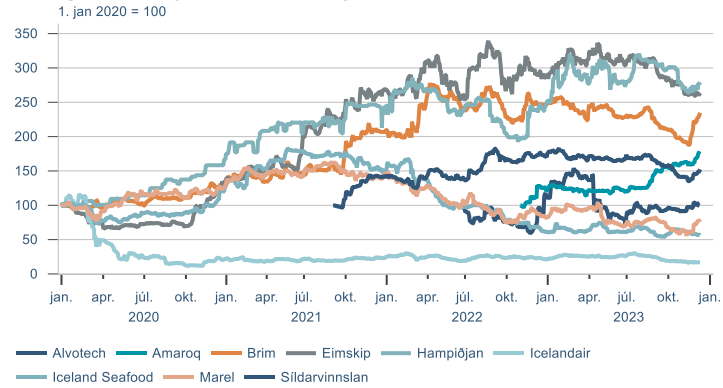


## Vix-vísitölur

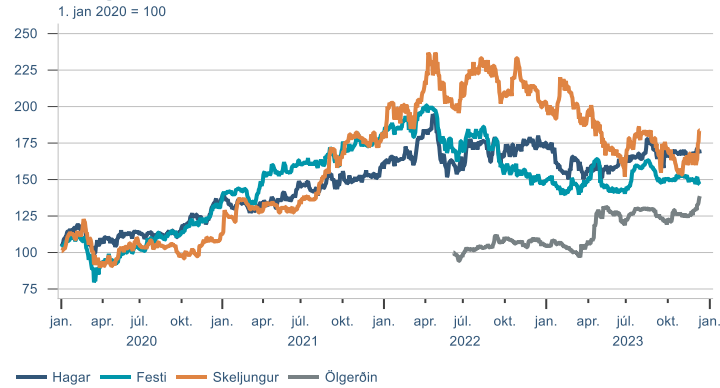


# Hlutabréf

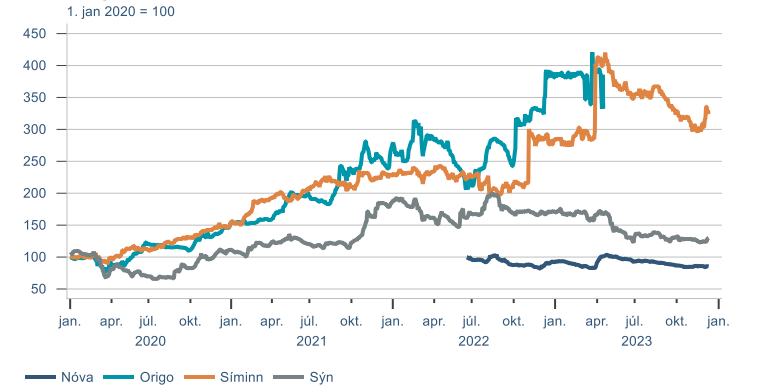
## Félög með tekjur í erlendri mynt



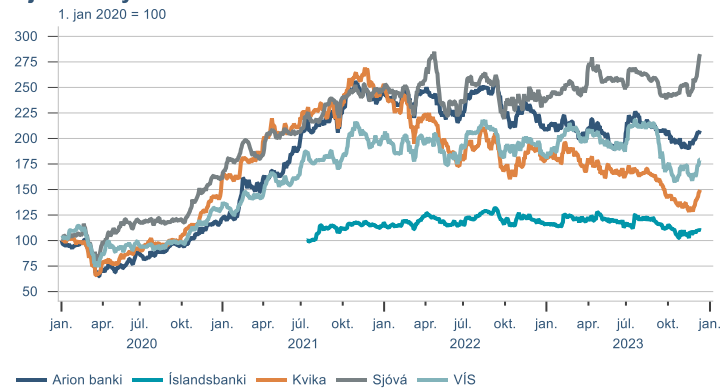
## Heild- og smásala



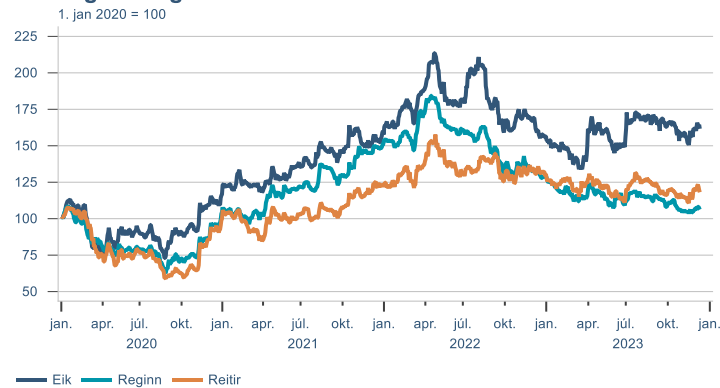
## Tæknifyrirtæki



## Fjármálfyrirtæki

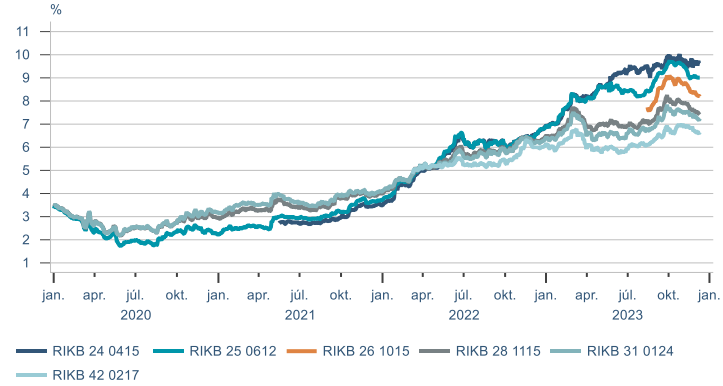


## Fasteignafélög

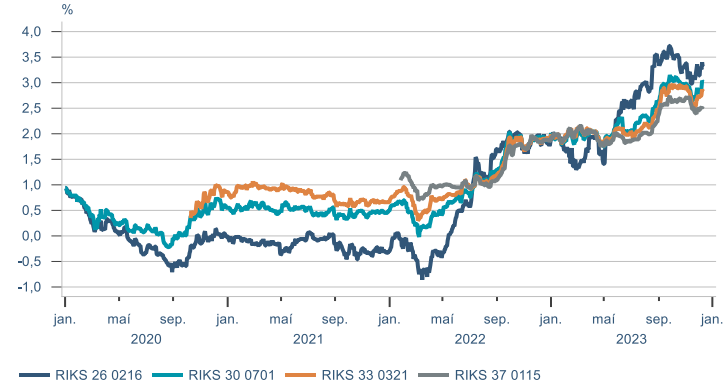


# Skuldabréf

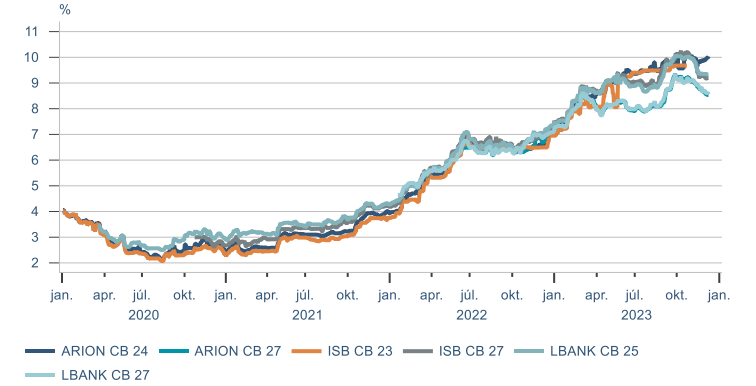
## Óverðtryggð ríkisbréf



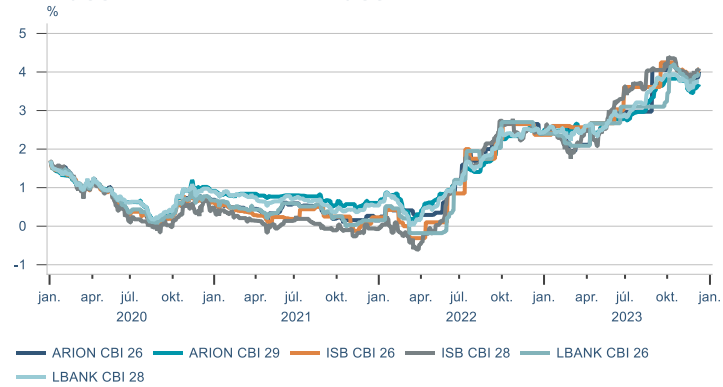
## Verðtryggð ríkisbréf



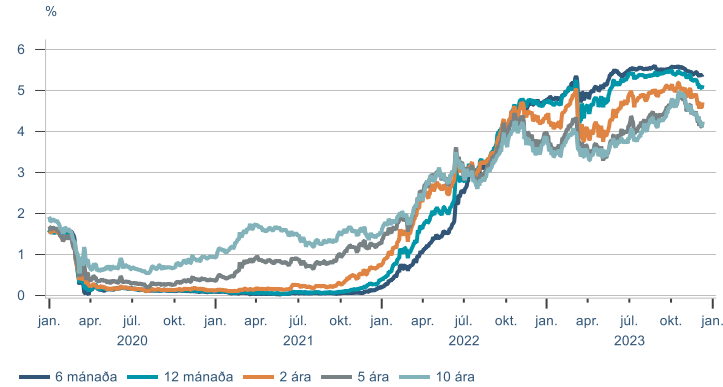
## Sértryggð skuldabréf - óverðtryggð



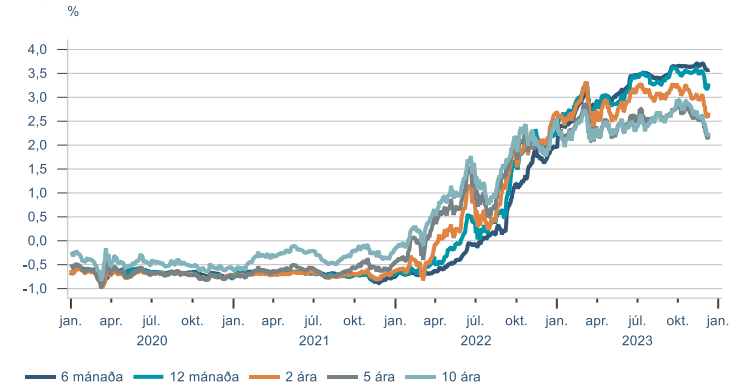
## Sértryggð skuldabréf - verðtryggð



## Bandarísk ríkisskuldabréf



## Þýsk ríkisskuldabréf

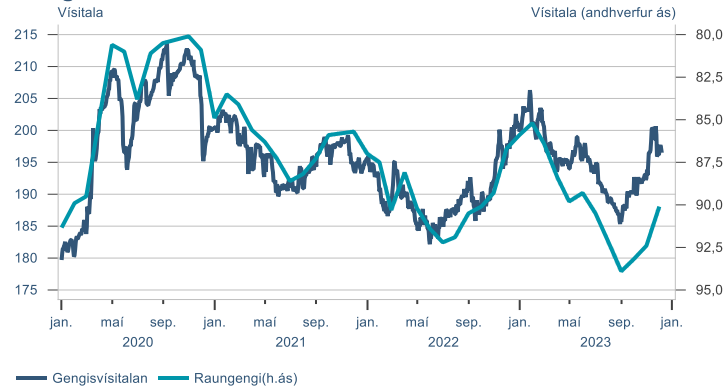


# Gjaldeyrir

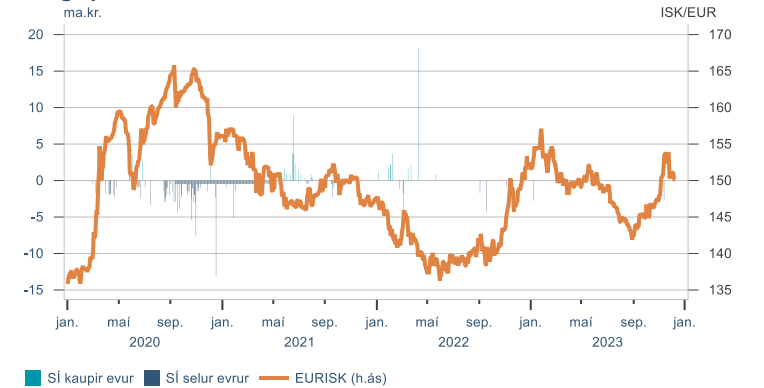
## Gengi krónunnar



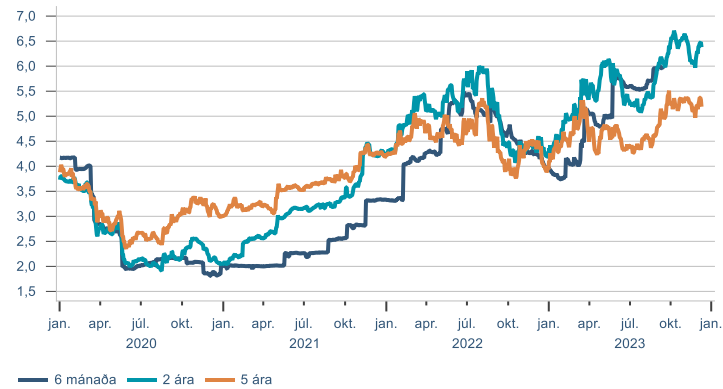
## Gengisvísitalan



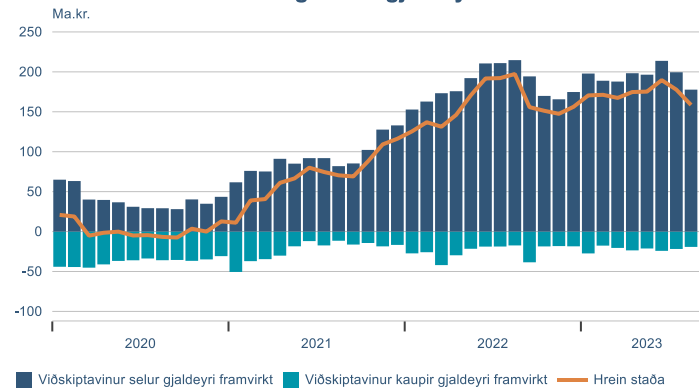
## Inngrip SÍ



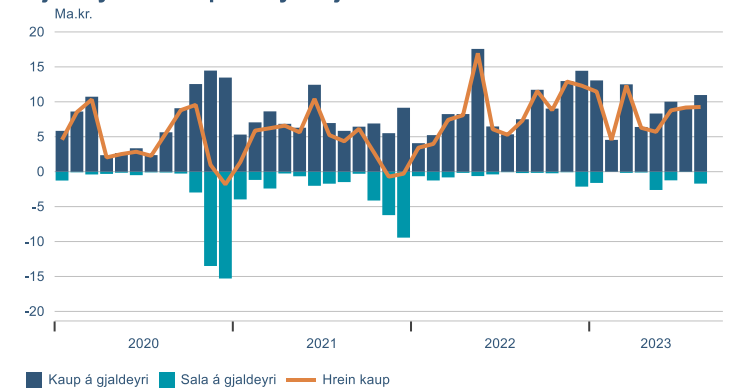
## Vaxtamunur við evru



## Staða framvirkra samninga með gjaldeyri

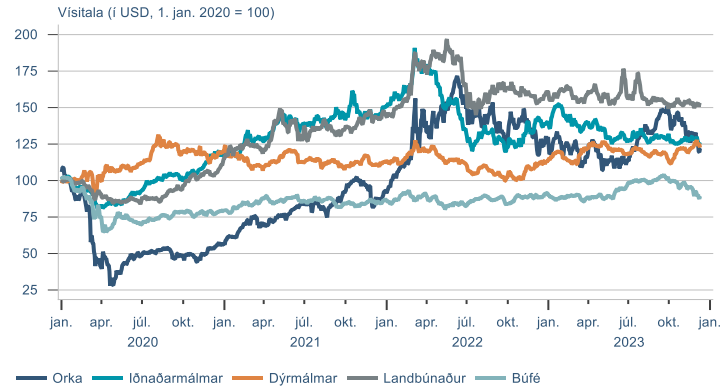


## Gjaldeyrivíðskipti lífeyrissjóða



# Hrávörur

## S&P GSCI hrávörusíðitölur



## Álverð

3 mánaða framvirk verð, LME



## Heimsmarkaðsverð á olíu

Brent



## Flutningskostnaður

Baltic exchange visitölur





Hlutabréf		ávöxtun			
		Áramót	1M	3M	12M
OMXI10	2268,9	-9,1%	9,6%	-4,1%	-12,7%
OMXI10GI	2850,5	-6,6%	9,6%	-4,1%	-10,2%
Alvotek	1320,0	-10,8%	8,2%	3,9%	6,0%
Amaroq	112,0	42,7%	7,7%	17,4%	40,0%
Brim	82,4	-5,7%	22,6%	7,9%	-4,7%
Eimskip	445,0	-12,1%	-0,2%	-10,6%	-12,1%
Hampiðjan	129,0	9,3%	4,9%	-7,9%	17,3%
Iceland Seafood	5,6	-8,3%	-8,3%	0,9%	-17,8%
Icelandair	1,3	-20,6%	-3,4%	-26,9%	-26,9%
Marel	446,0	-8,6%	27,4%	-2,6%	-14,2%
Síldarvinnslan	103,5	-14,5%	8,3%	-5,9%	-13,4%
Festi	176,5	-1,4%	-3,6%	-1,9%	-1,9%
Hagar	67,5	-7,5%	-0,7%	0,7%	-5,6%
Skeljungur	13,9	-9,6%	12,1%	7,8%	-13,0%
Ölgerðin	13,9	32,5%	11,7%	10,4%	28,2%
Nova	4,0	-8,1%	-0,5%	-4,6%	-3,7%
Síminn	9,2	-13,3%	5,5%	-6,4%	-14,9%
Sýn	44,6	-25,5%	1,4%	2,3%	-23,6%
Arion	139,0	-1,5%	7,3%	0,0%	-4,3%
Íslandsbanki	107,5	-5,7%	4,4%	-5,7%	-6,5%
Kvika	15,5	-16,7%	9,2%	-5,8%	-22,4%
Sjóvá	37,6	18,9%	11,6%	10,9%	18,9%
VÍS	16,1	-1,8%	3,9%	-11,5%	-7,2%
Eik	11,6	3,3%	3,6%	-3,3%	0,7%
Reginn	22,6	-17,5%	0,9%	-7,4%	-19,3%
Reitir	79,0	-9,6%	3,3%	-3,4%	-9,6%

Leiðrétt fyrir arðgreiðslum

Gjaldeyri		áramót	1M	3M	12M
GVT	196,8	-1,5%	0,1%	5,0%	-0,8%
EUR	150,1	-0,9%	-0,3%	4,7%	0,4%
USD	139,3	-1,9%	-1,2%	4,0%	-2,0%
GBP	175,2	2,6%	1,3%	4,8%	1,1%
DKK	20,1	-1,2%	-0,2%	4,8%	0,2%
SEK	13,4	-2,0%	3,4%	10,9%	-2,6%
NOK	12,8	-11,2%	1,5%	2,0%	-10,2%
CHF	159,0	3,4%	1,4%	5,9%	5,2%
JPY	0,97	-10,4%	3,2%	6,3%	-7,2%

Ríkisskuldabréf	krafa	verð	meðalt.	ávöxtun			
				áramót	1M	3M	12M
RIKB 24 0415	9,84%	97,6	0,3	5,5%	0,8%	2,3%	5,6%
RIKB 25 0612	9,02%	98,5	1,4	3,6%	1,3%	2,5%	3,5%
RIKB 26 1015	8,18%	96,5	2,7		2,2%	3,0%	
RIKB 28 1115	7,41%	90,3	4,4	2,2%	2,7%	3,1%	1,8%
RIKB 31 0124	7,24%	96,0	5,6	1,4%	2,0%	2,4%	0,9%
RIKB 35 0917	6,89%	100,8	8,3		2,1%		
RIKB 42 0217	6,65%	77,7	11,4	-0,2%	3,0%	0,6%	-0,6%
RIKS 26 0216	3,33%	96,2	2,1	6,3%	0,5%	2,7%	6,4%
RIKS 30 0701	3,01%	101,4	5,9	3,3%	0,3%	1,6%	2,6%
RIKS 33 0321	2,83%	101,4	8,1	2,2%	0,9%	2,2%	1,5%
RIKS 37 0115	2,49%	83,5	12,1	1,6%	3,5%	2,7%	1,8%

Hlutabréfavisítölur		áramót	1M	3M	12M
OMXI10	2268,9	-9,1%	9,6%	-4,1%	-12,7%
OMXN40	2430,0	11,7%	3,9%	4,2%	10,2%
S&P 500	4604,4	19,9%	5,1%	3,3%	16,2%
FTSE 100	7554,5	1,4%	2,1%	1,0%	1,1%

---

Þessi umfjöllun og/eða samantekt er markaðsefni sem er ætlað til upplýsinga en felur hvorki í sér fjárfestingarráðgjöf né óháða fjárfestingargreiningu. Lagakröfur sem gilda um fjárfestingarráðgjöf og fjárfestingargreiningar eiga því ekki við, þar með talið bann við viðskiptum fyrir dreifingu. Umfjöllunin er unnin út frá opinberum upplýsingum frá aðilum sem Landsbankinn telur áreiðanlega, en bankinn getur ekki ábyrgst réttmæti upplýsinganna. Landsbankinn tekur enga ábyrgð á tjóni sem gæti hlotist af notkun upplýsinganna sem hér eru settar fram.

Upplýsingar um fyrri árangur fjármálagerninga eða -vísitalna sýna nafnávöxtun, nema annað sé tekið fram. Ef árangur byggir á erlendum gjaldmiðli getur ávöxtun aukist eða minnkað vegna gengissveiflna. Árangur í fortíð gefur ekki áreiðanlega vísbendingu um framtíðarárangur. Nánari upplýsingar um fyrri árangur fjármálagerninga og -vísitalna má finna á [vef Landsbankans](#), þ.m.t. um ávöxtun síðastliðinna 5 ára.

Verðbréfavíðskipti fela í sér áhættu og eru lesendur hvattir til að kynna sér [áhættulýsingu vegna viðskipta með fjármálagerninga](#) og [stefnu Landsbankans um hagsmunaárekstra](#) á vef Landsbankans.

Landsbankinn er viðskiptabanki sem starfar samkvæmt lögum nr. 161/2002, um fjármálafyrirtæki, og starfar undir leyfi og eftirliti fjármálaeftirlits Seðlabanka Íslands ([www.fme.is](http://www.fme.is)).