



Vikubyrjun 4. desember 2023

Hagfræðideild



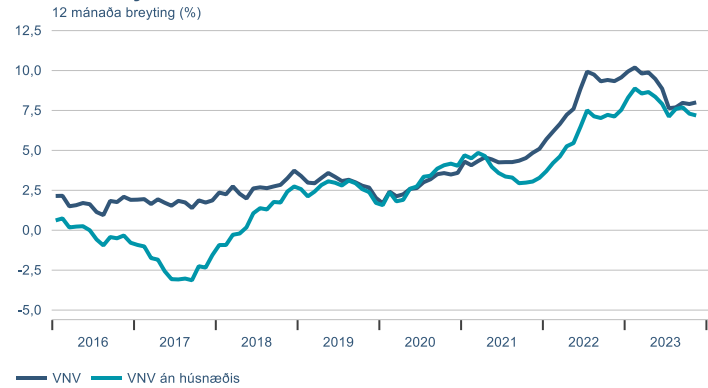
Dagatal

Vikud.	Dag.	kl.	Viðburður	Tímabil	Birtingaraðili
pri	5. des.	09:00	Starfandi samkvæmt skrá	okt	Hagstofan
		09:00	Staðgreiðsluskyldar greiðslur	okt	Hagstofan
mið	6. des.		Yfirlýsing fjármálastöðugleikanefndar		Seðlabankinn
			Fundargerð peningastefnunefndar		Seðlabankinn
			Flutningstölur	nóv	Icelandair
			Úboð á víxlum (HAGA240612)		Hagar
		09:00	Fjármálareikningar fjármálafyrirtækja	3. ársfj.	Seðlabankinn
		09:00	Lífeyrissjóðir	nóv	Seðlabankinn
fim	7. des.		Flutningstölur	nóv	Play
		09:00	Fjármál hins opinbera	3. ársfj.	Hagstofan
		09:00	Vöruviðskipti (bráðabirgðatölur)	nóv	Hagstofan
		09:00	Efnahagur Seðlabankans	nóv	Seðlabankinn
fös	8. des.	12:00	Skráð atvinnuleysi	nóv	Vinnumálastofnun
		09:00	Vísitala heildarlauna	3. ársfj.	Hagstofan
		09:00	Raugengi	nóv	Seðlabankinn
		09:00	Erlend staða Seðlabankans	nóv	Seðlabankinn
		09:00	Gjaldeyrismarkaður	nóv	Seðlabankinn
		09:00	Krónumarkaður	nóv	Seðlabankinn

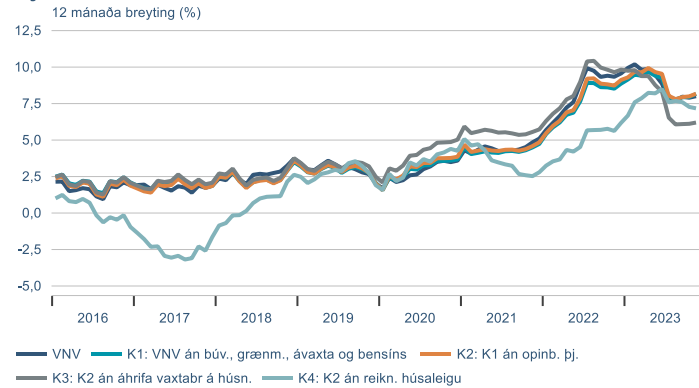
▶ Efnahagsmál

Verðlag

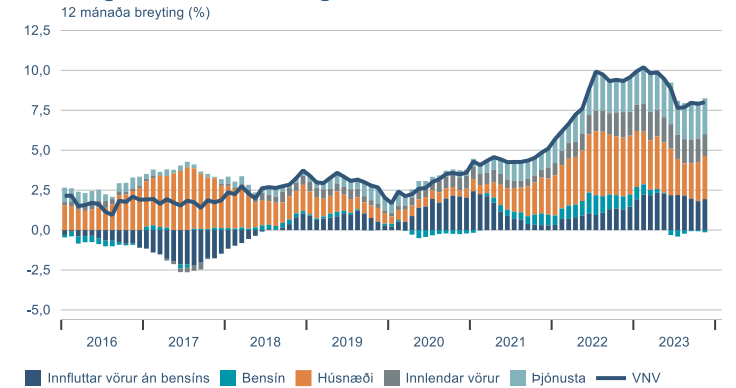
Viðitala neysluverðs



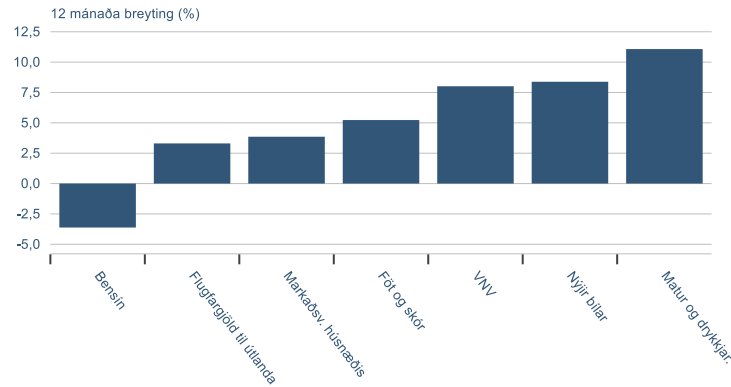
Kjarnavísitölur



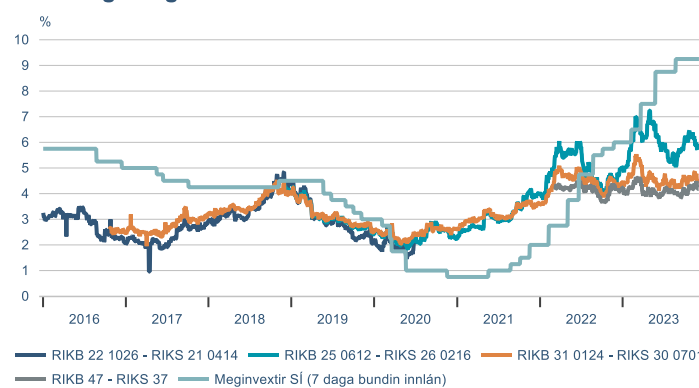
Framlag undirliða verðbólgu



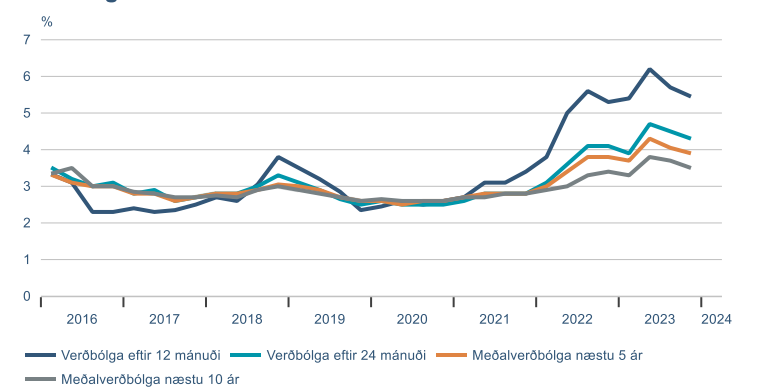
Valdir undirliðir



Verðbólguálag á skuldabréfamarkaði

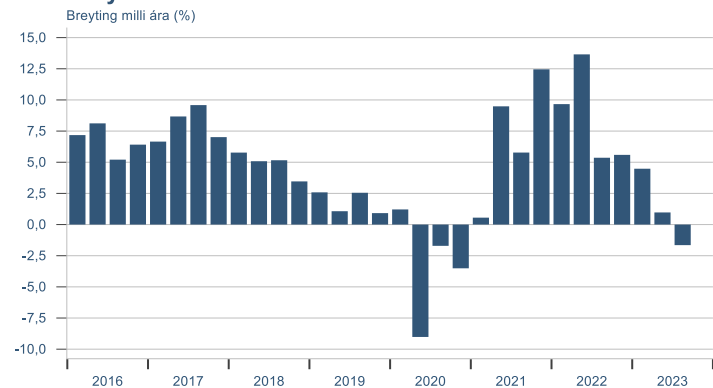


Væntingakönnun markaðsaðila

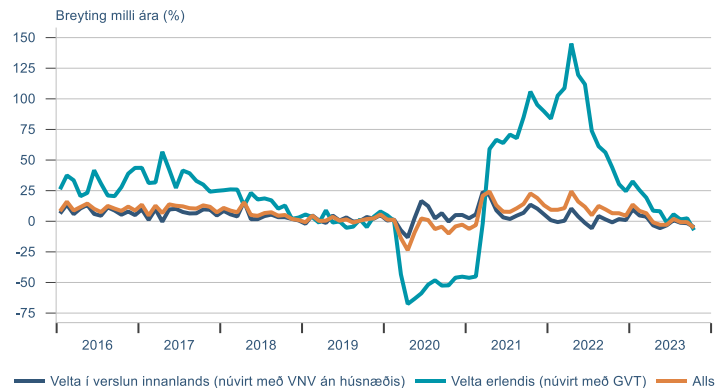


Heimilin

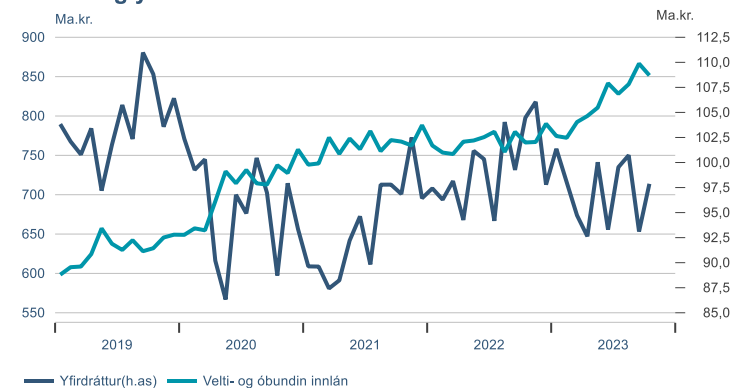
Einkaneysla



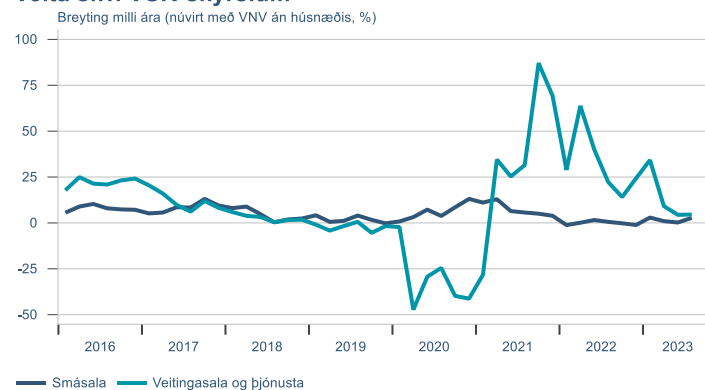
Greiðslukortavelta



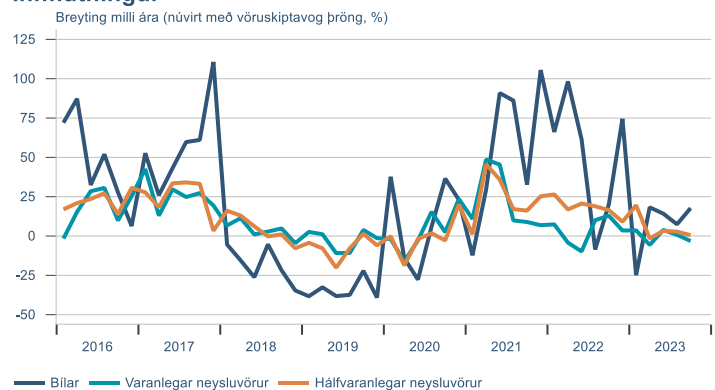
Innlán og yfirdráttur heimilanna



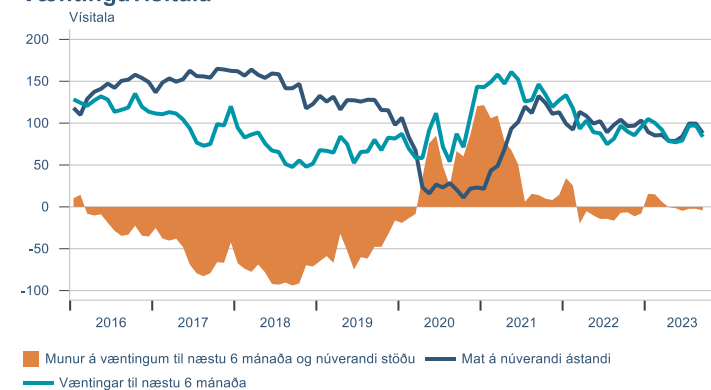
Velta skv. VSK-skýrslum



Innflutningur

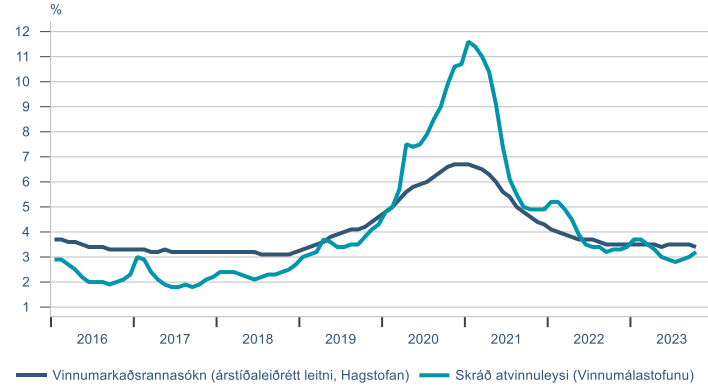


Væntingavísitala

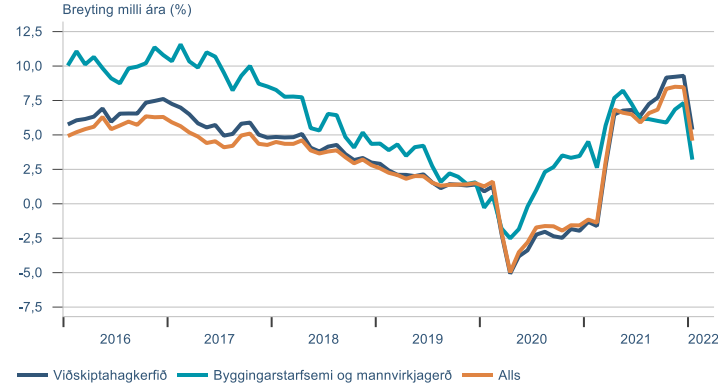


Vinnumarkaðurinn

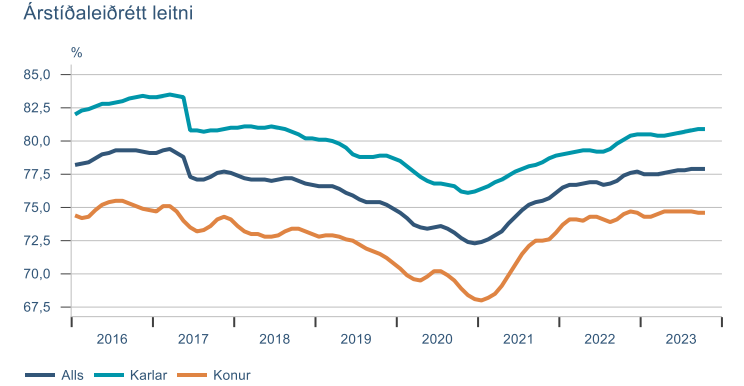
Atvinnuleysi



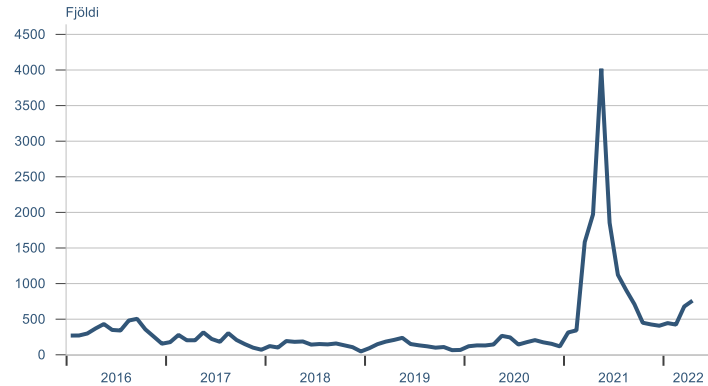
Fjöldi launagreiðenda



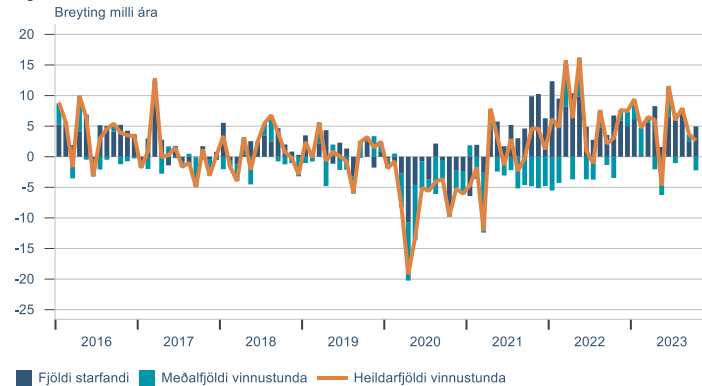
Atvinnuþáttaka



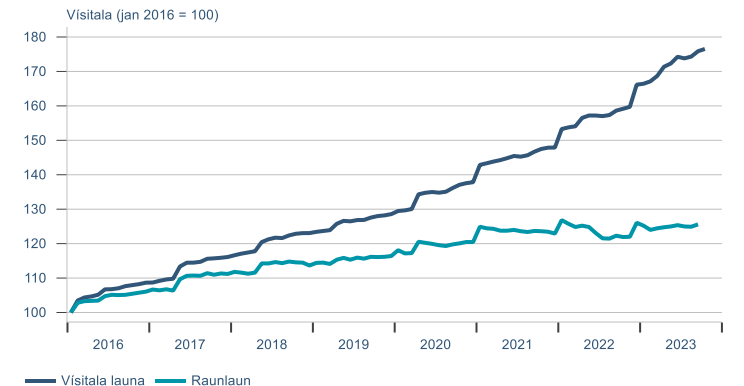
Laus störf



Fjöldi vinnustunda

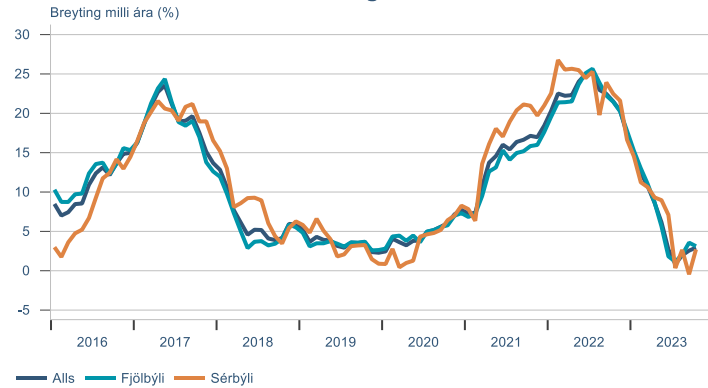


Laun

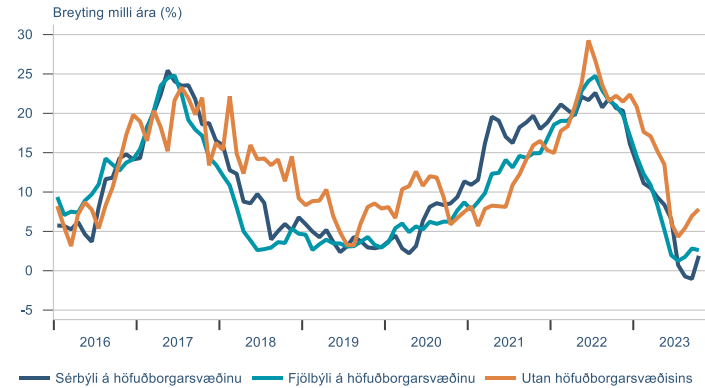


Fasteignamarkaðurinn

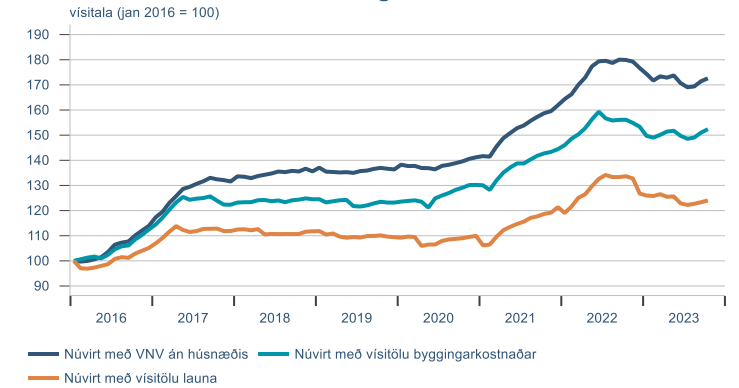
Vísitala íbúðaverðs á höfuðborgarsvæðinu



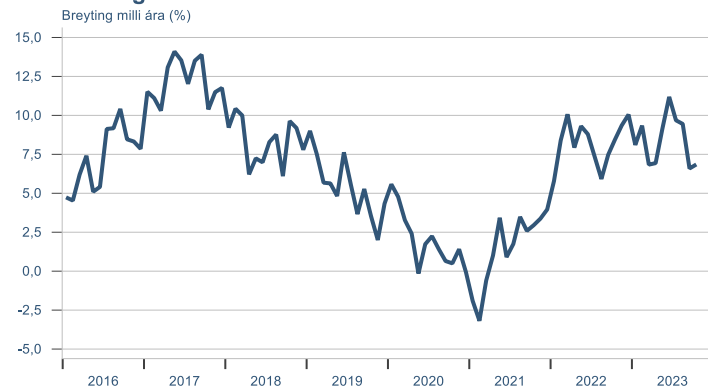
Vísitala markaðsverðs húsnæðis



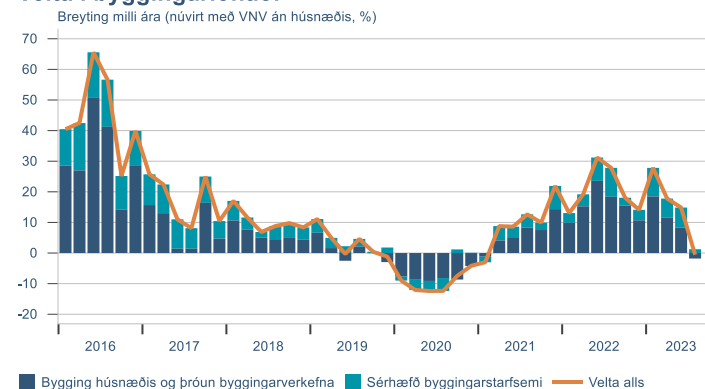
Vísitala íbúðaverðs á höfuðborgarsvæðinu



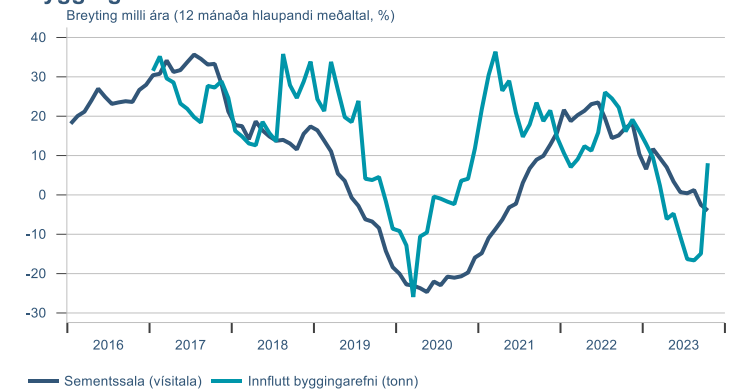
Vísitala leiguverðs



Velta í byggingariðnaði

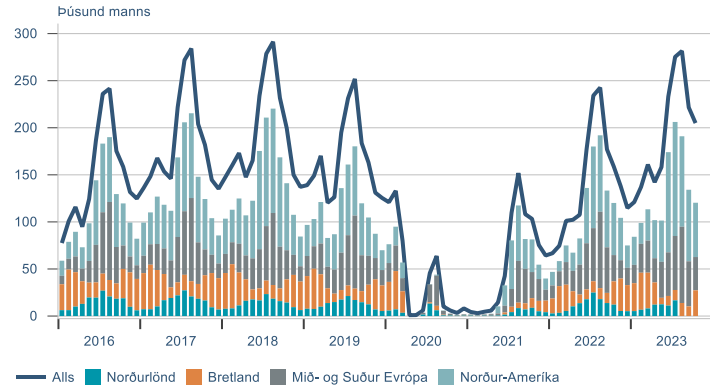


Byggingavörur



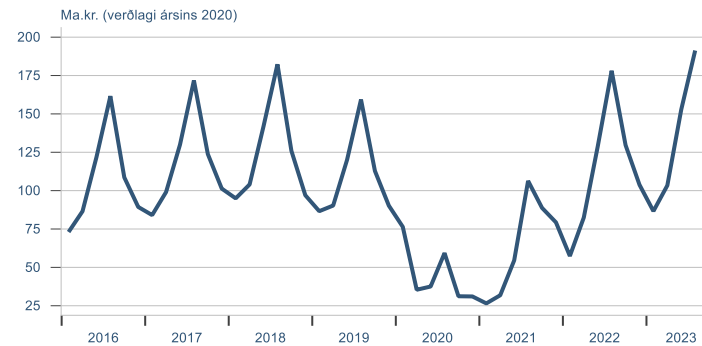
Ferðapjónustan

Erlendir ferðamenn um Leifstöð



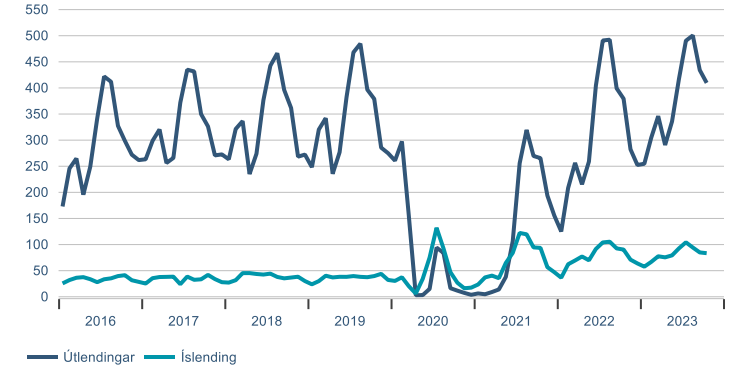
Velta í ferðapjónustu

Velta á VSK-tímabili (2 mánuðir)



Gistinætur á hótélum

Þúsund nætur



Velta erlendra greiðslukorta

ma.kr. (föstu gengi)

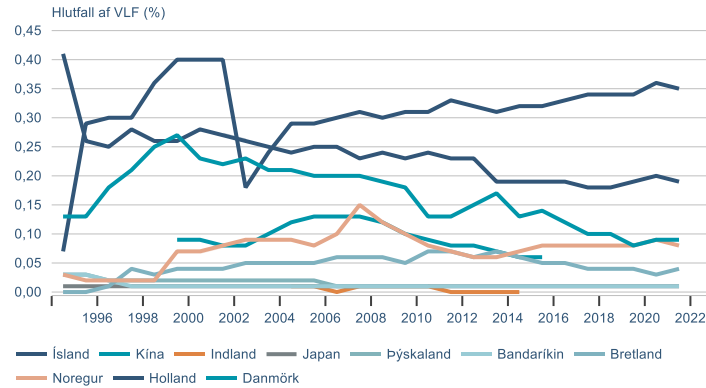


Fjöldi launagreiðenda í ferðapjónustu

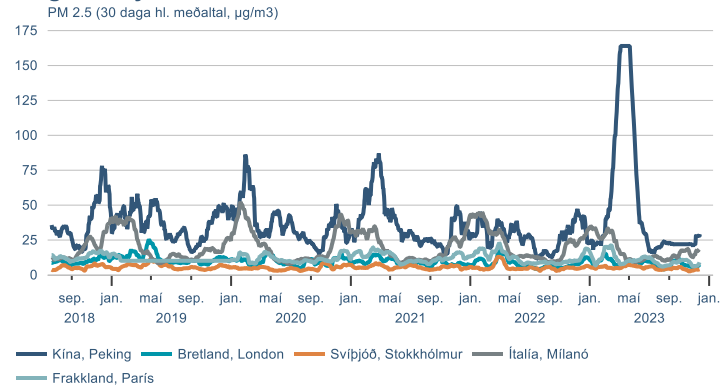


Sjálfbærni

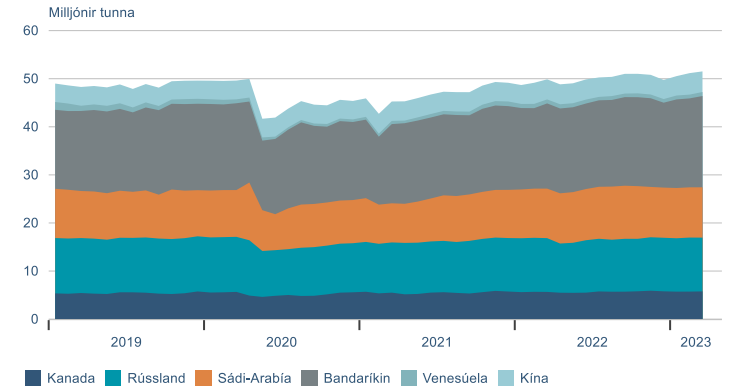
Umhverfisskattur



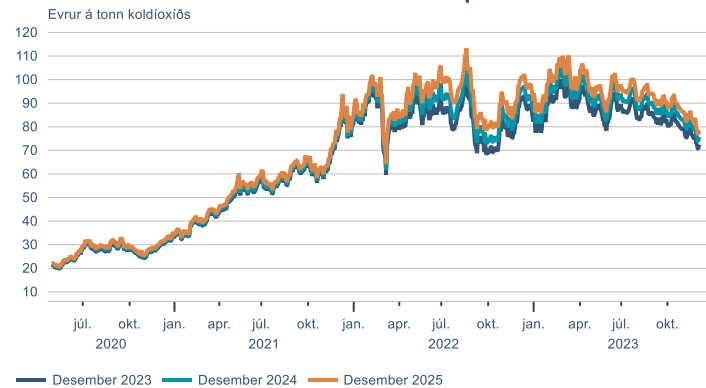
Magn svifryks



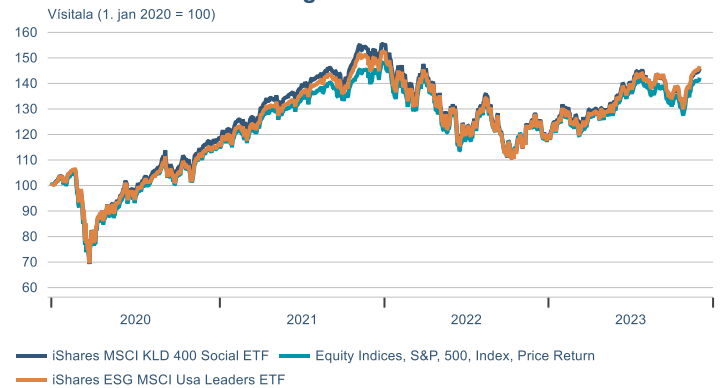
Framleiðsla hráolíu



EUA Losunarheimildir innan ETS viðskiptakerfisins



UFS Hlutabréfavisitölur og S&P 500

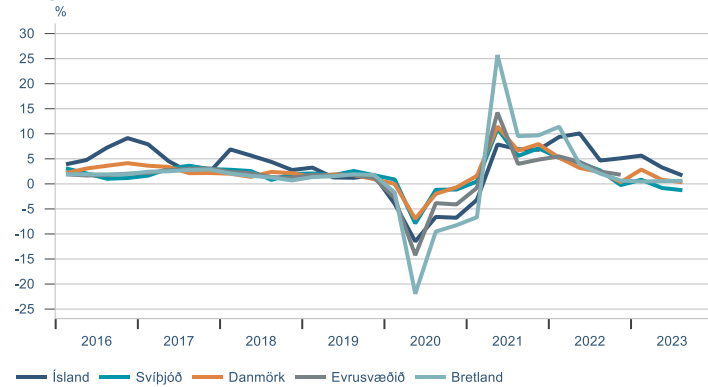


Hlutabréfavisitölur orkufyrirtækja (hluti af Eurofirst 300)

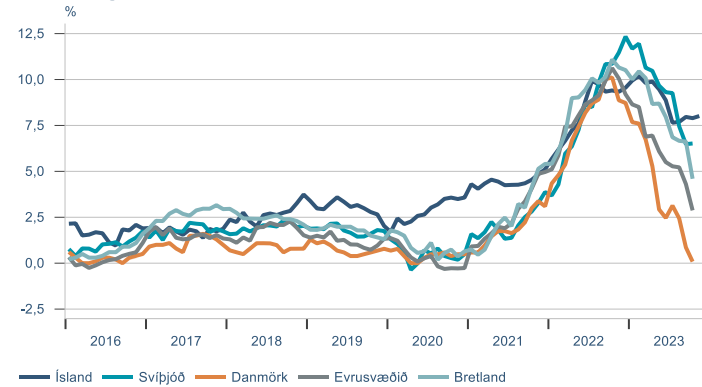


Alþjóðlegur samanburður

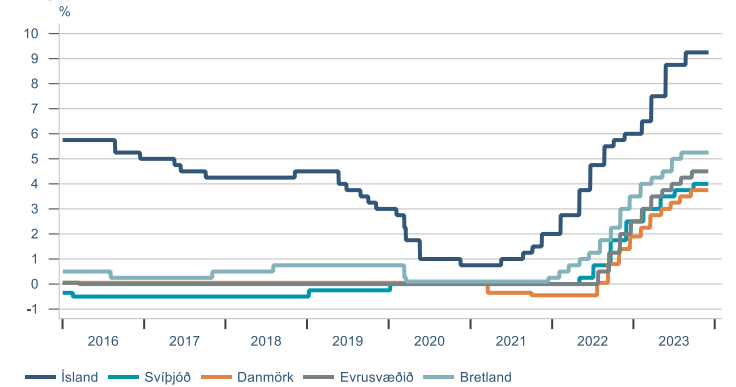
Hagvöxtur



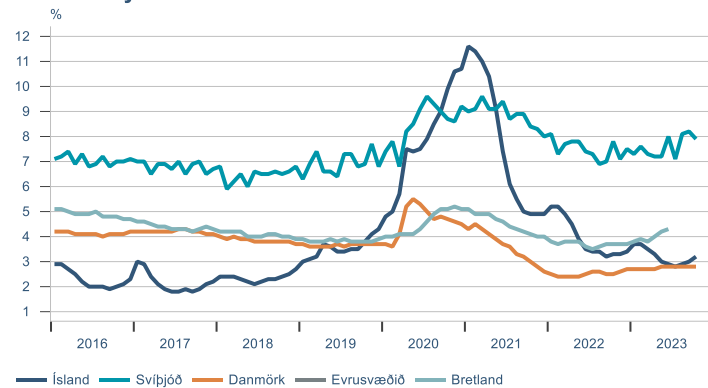
Verðbólga



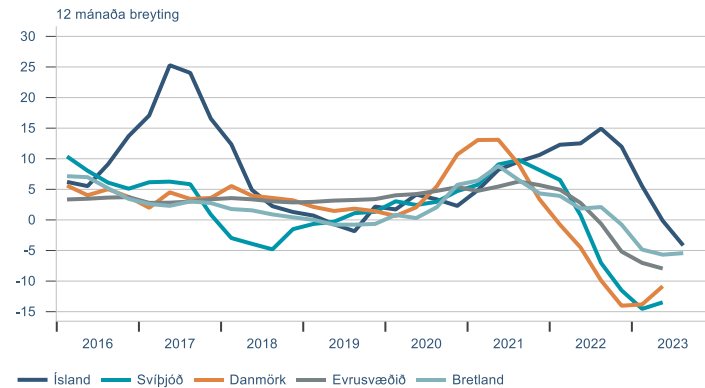
Stýrivextir



Atvinnuleysi



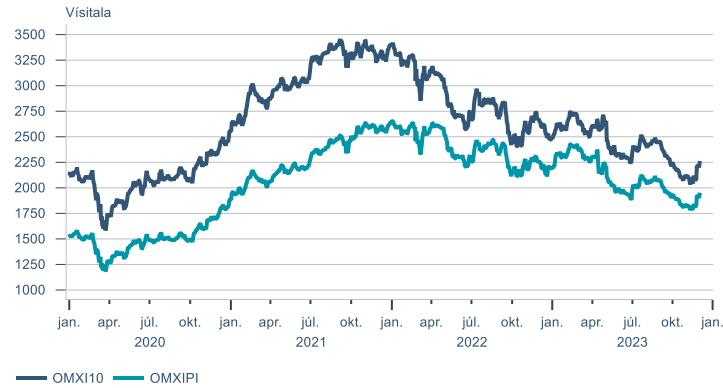
Rauverð íbúða



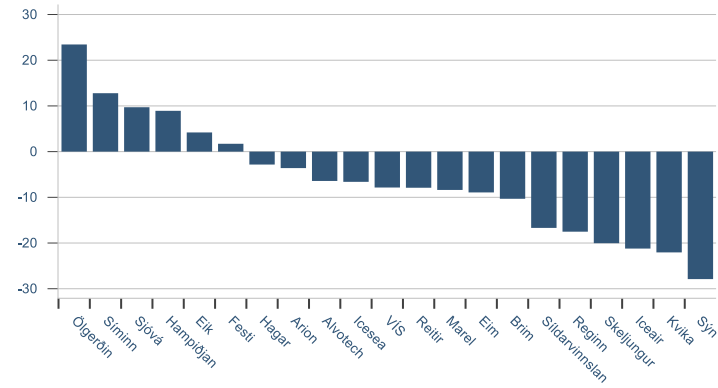
► Fjármálamarkaðir

Hlutabréf

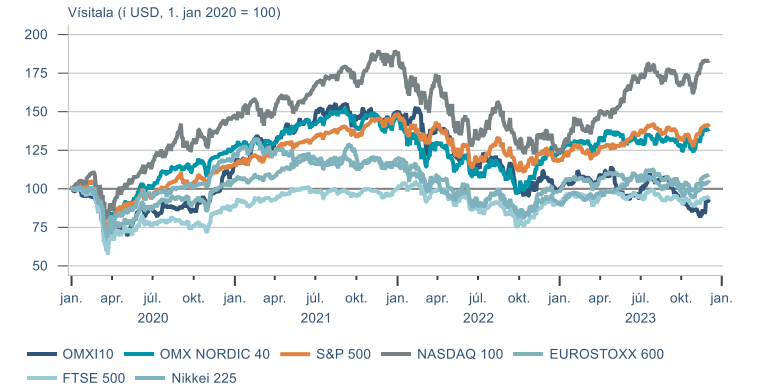
OMX-vísitölur



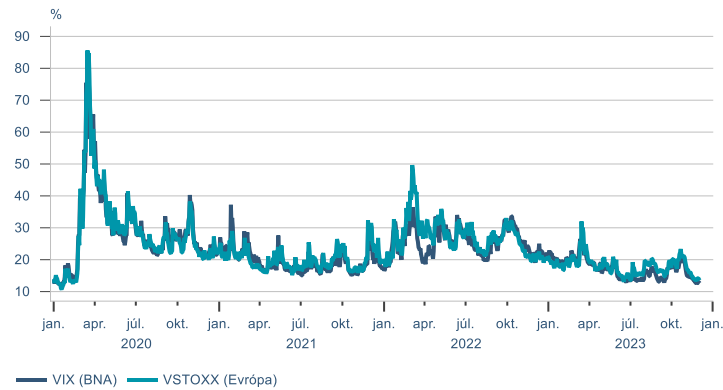
Það sem af er ári



Hlutabréfavisitölur

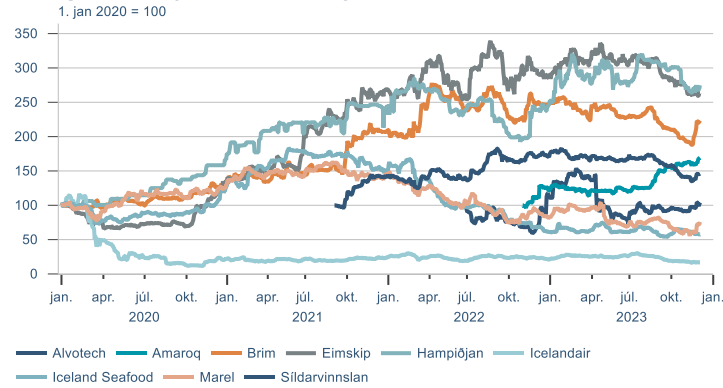


Vix-vísitölur

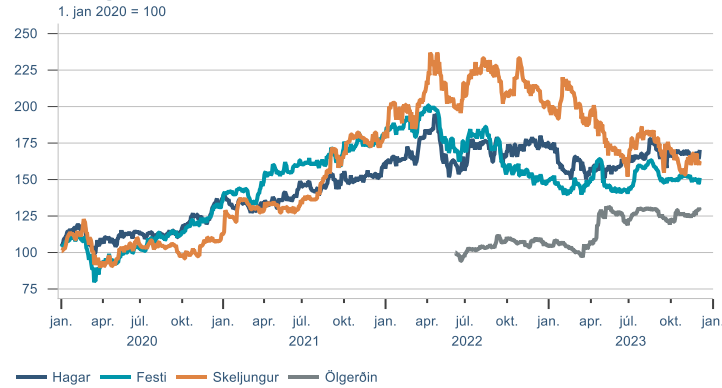


Hlutabréf

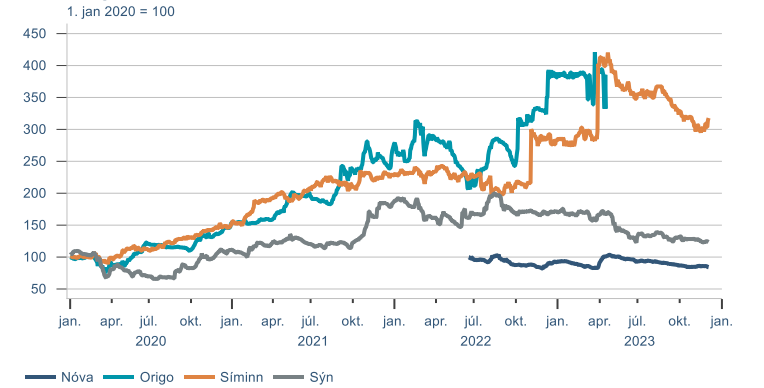
Félög með tekjur í erlendri mynt



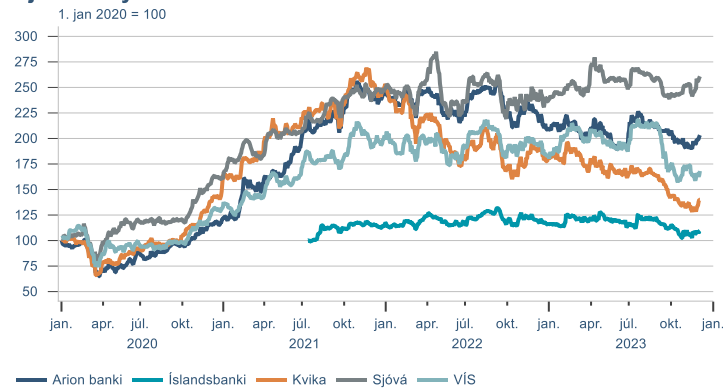
Heild- og smásala



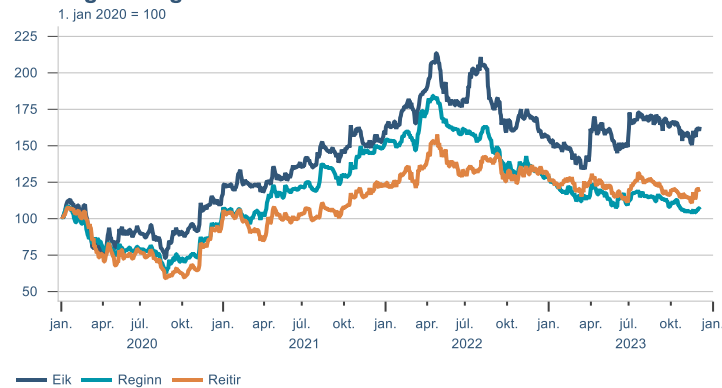
Tæknifyrirtæki



Fjármálfyrirtæki

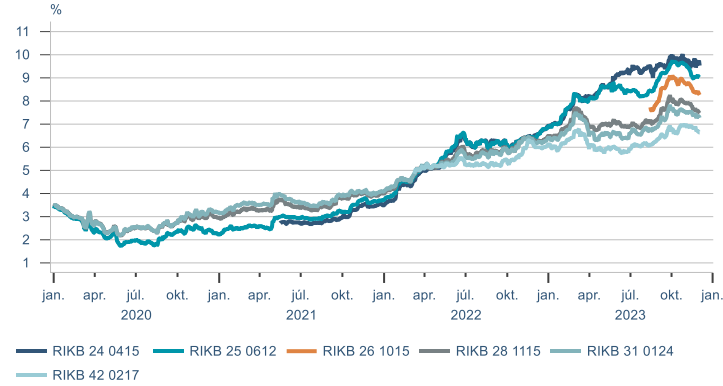


Fasteignafélög

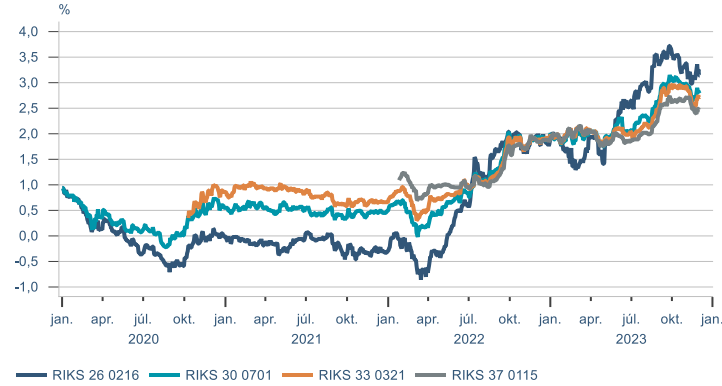


Skuldabréf

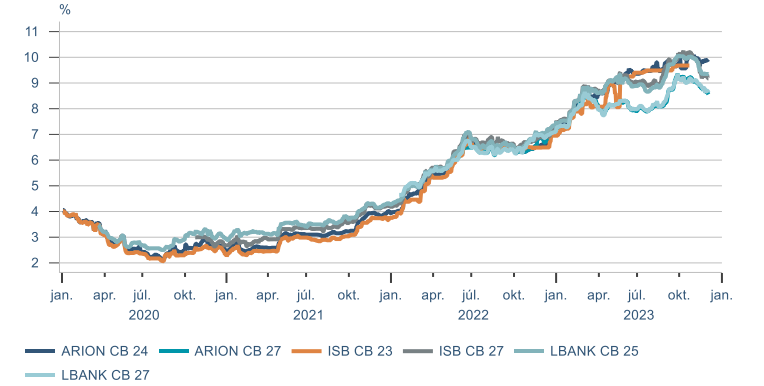
Óverðtryggð ríkisbréf



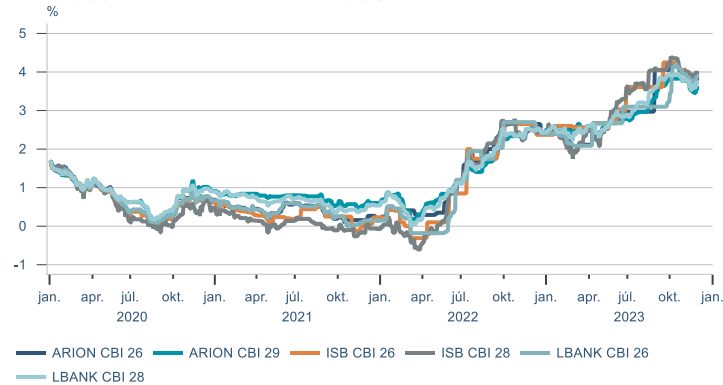
Verðtryggð ríkisbréf



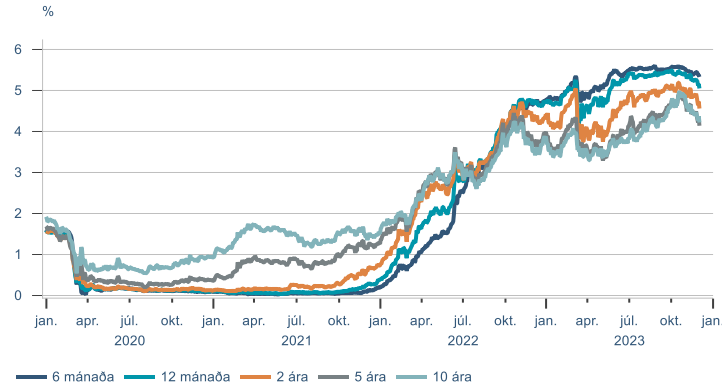
Sértryggð skuldabréf - óverðtryggð



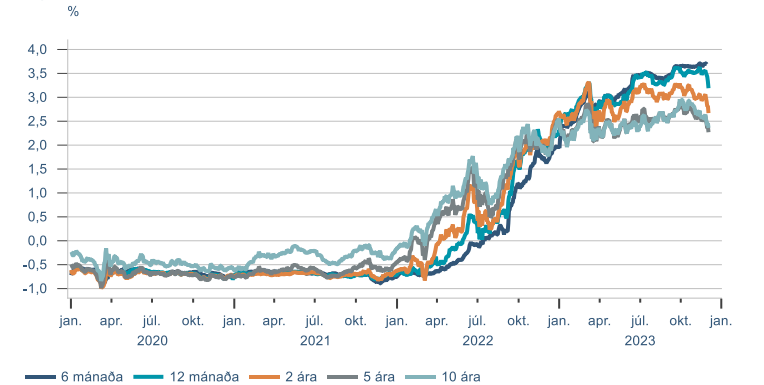
Sértryggð skuldabréf - verðtryggð



Bandarísk ríkisskuldabréf



Þýsk ríkisskuldabréf

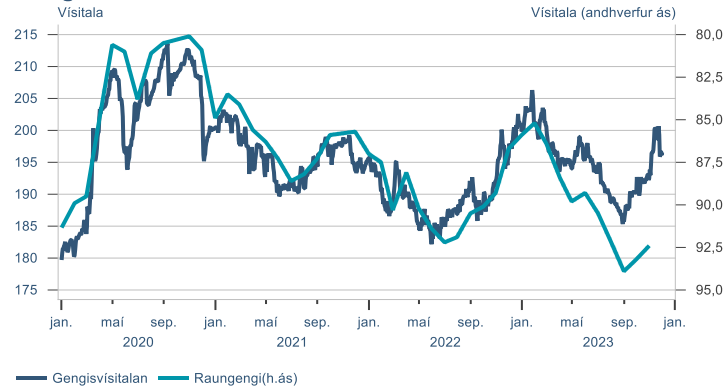


Gjaldeyrir

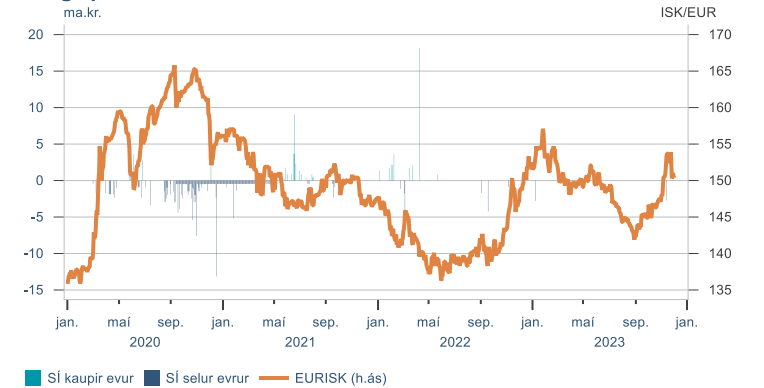
Gengi krónunnar



Gengisvísitalan



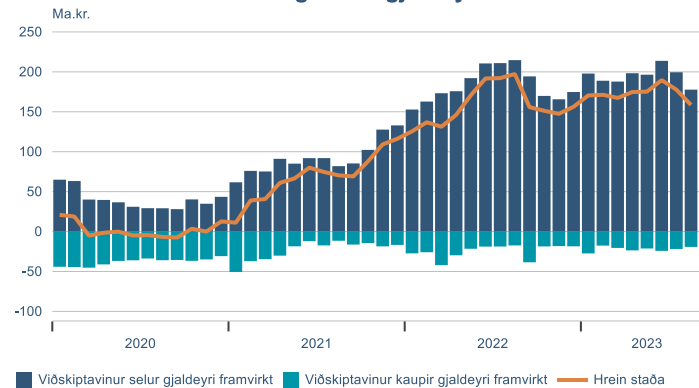
Inngrip SÍ



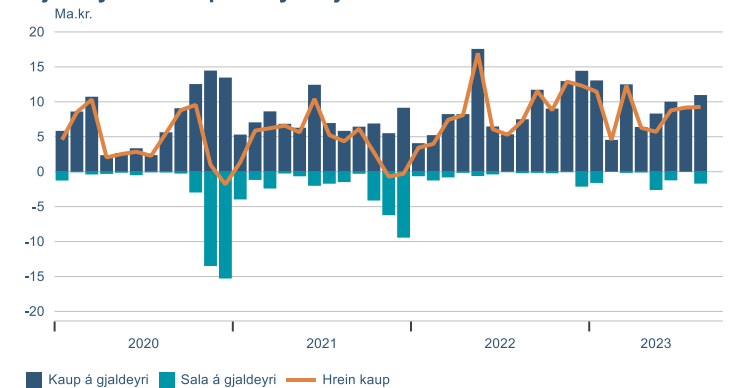
Vaxtamunur við evru



Staða framvirkra samninga með gjaldeyri



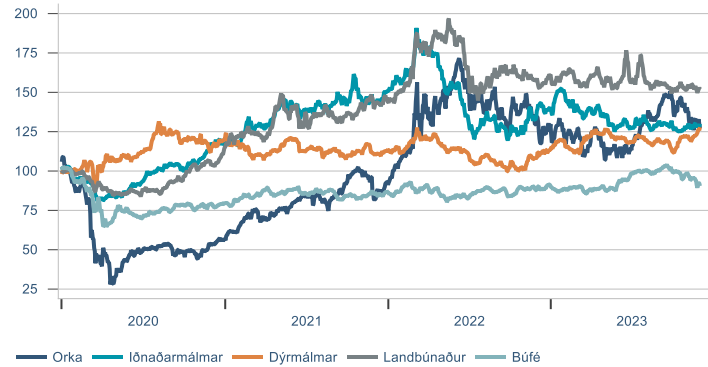
Gjaldeyrsviðskipti lífeyrissjóða



Hrávörur

S&P GSCI hrávörusíðilur

Vísitala (í USD, 1. jan. 2020 = 100)



Álverð

3 mánaða framvirk verð, LME



Heimsmarkaðsverð á olíu

Brent



Flutningskostnaður

Baltic exchange vísitalur

Vísitala (í USD, 1. jan 2020 = 100)



Hlutabréf		ávöxtun			
		Áramót	1M	3M	12M
OMXI10	2262,5	-9,4%	8,2%	-7,7%	-15,4%
OMXI10GI	2842,4	-6,8%	8,2%	-7,7%	-13,0%
Alvotech	1385,0	-6,4%	15,4%	5,3%	48,6%
Amaroq	107,5	36,9%	4,9%	15,6%	52,5%
Brim	78,4	-10,3%	16,0%	1,3%	-10,3%
Eimskip	452,0	-10,8%	-3,2%	-15,0%	-13,2%
Hampiðjan	127,0	7,6%	2,4%	-10,2%	13,4%
Iceland Seafood	5,7	-6,6%	-10,3%	0,9%	-15,0%
Icelandair	1,3	-21,2%	-3,8%	-31,7%	-27,3%
Marel	447,0	-8,4%	18,9%	-7,6%	-18,4%
Síldarvinnslan	99,2	-18,0%	3,8%	-11,4%	-15,9%
Festi	182,0	1,7%	-0,5%	-3,2%	1,7%
Hagar	68,5	-6,2%	2,2%	-1,4%	-6,8%
Skeljungur	12,3	-20,0%	6,0%	-8,9%	-23,9%
Ölgerðin	12,9	23,4%	3,8%	1,2%	17,8%
Nova	3,9	-9,5%	-1,0%	-7,2%	-2,3%
Síminn	9,0	-15,0%	4,7%	-10,0%	-16,6%
Sýn	42,4	-29,2%	-3,6%	-6,4%	-28,9%
Arion	136,0	-3,6%	6,7%	-4,6%	-10,7%
Íslandsbanki	107,0	-6,1%	4,4%	-7,4%	-8,9%
Kvika	14,5	-22,1%	6,2%	-14,7%	-26,7%
Sjóvá	34,7	9,7%	3,7%	0,3%	6,5%
VÍS	15,1	-7,9%	0,0%	-20,1%	-14,0%
Eik	11,7	4,2%	4,5%	-3,3%	-3,6%
Reginn	22,6	-17,5%	1,8%	-8,1%	-20,4%
Reitir	80,5	-7,9%	4,9%	-1,8%	-10,4%

Leiðrétt fyrir arðgreiðslum

Gjaldeyri		ávöxtun			
		áramót	1M	3M	12M
GVT	197,5	-1,2%	1,9%	5,9%	-0,2%
EUR	151,1	-0,3%	2,0%	5,9%	1,6%
USD	138,9	-2,2%	-1,1%	5,6%	-2,3%
GBP	175,6	2,8%	3,1%	5,3%	1,2%
DKK	20,3	-0,5%	2,2%	5,9%	1,4%
SEK	13,3	-2,5%	5,9%	10,8%	-2,6%
NOK	12,9	-10,4%	2,9%	4,0%	-11,0%
CHF	158,6	3,1%	2,5%	6,4%	5,2%
JPY	0,94	-12,9%	0,9%	3,5%	-10,2%

Hlutabréfavisitölur		ávöxtun			
		áramót	1M	3M	12M
OMXI10	2262,5	-9,4%	8,2%	-7,7%	-15,4%
OMXN40	2426,8	11,6%	7,5%	4,6%	8,8%
S&P 500	4594,6	19,7%	8,4%	1,7%	12,7%
FTSE 100	7529,4	1,0%	2,5%	0,9%	-0,4%

Ríkisskuldabréf		ávöxtun					
		krafa	verð	meðalt.	áramót	1M	3M
RIKB 24 0415	9,77%	97,5	0,4	5,3%	0,9%	2,3%	5,5%
RIKB 25 0612	9,03%	98,5	1,4	3,4%	1,5%	2,0%	3,0%
RIKB 26 1015	8,27%	96,2	2,7		2,0%	1,4%	
RIKB 28 1115	7,48%	90,1	4,5	1,8%	2,5%	1,0%	1,5%
RIKB 31 0124	7,27%	95,8	5,6	1,1%	2,2%	0,1%	0,3%
RIKB 35 0917	7,01%	99,9	8,3		2,5%		
RIKB 42 0217	6,64%	77,8	11,5	-0,2%	4,7%	-1,1%	-1,1%
RIKS 26 0216	3,15%	96,5	2,2	6,6%	1,3%	2,5%	7,2%
RIKS 30 0701	2,78%	102,8	6,0	4,5%	2,0%	1,1%	4,5%
RIKS 33 0321	2,71%	102,3	8,1	3,0%	2,6%	0,4%	2,8%
RIKS 37 0115	2,47%	83,8	12,1	1,8%	3,9%	1,3%	2,1%

Þessi umfjöllun og/eða samantekt er markaðsefni sem er ætlað til upplýsinga en felur hvorki í sér fjárfestingarráðgjöf né óháða fjárfestingargreiningu. Lagakröfur sem gilda um fjárfestingarráðgjöf og fjárfestingargreiningar eiga því ekki við, þar með talið bann við viðskiptum fyrir dreifingu. Umfjöllunin er unnin út frá opinberum upplýsingum frá aðilum sem Landsbankinn telur áreiðanlega, en bankinn getur ekki ábyrgst réttmæti upplýsinganna. Landsbankinn tekur enga ábyrgð á tjóni sem gæti hlotist af notkun upplýsinganna sem hér eru settar fram.

Upplýsingar um fyrri árangur fjármálagerninga eða -vísitalna sýna nafnávöxtun, nema annað sé tekið fram. Ef árangur byggir á erlendum gjaldmiðli getur ávöxtun aukist eða minnkað vegna gengissveiflna. Árangur í fortíð gefur ekki áreiðanlega vísbendingu um framtíðarárangur. Nánari upplýsingar um fyrri árangur fjármálagerninga og -vísitalna má finna á [vef Landsbankans](#), þ.m.t. um ávöxtun síðastliðinna 5 ára.

Verðbréfavíðskipti fela í sér áhættu og eru lesendur hvattir til að kynna sér [áhættulýsingu vegna viðskipta með fjármálagerninga](#) og [stefnu Landsbankans um hagsmunaárekstra](#) á vef Landsbankans.

Landsbankinn er viðskiptabanki sem starfar samkvæmt lögum nr. 161/2002, um fjármálafyrirtæki, og starfar undir leyfi og eftirliti fjármálaeftirlits Seðlabanka Íslands (www.fme.is).