



Vikubyrjun 27. nóvember 2023

Hagfræðideild



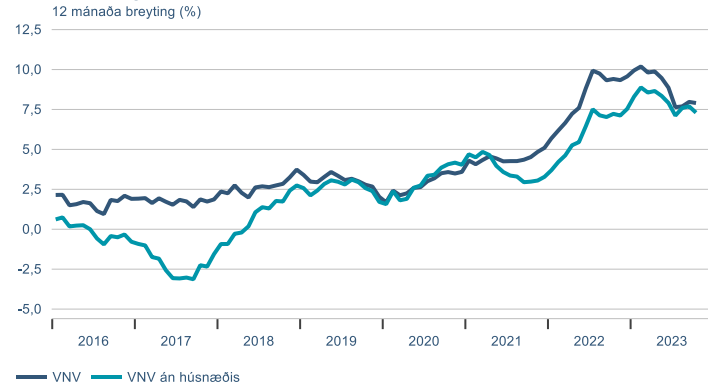
Dagatal

Vikud.	Dag.	kl.	Viðburður	Tímabil	Birtingaraðili
mán	27. nóv.	09:00	Nýskráningar félaga	okt	Hagstofan
		09:00	Gjaldprot og fyrri virkni fyrirtækja	okt	Hagstofan
			Útboð ríkisvixla		Lánamál ríkisins
		09:00	Lánasjóðir ríkisins	okt	Seðlabankinn
		09:00	Verðbr.-, fjárfest.- og fagfjárfestasjóðir	okt	Seðlabankinn
		09:00	Önnur fjármálafyrirtæki	okt	Seðlabankinn
			Fjöldi þinglýstra leigusamninga eftir landshlutum	okt	HMS
þri	28. nóv.	09:00	Verðbréfafjárfesting	okt	Seðlabankinn
			Viðskipti með atvinnuhúsnæði	okt	HMS
mið	29. nóv.	09:00	Vísitala neysluverðs Árshlutauppgjör	nóv 3. ársfj.	Hagstofan Alvotek
fim	30. nóv.	09:00	Þjóðhagsreikningar	3. ársfj.	Hagstofan
			Ferðapjónustan í tölum	nóv	Ferðamálastofa
		09:00	Aflaverðmæti	3. ársfj	Hagstofan
		09:00	Gistinætur	okt	Hagstofan
		09:00	Vöruviðskipti (uppfærðar tölur)	okt	Hagstofan
		09:00	Staða markaðsverðbréfa	okt	Seðlabankinn
			Hverjir eiga viðskipti með íbúðarhúsnæði?	3. ársfj.	HMS
fös	1. des.	09:00	Greiðslujöfnuður	3. ársfj.	Seðlabankinn
		09:00	Erlend staða þjóðarbúsins	3. ársfj.	Seðlabankinn
		09:00	Erlendar skuldir	3. ársfj.	Seðlabankinn
			Útboð ríkisbréfa		Lánamál ríkisins

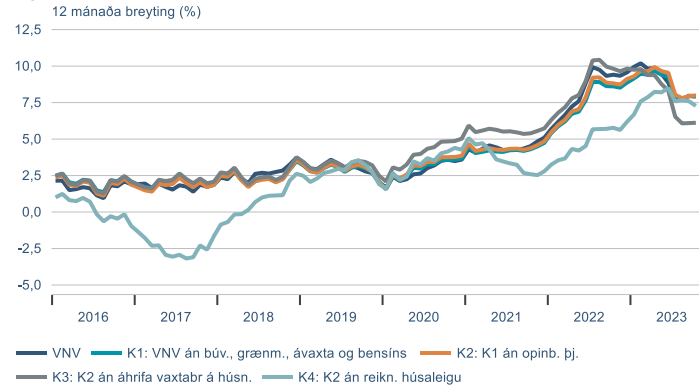
▶ Efnahagsmál

Verðlag

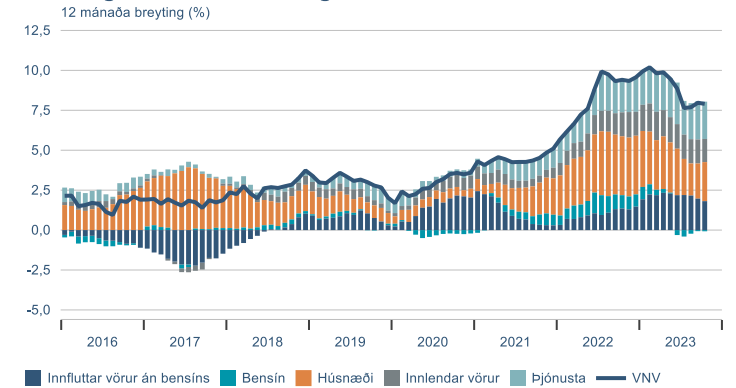
Visitala neysluverðs



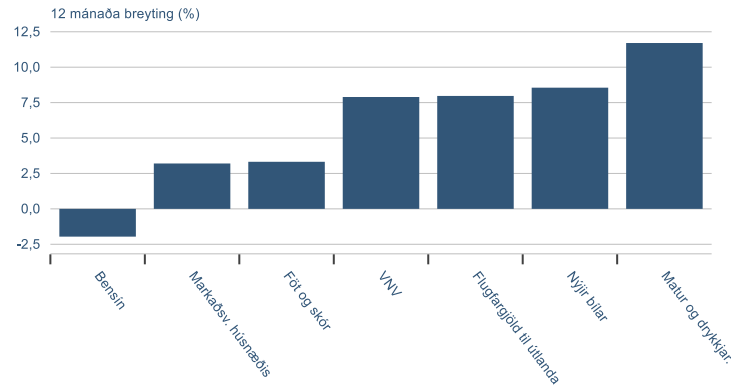
Kjarnavísitölur



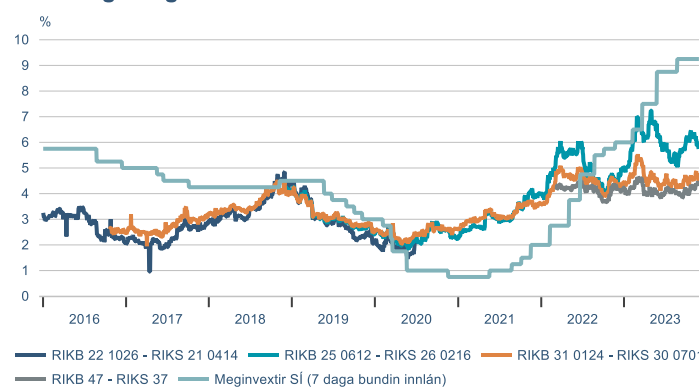
Framlag undirliða verðbólgu



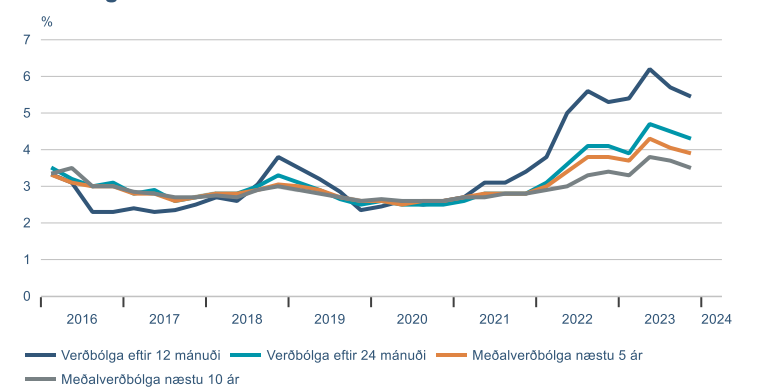
Valdir undirliðir



Verðbólguálag á skuldabréfamarkaði

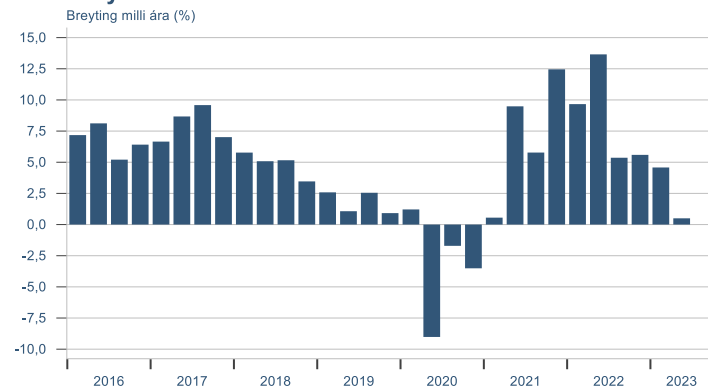


Væntingakönnun markaðsaðila

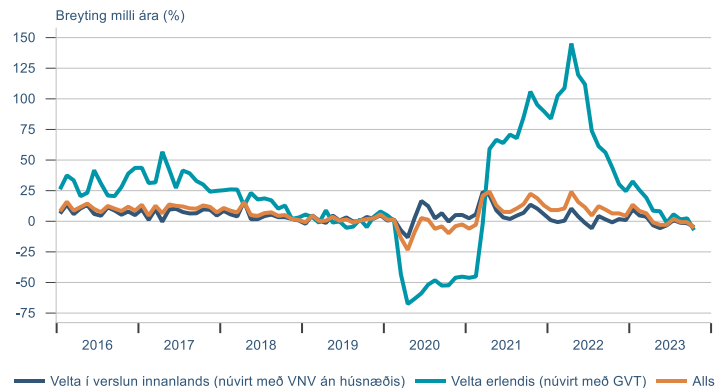


Heimilin

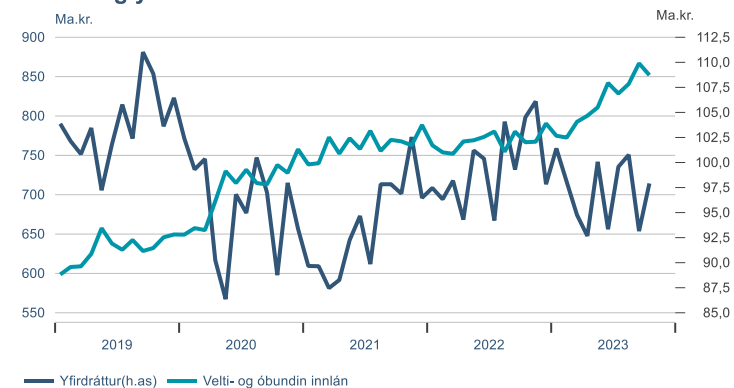
Einkaneysla



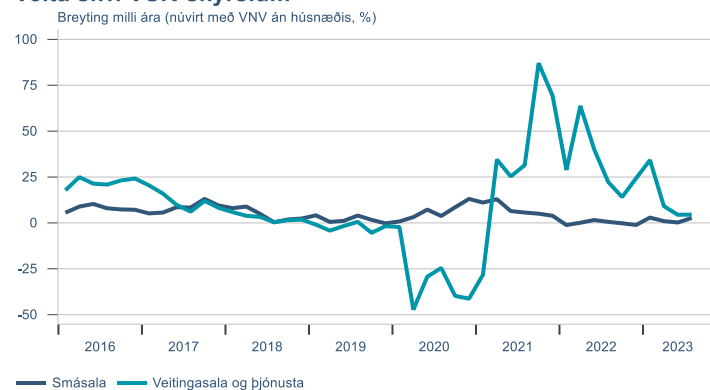
Greiðslukortavelta



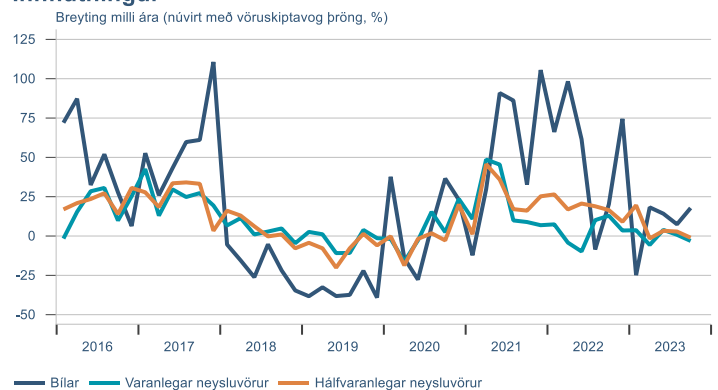
Innlán og yfirdráttur heimilanna



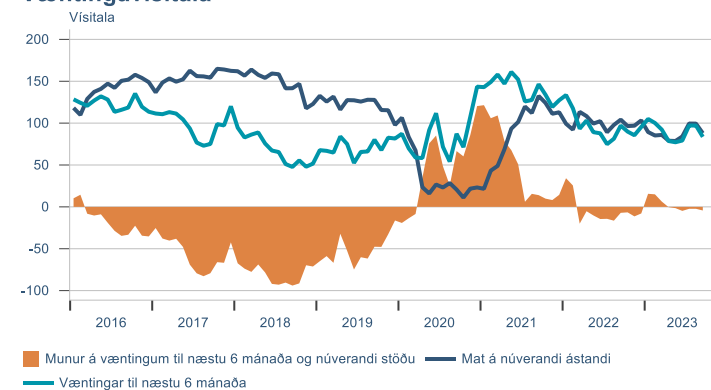
Velta skv. VSK-skýrslum



Innflutningur

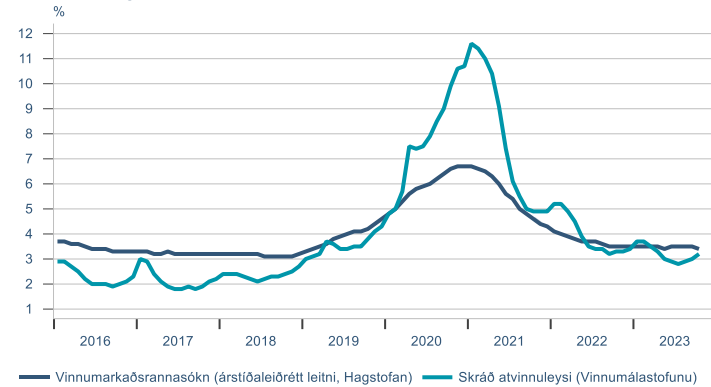


Væntingavísitala

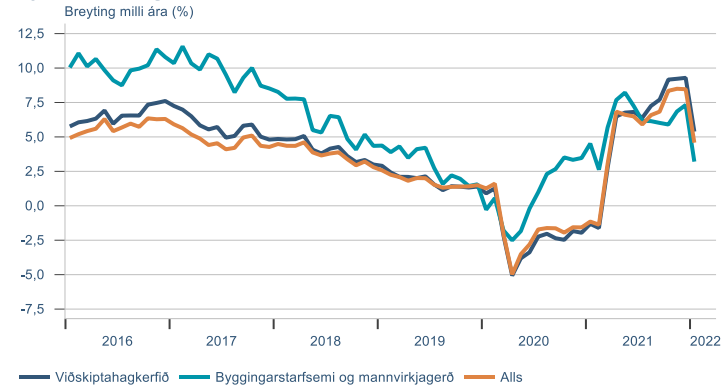


Vinnumarkaðurinn

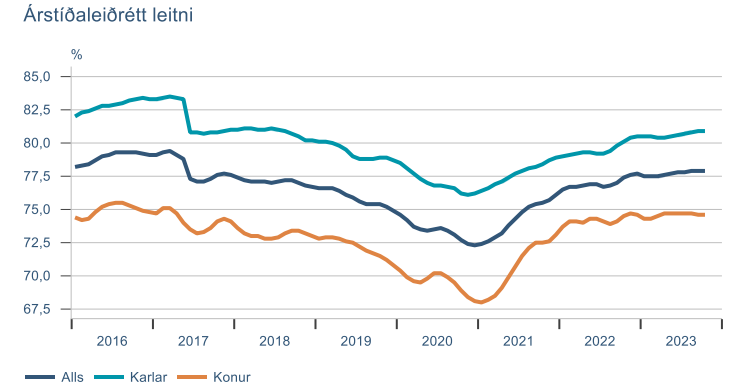
Atvinnuleysi



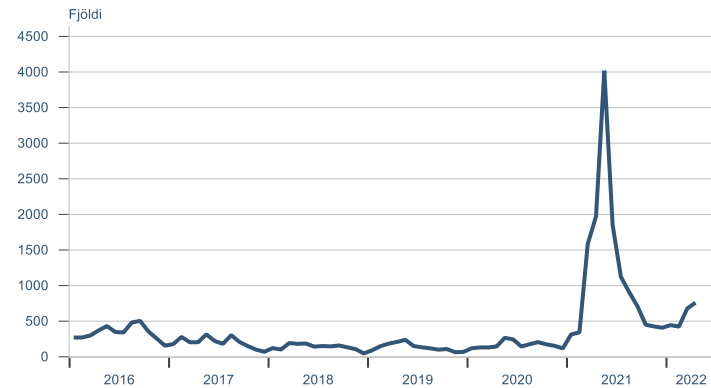
Fjöldi launagreiðenda



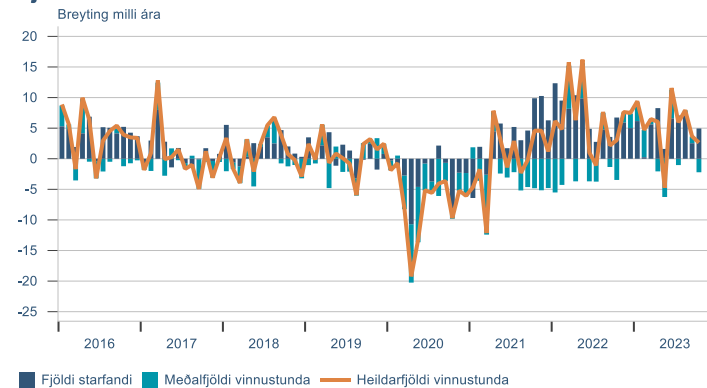
Atvinnuþáttaka



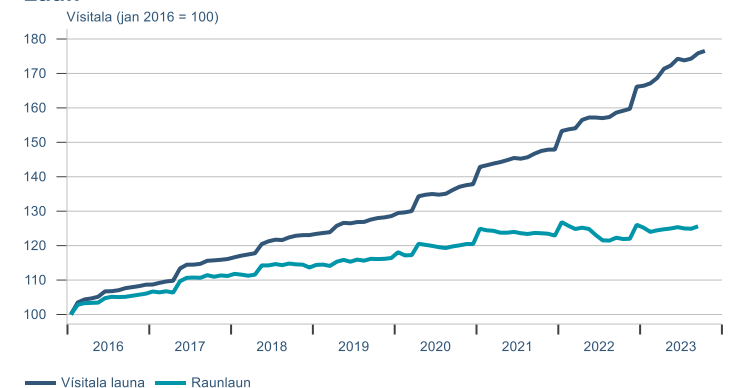
Laus störf



Fjöldi vinnustunda

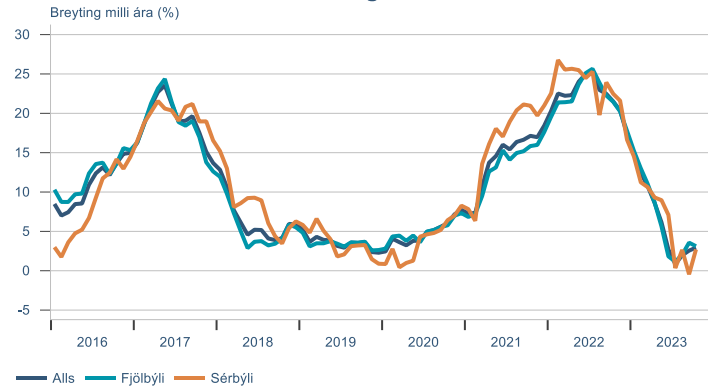


Laun

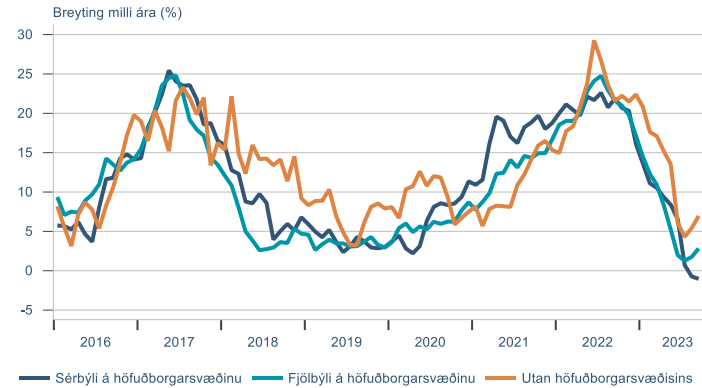


Fasteignamarkaðurinn

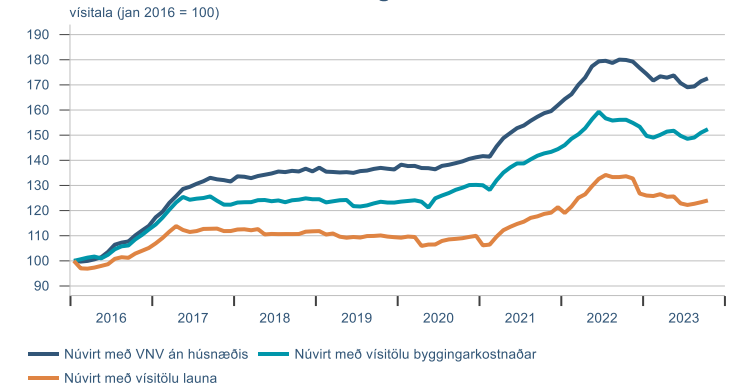
Vísitala íbúðaverðs á höfuðborgarsvæðinu



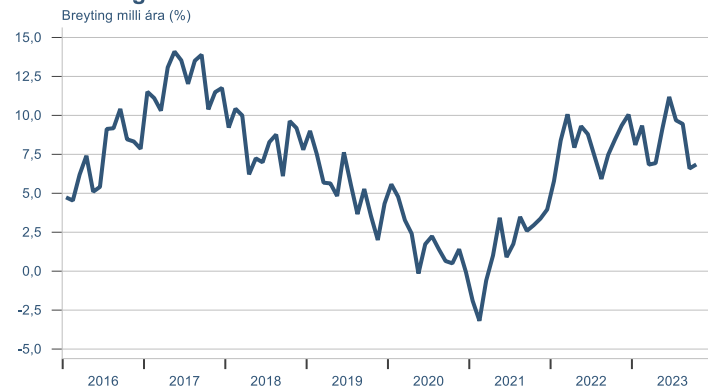
Vísitala markaðsverðs húsnæðis



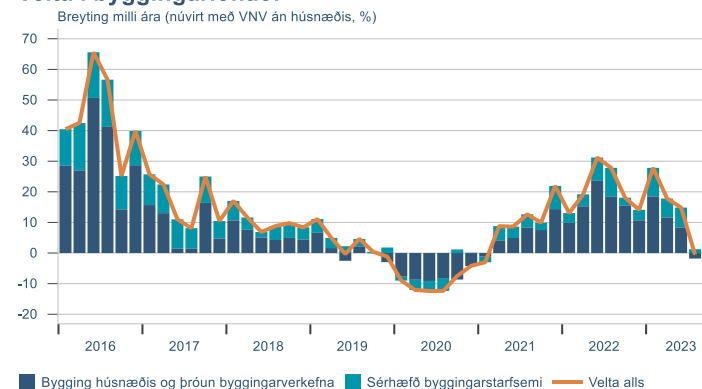
Vísitala íbúðaverðs á höfuðborgarsvæðinu



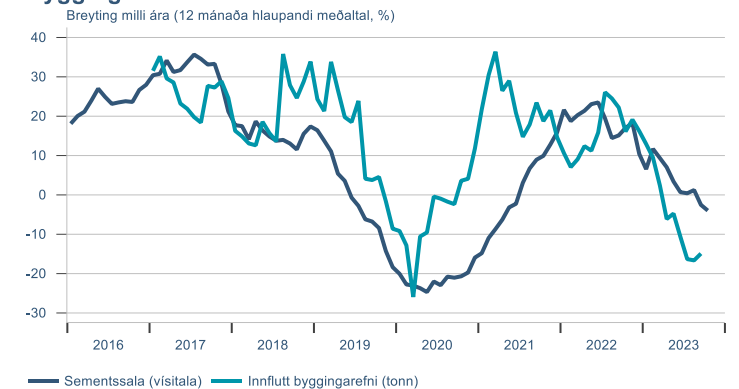
Vísitala leiguverðs



Velta í byggingariðnaði

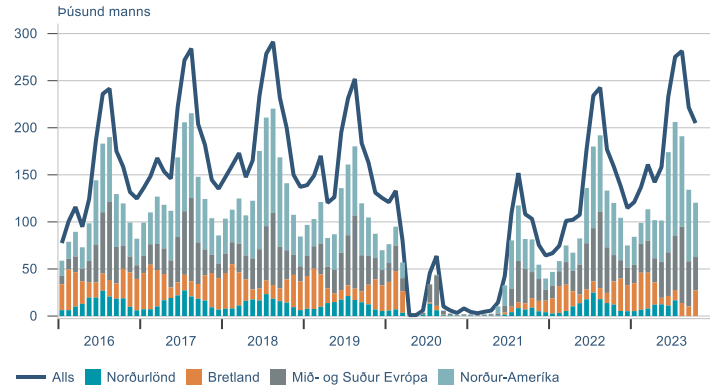


Byggingavörur



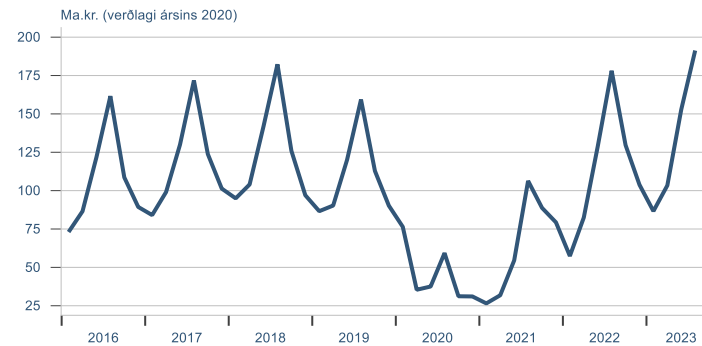
Ferðapjónustan

Erlendir ferðamenn um Leifstöð

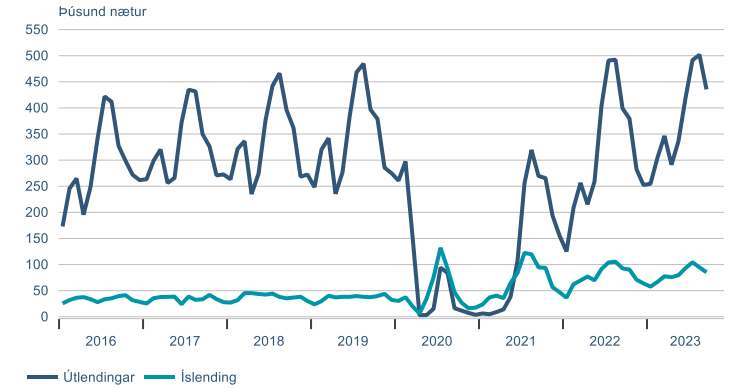


Velta í ferðapjónustu

Velta á VSK-tímabili (2 mánuðir)



Gistinætur á hótélum



Velta erlendra greiðslukorta

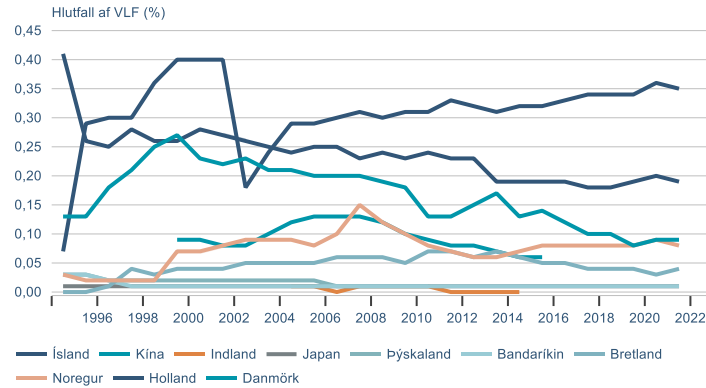


Fjöldi launagreiðenda í ferðapjónustu

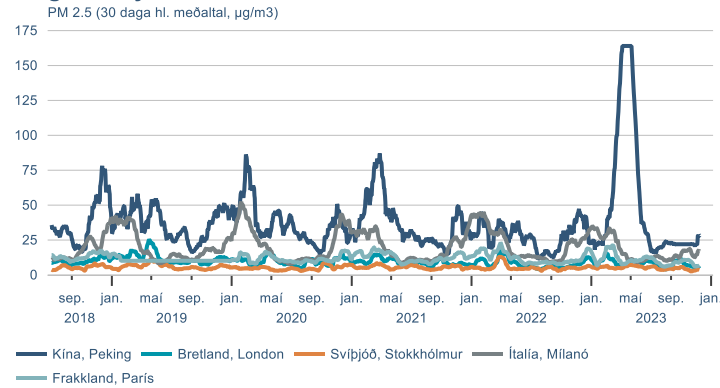


Sjálfbærni

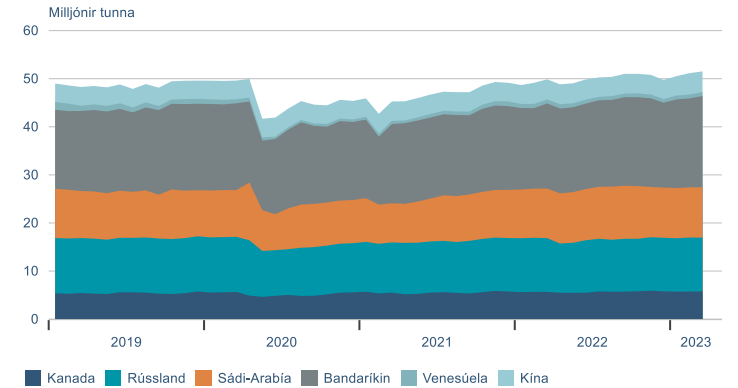
Umhverfisskattur



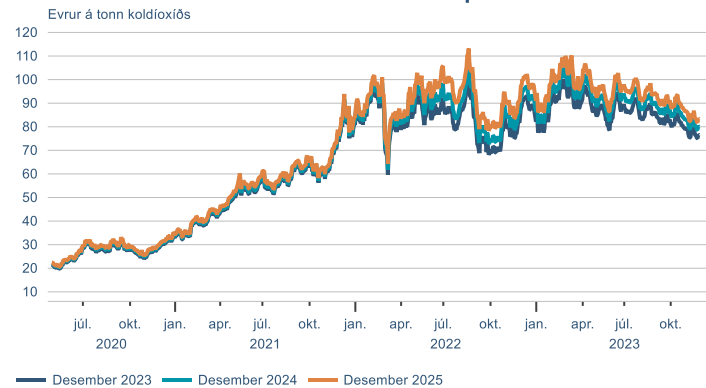
Magn svifryks



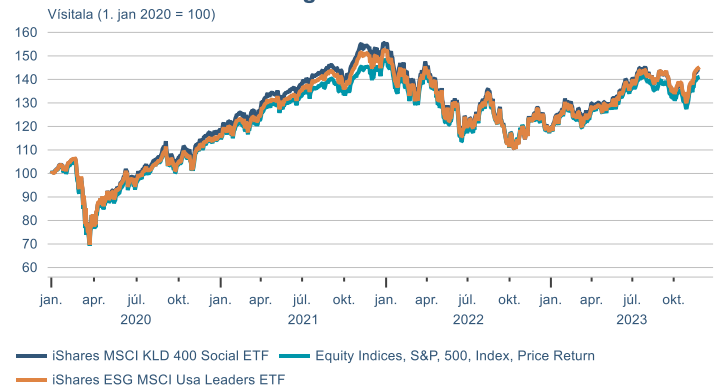
Framleiðsla hráolíu



EUA Losunarheimildir innan ETS viðskiptakerfisins



UFS Hlutabréfavisitölur og S&P 500

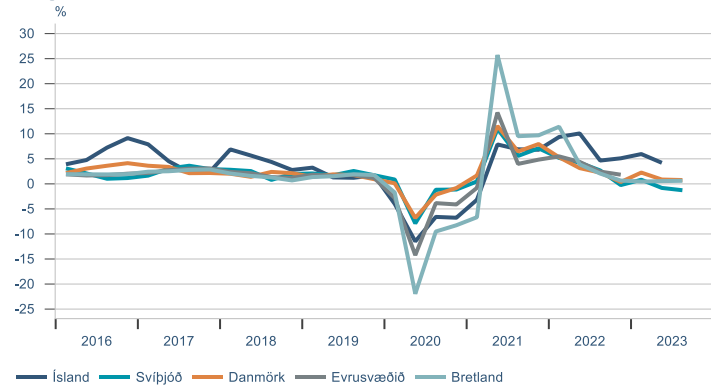


Hlutabréfavisitölur orkufyrirtækja (hluti af Eurofirst 300)

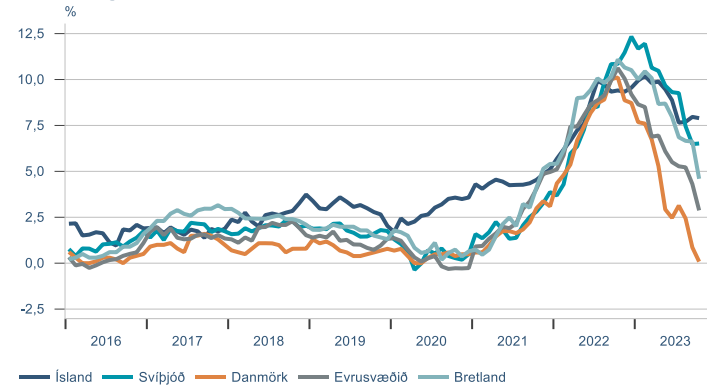


Alþjóðlegur samanburður

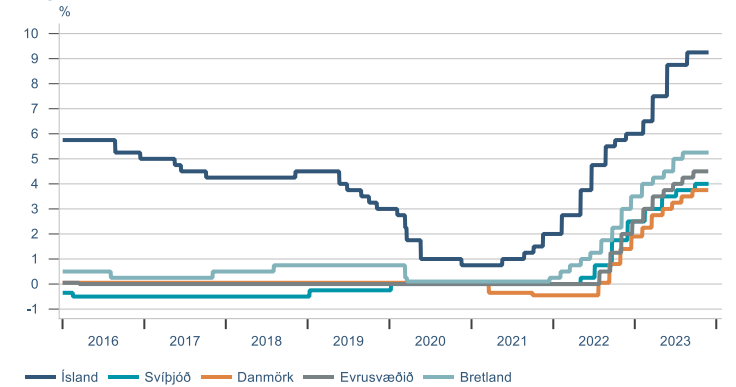
Hagvöxtur



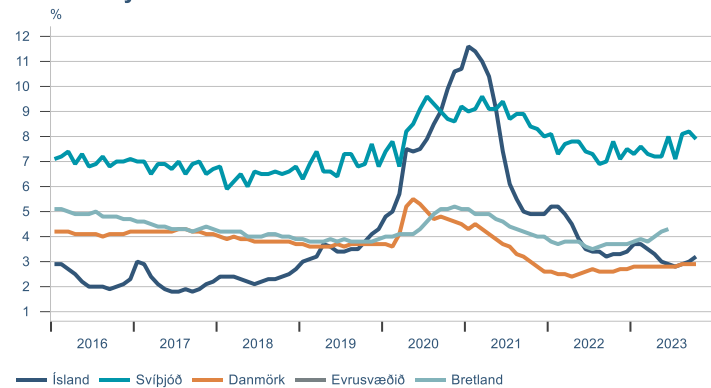
Verðbólga



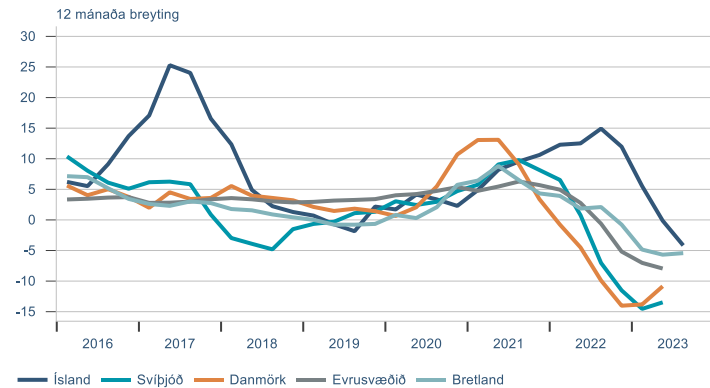
Stýrivextir



Atvinnuleysi



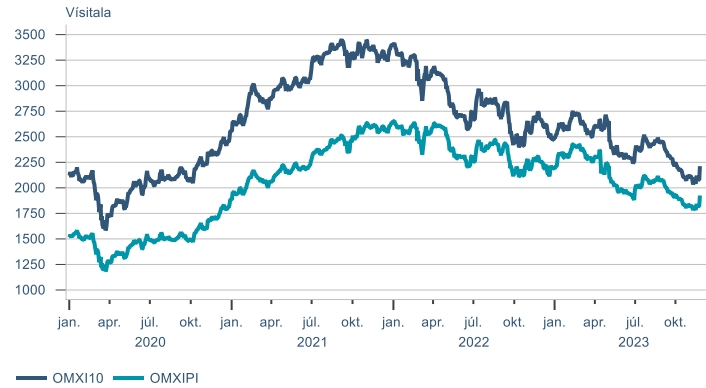
Raunverð íbúða



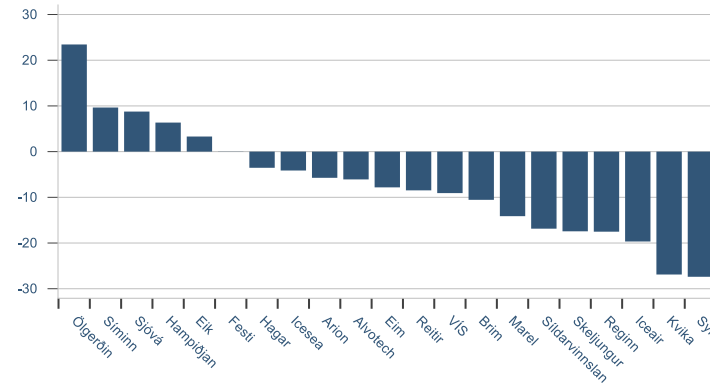
► Fjármálamarkaðir

Hlutabréf

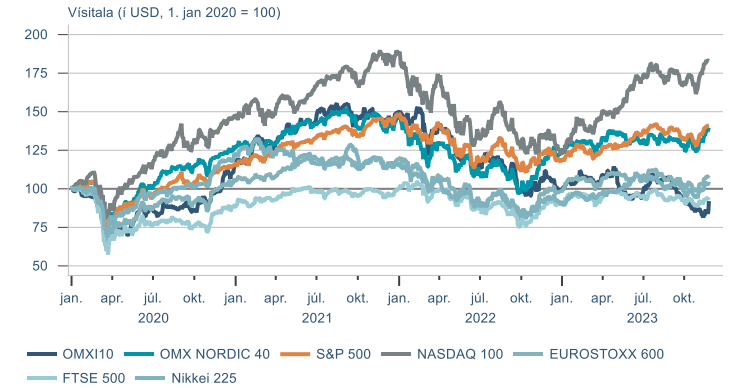
OMX-vísitölur



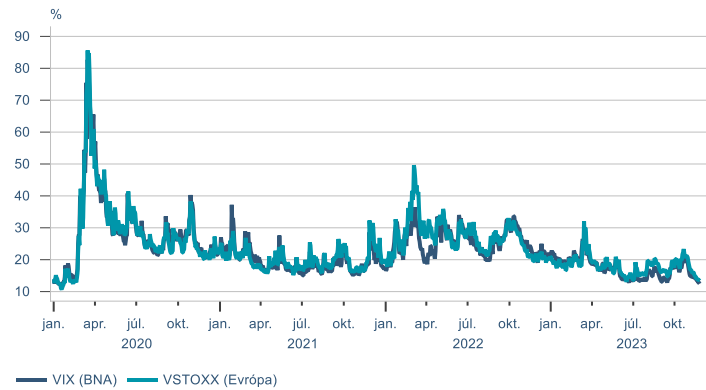
Það sem af er ári



Hlutabréfavisitölur

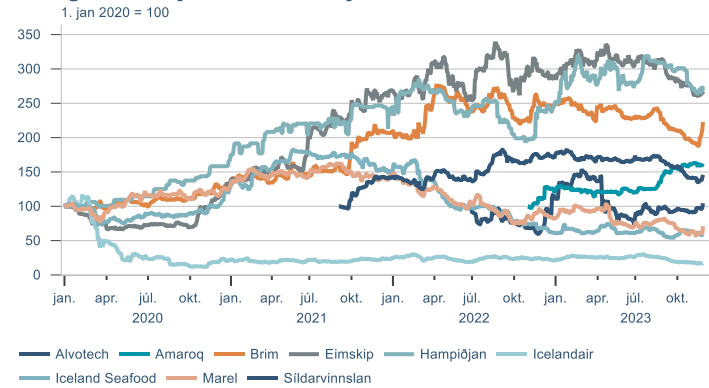


Vix-vísitölur



Hlutabréf

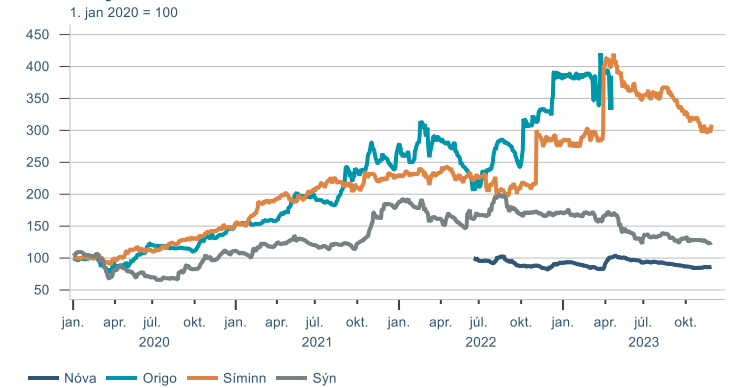
Félög með tekjur í erlendri mynt



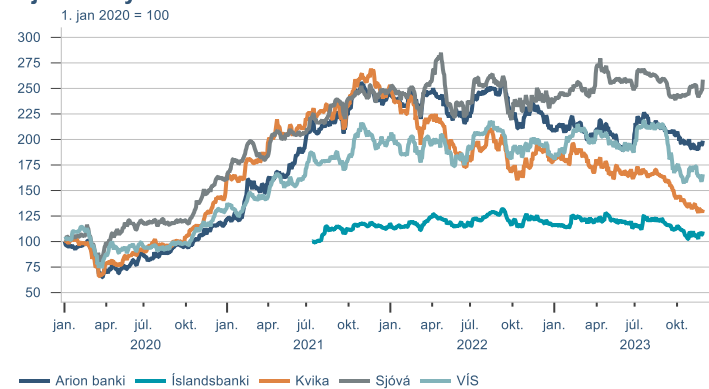
Heild- og smásala



Tæknifyrirtæki



Fjármálfyrirtæki

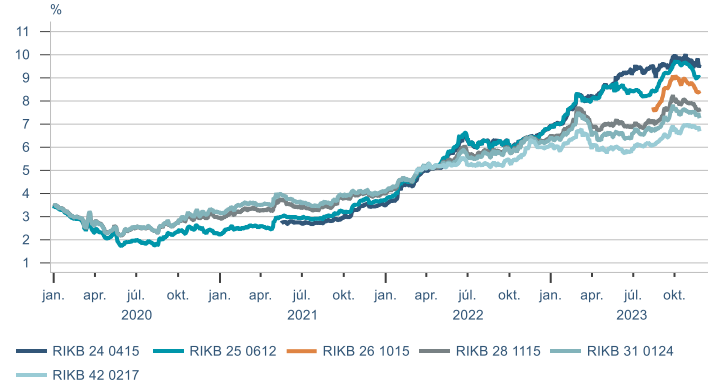


Fasteignafélög

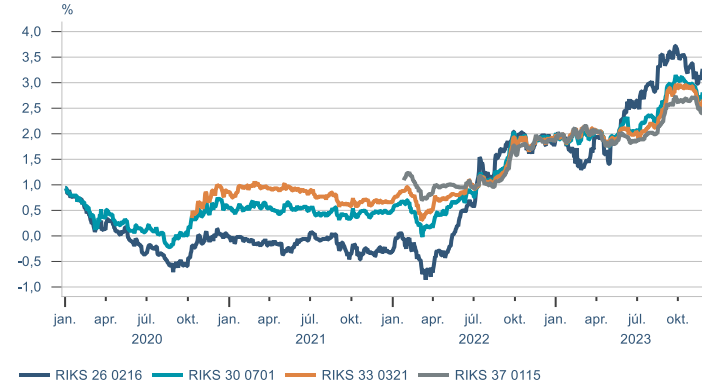


Skuldabréf

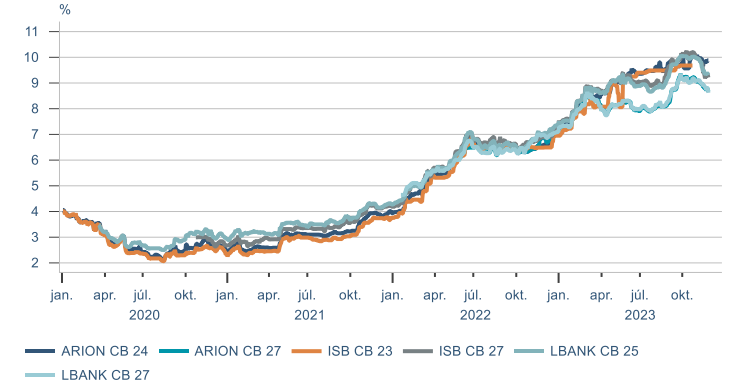
Óverðtryggð ríkisbréf



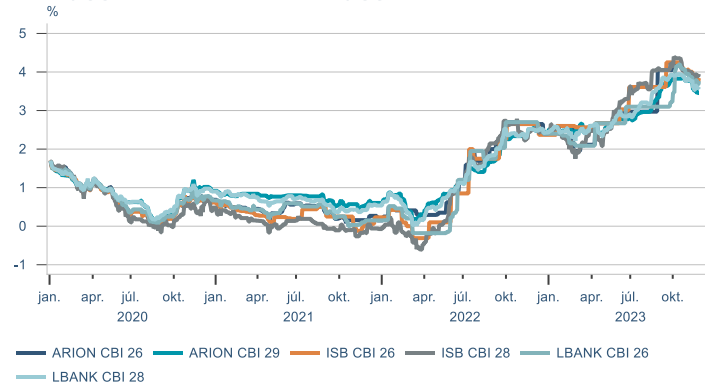
Verðtryggð ríkisbréf



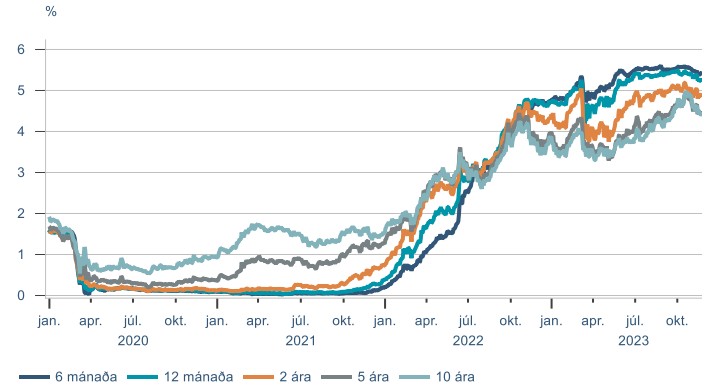
Sértryggð skuldabréf - óverðtryggð



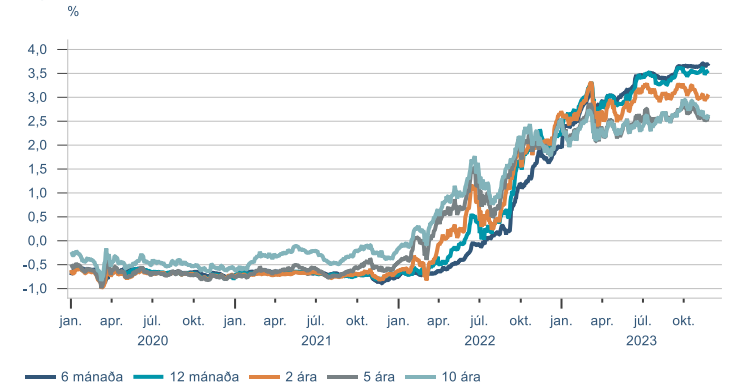
Sértryggð skuldabréf - verðtryggð



Bandarísk ríkisskuldabréf



Þýsk ríkisskuldabréf

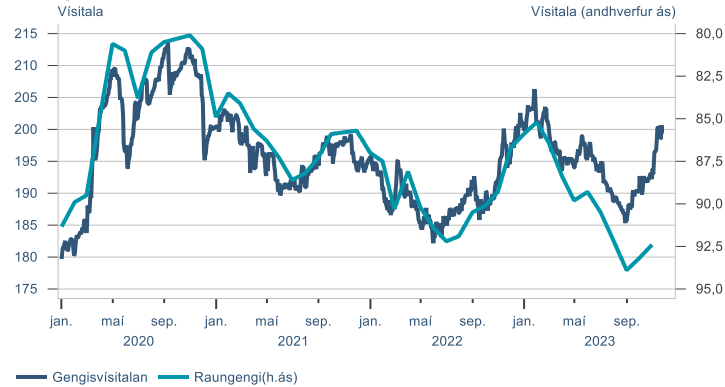


Gjaldeyrir

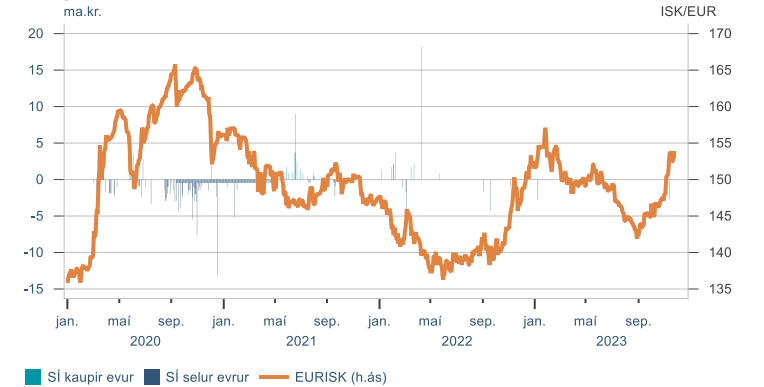
Gengi krónunnar



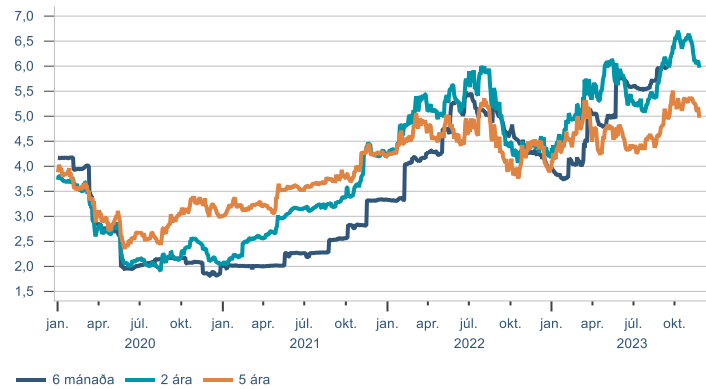
Gengisvísitalan



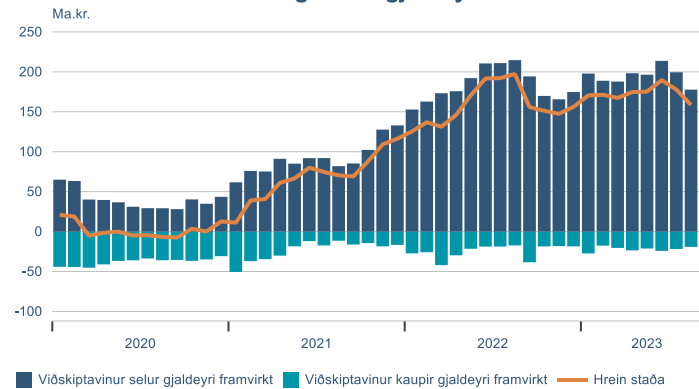
Inngrip SÍ



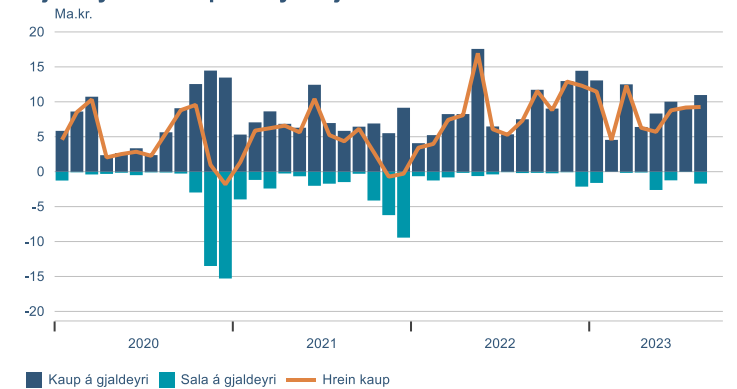
Vaxtamunur við evru



Staða framvirkra samninga með gjaldeyri

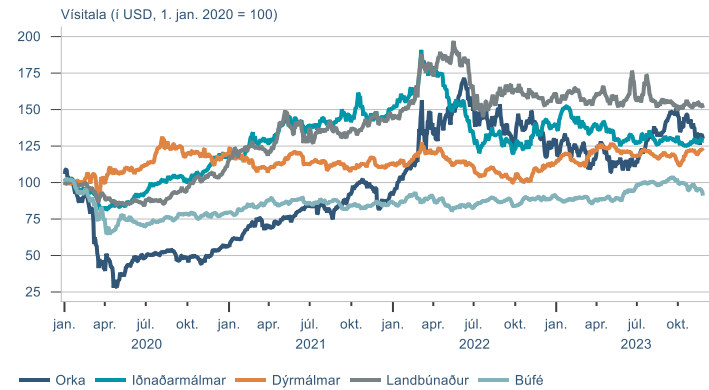


Gjaldeyrsviðskipti lífeyrissjóða



Hrávörur

S&P GSCI hrávörusíðilur



Álverð

3 mánaða framvirk verð, LME



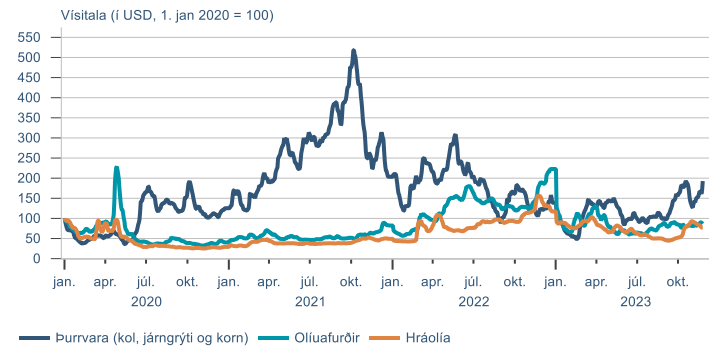
Heimsmarkaðsverð á olíu

Brent



Flutningskostnaður

Baltic exchange vísitalur



Hlutabréf		ávöxtun			
		Áramót	1M	3M	12M
OMXI10	2212,1	-11,4%	6,1%	-9,7%	-19,4%
OMXI10GI	2779,2	-8,9%	6,1%	-9,7%	-17,2%
Alvotek	1390,0	-6,1%	13,0%	8,6%	70,8%
Amaroq	103,0	31,2%	2,7%	21,2%	45,1%
Brim	78,2	-10,5%	11,7%	-6,0%	-11,5%
Eimskip	457,5	-9,7%	-3,2%	-14,0%	-12,2%
Hampiðjan	124,0	5,1%	-4,6%	-13,0%	9,7%
Iceland Seafood	5,8	-4,1%	-7,9%	-4,1%	-12,8%
Icelandair	1,3	-19,7%	-6,8%	-32,2%	-30,4%
Marel	419,0	-14,1%	18,0%	-11,2%	-25,9%
Síldarvinnslan	99,0	-18,2%	3,0%	-14,7%	-16,8%
Festi	179,0	0,0%	-1,9%	-6,8%	-3,2%
Hagar	68,0	-6,8%	0,7%	-2,9%	-8,7%
Skeljungur	12,7	-17,4%	8,5%	-8,6%	-20,0%
Ölgerðin	12,9	23,4%	2,0%	-0,8%	19,4%
Nova	4,0	-7,4%	2,3%	-5,2%	3,1%
Síminn	8,8	-17,4%	-3,3%	-14,2%	-19,6%
Sýn	42,7	-28,7%	-3,0%	-8,8%	-26,9%
Arion	133,0	-5,7%	1,5%	-5,8%	-14,3%
Íslandsbanki	107,3	-5,9%	7,3%	-9,1%	-11,4%
Kvika	13,6	-26,9%	-2,2%	-20,5%	-32,9%
Sjóvá	34,4	8,8%	5,8%	0,9%	4,4%
VÍS	14,9	-9,1%	1,4%	-21,6%	-16,5%
Eik	11,6	3,3%	0,9%	-1,7%	-4,8%
Reginn	22,6	-17,5%	-0,9%	-7,4%	-21,5%
Reitir	80,0	-8,5%	3,6%	-4,2%	-12,4%

Leiðrétt fyrir arðgreiðslum

Gjaldeyri		áramót	1M	3M	12M
GVT	195,9	-2,0%	1,8%	4,9%	0,5%
EUR	150,3	-0,8%	2,0%	5,0%	2,6%
USD	137,7	-3,1%	-0,6%	4,3%	-2,1%
GBP	173,1	1,4%	2,3%	3,6%	1,5%
DKK	20,2	-1,0%	2,2%	5,0%	2,3%
SEK	13,1	-3,5%	4,8%	9,4%	-2,6%
NOK	12,8	-11,1%	2,8%	3,6%	-9,6%
CHF	155,9	1,3%	0,6%	4,2%	4,5%
JPY	0,92	-14,5%	-0,5%	1,6%	-9,6%

Ríkisskuldabréf	krafa	verð	meðalt.	ávöxtun			
				áramót	1M	3M	12M
RIKB 24 0415	9,78%	97,4	0,4	5,1%	0,9%	2,2%	5,3%
RIKB 25 0612	9,02%	98,5	1,5	3,2%	1,7%	1,5%	3,0%
RIKB 26 1015	8,30%	96,1	2,7		2,4%	0,8%	
RIKB 28 1115	7,54%	89,8	4,5	1,4%	2,9%	0,1%	1,7%
RIKB 31 0124	7,27%	95,8	5,6	1,0%	2,7%	-0,8%	1,7%
RIKB 35 0917	6,99%	100,1	8,3		2,1%		
RIKB 42 0217	6,69%	77,3	11,5	-0,9%	3,4%	-3,1%	1,9%
RIKS 26 0216	3,28%	96,3	2,2	6,1%	1,0%	2,6%	6,8%
RIKS 30 0701	2,81%	102,6	6,0	4,2%	2,0%	0,3%	4,1%
RIKS 33 0321	2,67%	102,7	8,1	3,2%	2,9%	-0,7%	3,6%
RIKS 37 0115	2,39%	84,5	12,2	2,5%	4,1%	-0,6%	4,1%

Hlutabréfavisítölur		áramót	1M	3M	12M
OMXI10	2212,1	-11,4%	6,1%	-9,7%	-19,4%
OMXN40	2420,2	11,3%	7,4%	5,3%	10,6%
S&P 500	4559,3	18,7%	7,3%	4,2%	13,2%
FTSE 100	7488,2	0,5%	1,3%	2,1%	0,3%

Þessi umfjöllun og/eða samantekt er markaðsefni sem er ætlað til upplýsinga en felur hvorki í sér fjárfestingarráðgjöf né óháða fjárfestingargreiningu. Lagakröfur sem gilda um fjárfestingarráðgjöf og fjárfestingargreiningar eiga því ekki við, þar með talið bann við viðskiptum fyrir dreifingu. Umfjöllunin er unnin út frá opinberum upplýsingum frá aðilum sem Landsbankinn telur áreiðanlega, en bankinn getur ekki ábyrgst réttmæti upplýsinganna. Landsbankinn tekur enga ábyrgð á tjóni sem gæti hlotist af notkun upplýsinganna sem hér eru settar fram.

Upplýsingar um fyrri árangur fjármálagerninga eða -vísitalna sýna nafnávöxtun, nema annað sé tekið fram. Ef árangur byggir á erlendum gjaldmiðli getur ávöxtun aukist eða minnkað vegna gengissveiflna. Árangur í fortíð gefur ekki áreiðanlega vísbendingu um framtíðarárangur. Nánari upplýsingar um fyrri árangur fjármálagerninga og -vísitalna má finna á [vef Landsbankans](#), þ.m.t. um ávöxtun síðastliðinna 5 ára.

Verðbréfavíðskipti fela í sér áhættu og eru lesendur hvattir til að kynna sér [áhættulýsingu vegna viðskipta með fjármálagerninga](#) og [stefnu Landsbankans um hagsmunaárekstra](#) á vef Landsbankans.

Landsbankinn er viðskiptabanki sem starfar samkvæmt lögum nr. 161/2002, um fjármálafyrirtæki, og starfar undir leyfi og eftirliti fjármálaeftirlits Seðlabanka Íslands (www.fme.is).