



Vikubyrjun 20. nóvember 2023

Hagfræðideild



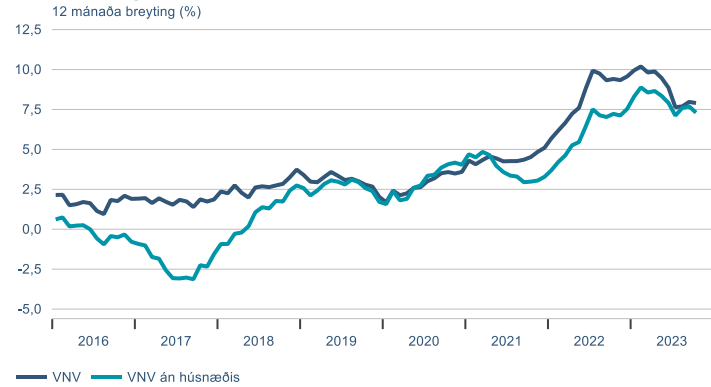
Dagatal

Vikud.	Dag.	kl.	Viðburður	Tímabil	Birtingaraðili
mán	20. nóv.		Erlendir ferðamenn á Íslandi	okt	Ferðamálastofa
þri	21. nóv.		Vísitala íbúðaverðs á höfuðborgarsvæðinu	okt	HMS
		09:00	Samræmd vísitala neysluverðs	okt	Hagstofan
mið	22. nóv.	08:30	Vaxtaákvörðun		Seðlabankinn
		08:35	Peningamál		Seðlabankinn
			Árshlutauppgjör	3. ársfj.	Iceland Seafood
		09:00	Launavísitala og tengdar vísitölur	okt	Hagstofan
		09:00	Vinumarkaðurinn (mánaðarleg)	okt	Hagstofan
			Vísitala leiguverðs á höfuðborgarsvæðinu	okt	HMS
		09:00	Útboð verðbréfa	okt	Seðlabankinn
			Uppfærsla kaup- og leigu skrár	okt	HMS
fim	23. nóv.		Árshlutauppgjör	3. ársfj.	Hampiðjan
			Árshlutauppgjör	3. ársfj.	Síldarvinnslan
			ISB CB3 23 á gjalddaga		Íslandsbanki
fös	24. nóv.	09:00	Vöru- og þjónustuviðskipti	3. ársfj.	Hagstofan
		09:00	Vísitala byggingarkostnaðar	nóv	Hagstofan
		09:00	Vísitala framleiðsluverðs	sep	Hagstofan
		09:00	Bankakerfi	okt	Seðlabankinn

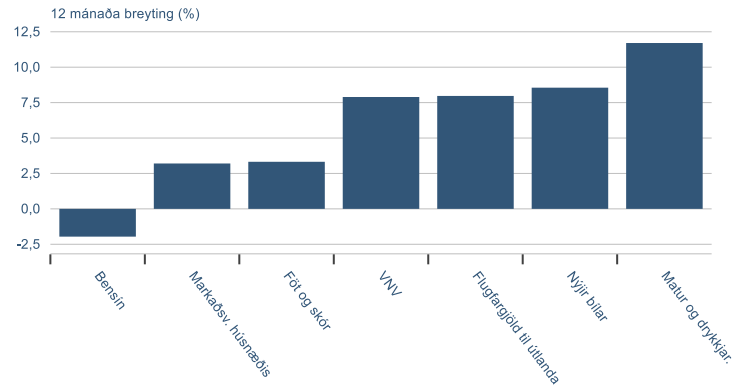
▶ Efnahagsmál

Verðlag

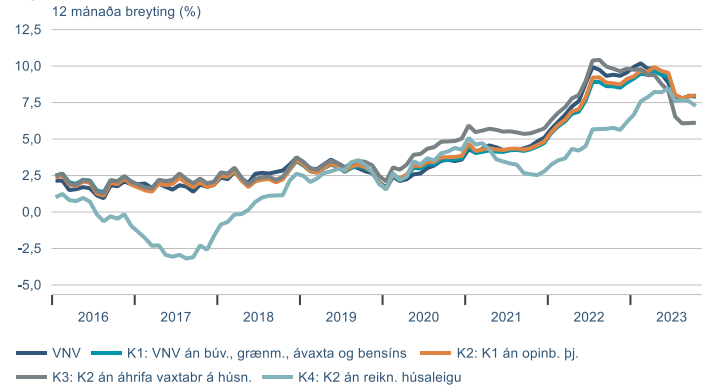
Visitala neysluverðs



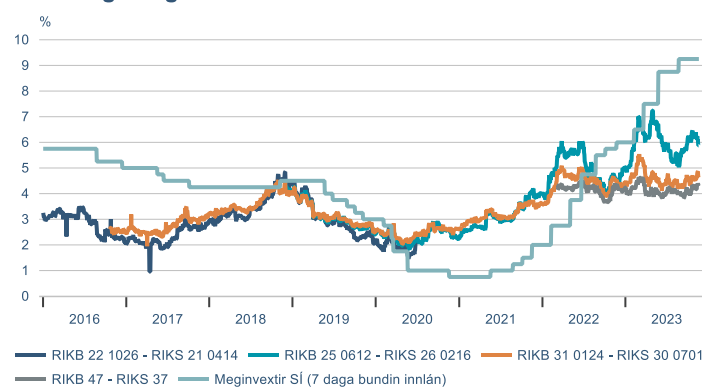
Valdir undirliðir



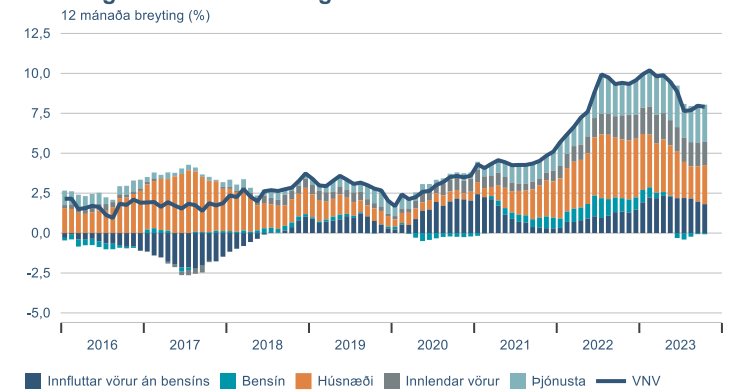
Kjarnavísitölur



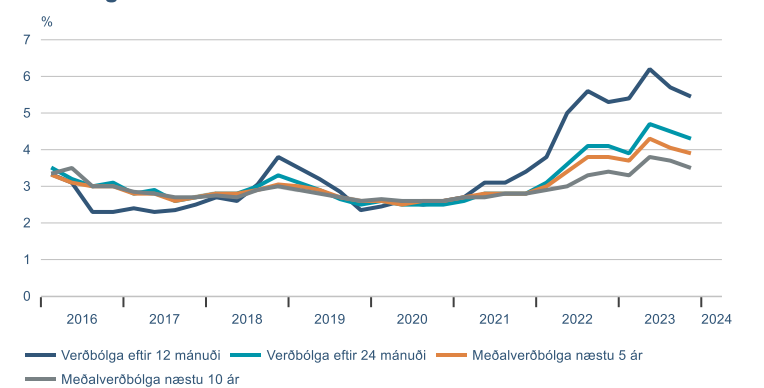
Verðbólguálag á skuldabréfamarkaði



Framlag undirliða verðbólgu

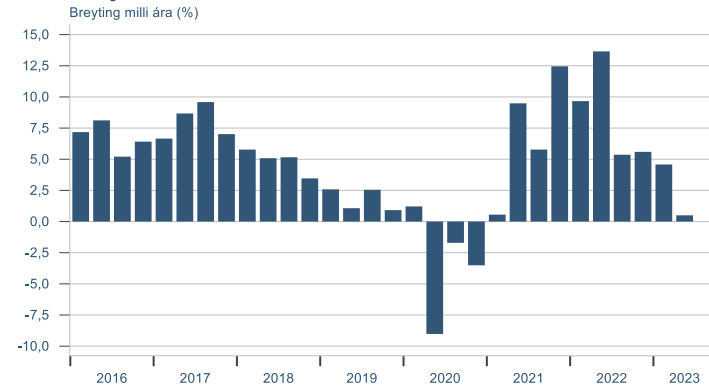


Væntingakönnun markaðsaðila

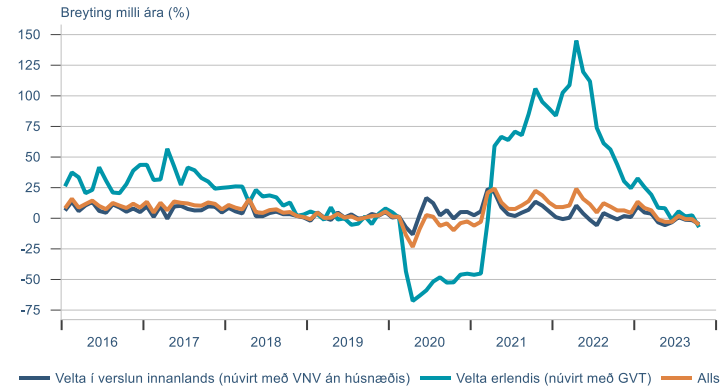


Heimilin

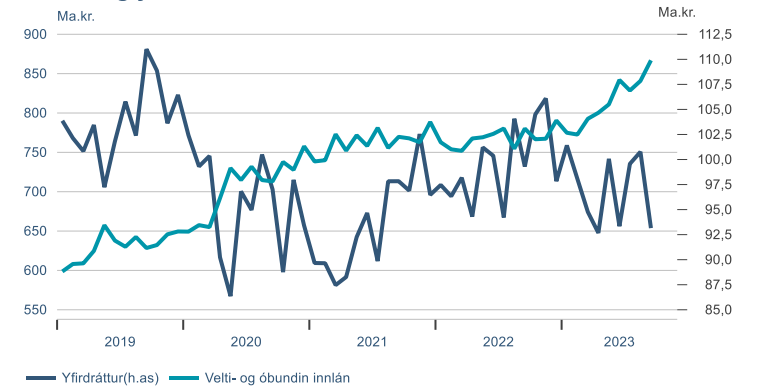
Einkaneysla



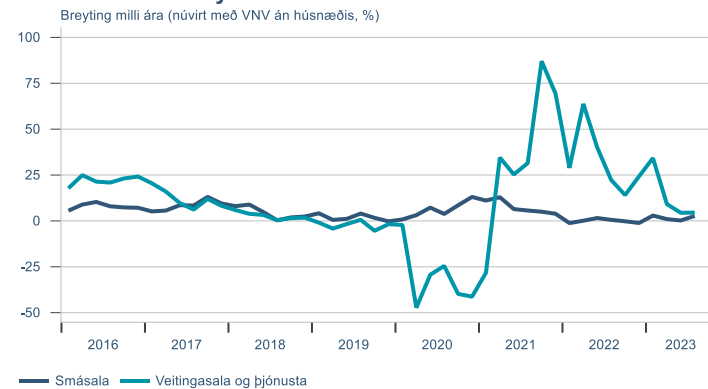
Greiðslukortavelta



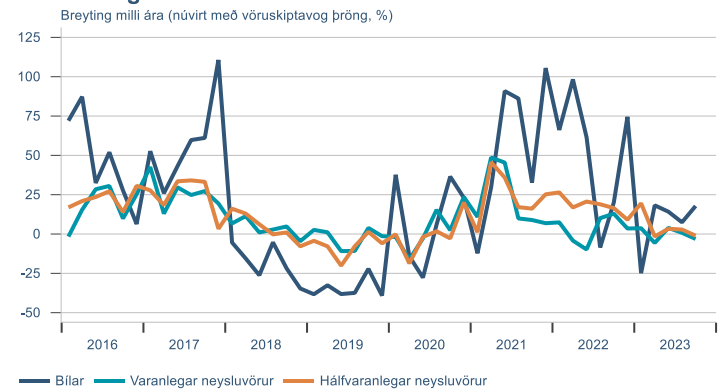
Innlán og yfirdráttur heimilanna



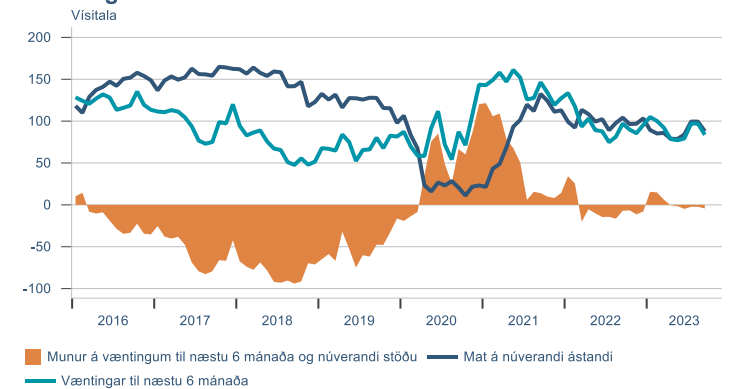
Velta skv. VSK-skýrslum



Innflutningur

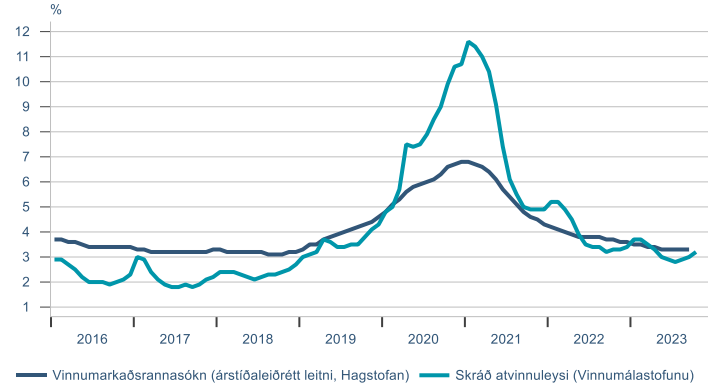


Væntingavísitala

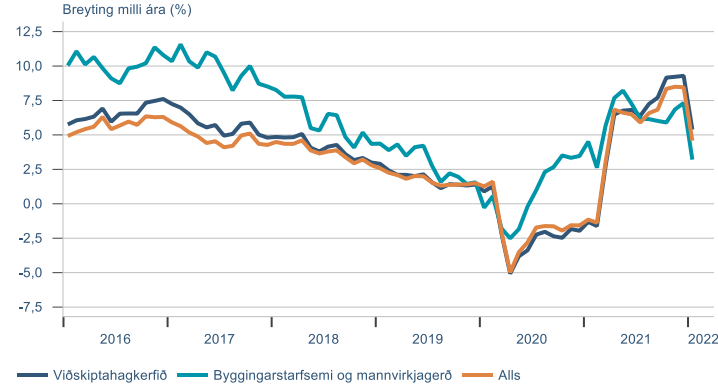


Vinnumarkaðurinn

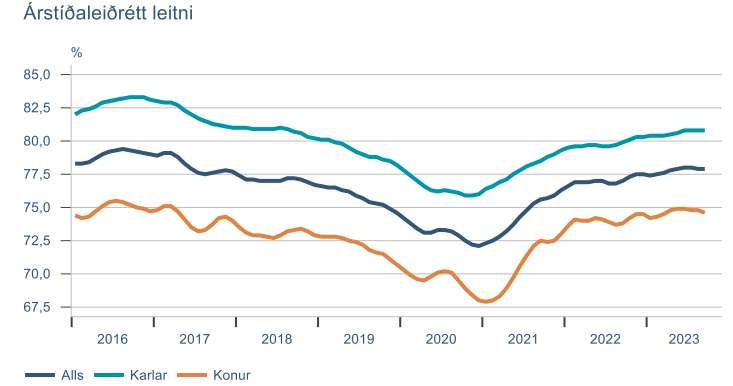
Atvinnuleysi



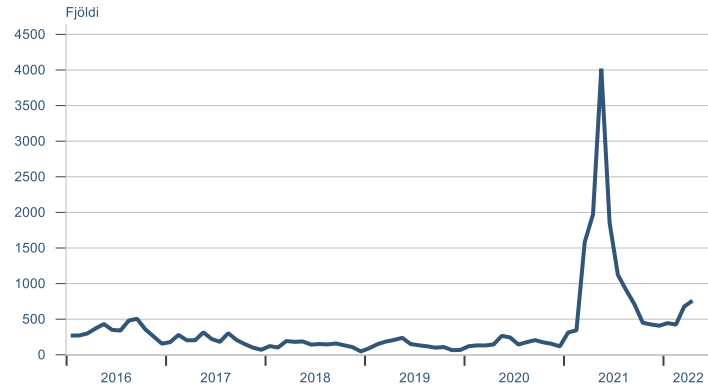
Fjöldi launagreiðenda



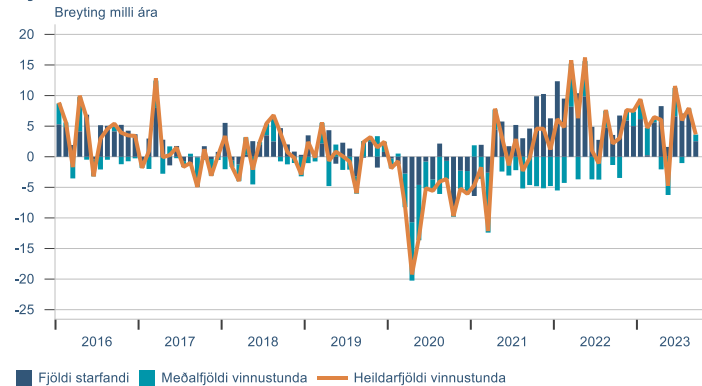
Atvinnuþáttaka



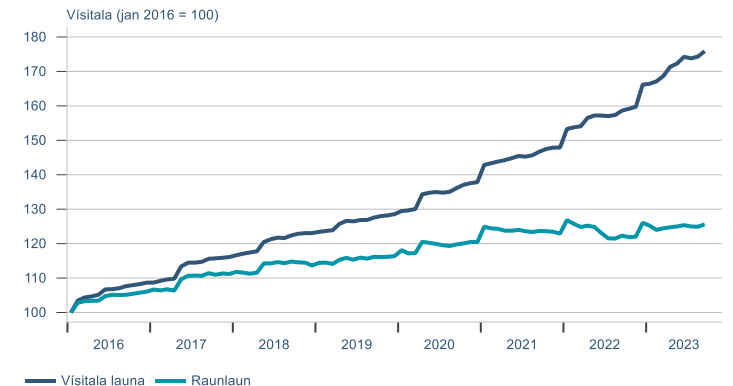
Laus störf



Fjöldi vinnustunda

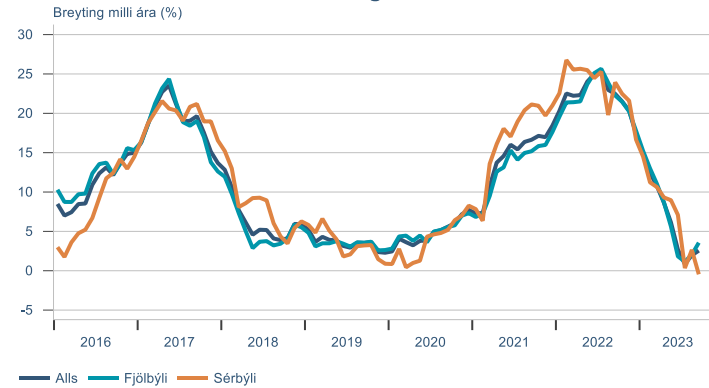


Laun

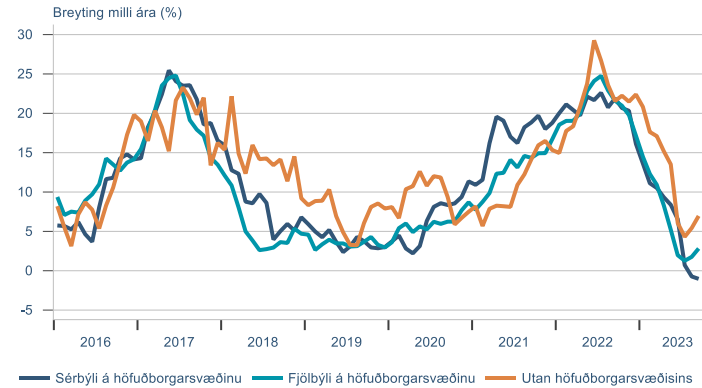


Fasteignamarkaðurinn

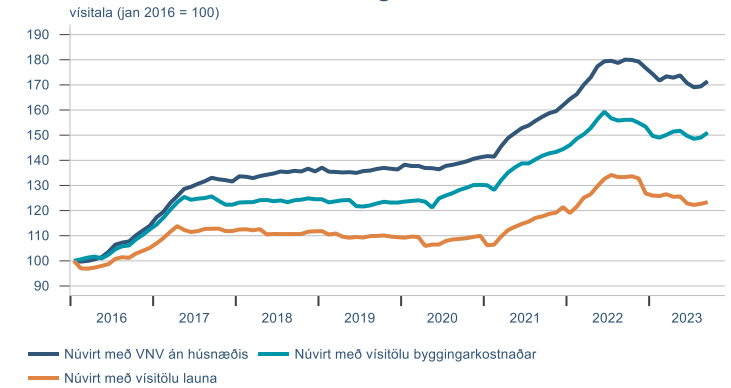
Vísitala íbúðaverðs á höfuðborgarsvæðinu



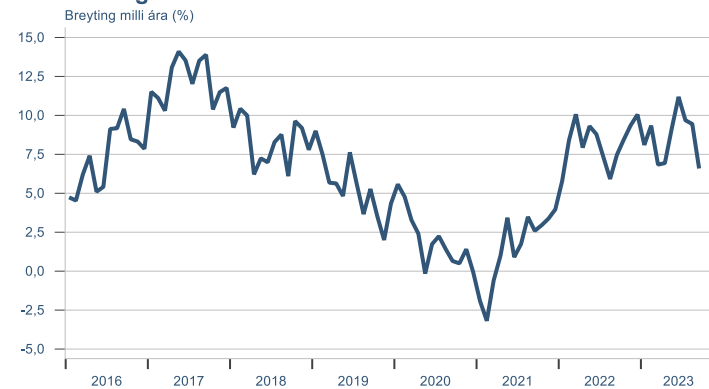
Vísitala markaðsverðs húsnæðis



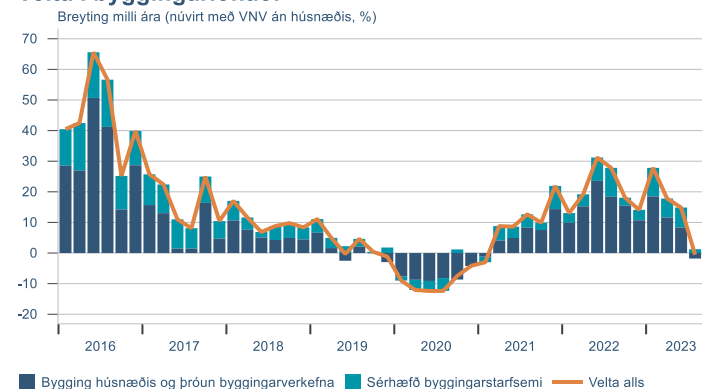
Vísitala íbúðaverðs á höfuðborgarsvæðinu



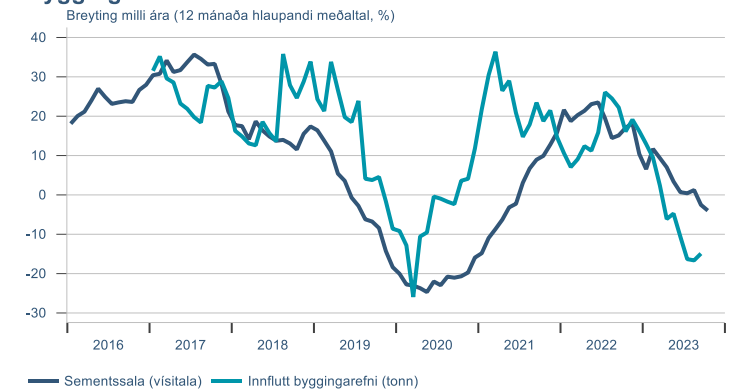
Vísitala leiguverðs



Velta í byggingariðnaði

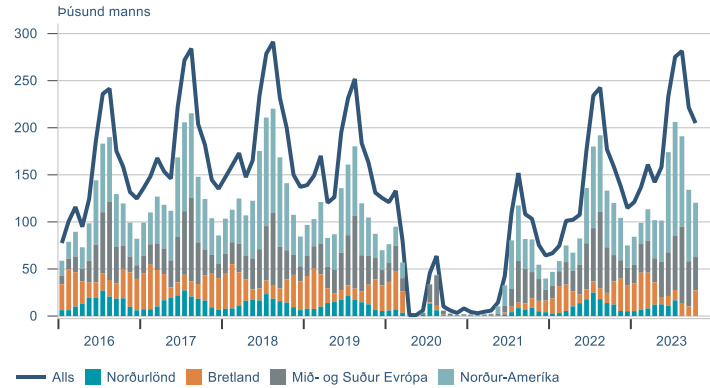


Byggingavörur



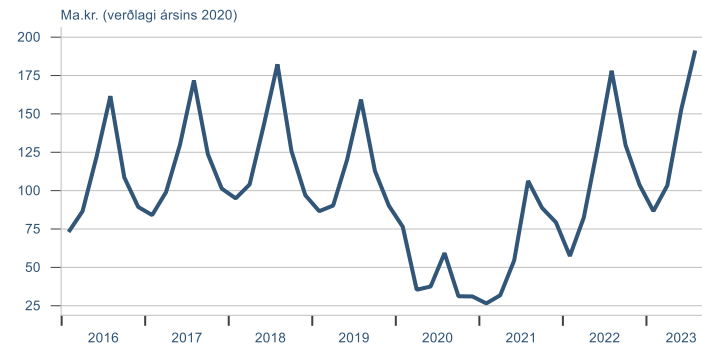
Ferðaþjónustan

Erlendir ferðamenn um Leifstöð

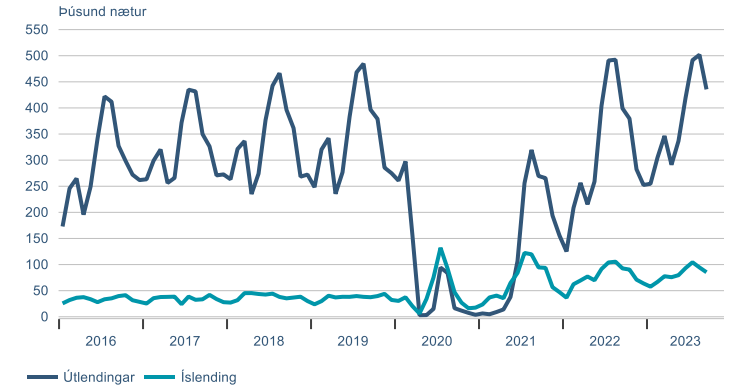


Velta í ferðaþjónustu

Velta á VSK-tímabili (2 mánuðir)



Gistinætur á hótélum



Velta erlendra greiðslukorta

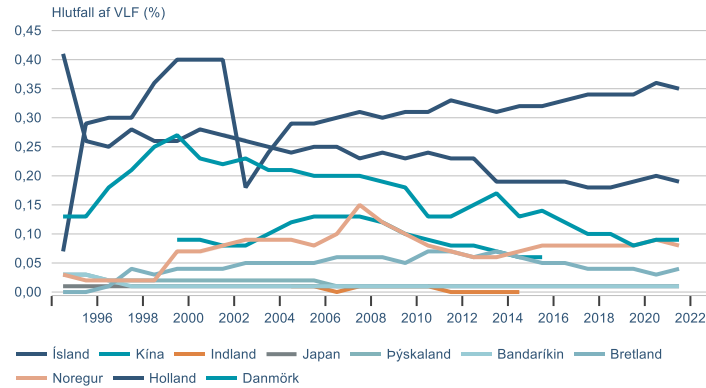


Fjöldi launagreiðenda í ferðaþjónustu

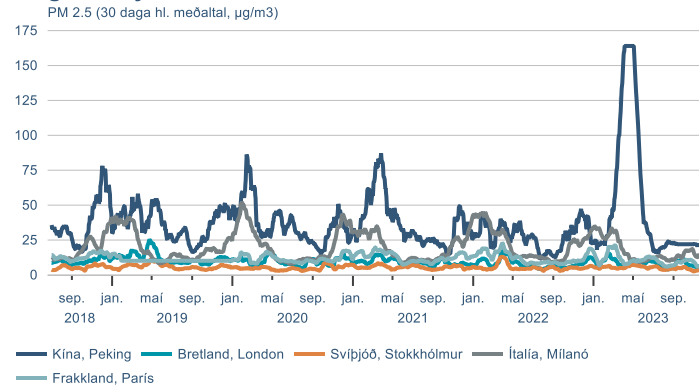


Sjálfbærni

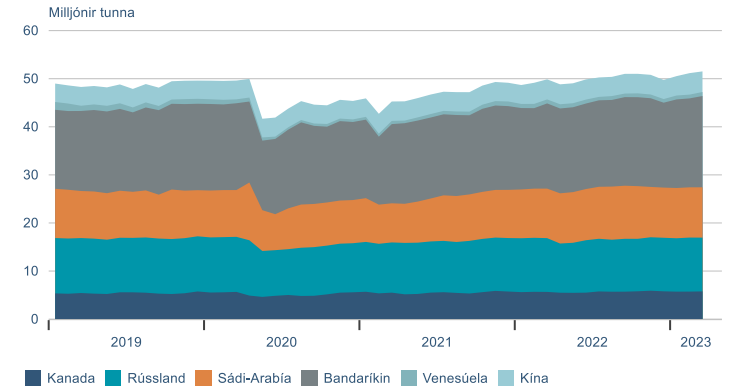
Umhverfisskattur



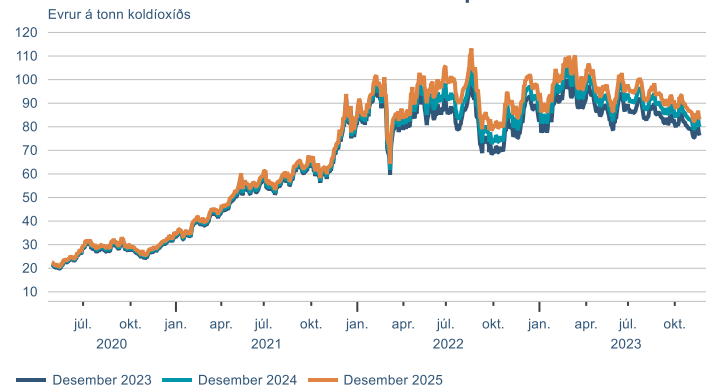
Magn svifryks



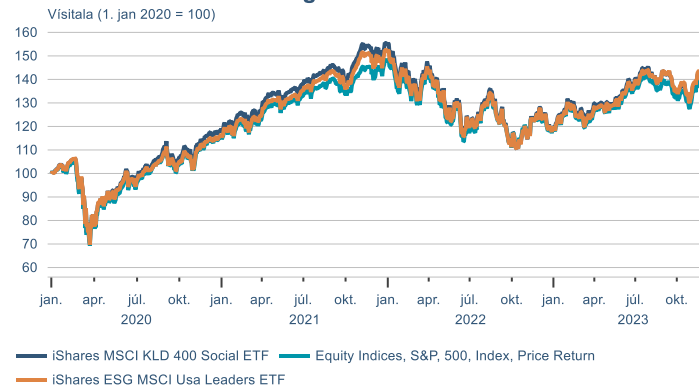
Framleiðsla hráolíu



EUA Losunarheimildir innan ETS viðskiptakerfisins



UFS Hlutabréfavisitölur og S&P 500

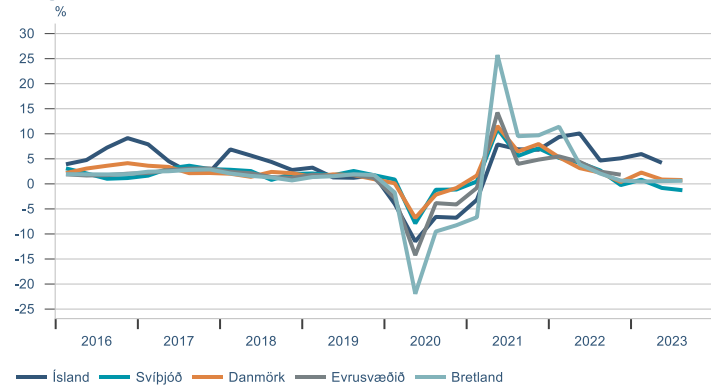


Hlutabréfavisitölur orkufyrirtækja (hluti af Eurofirst 300)

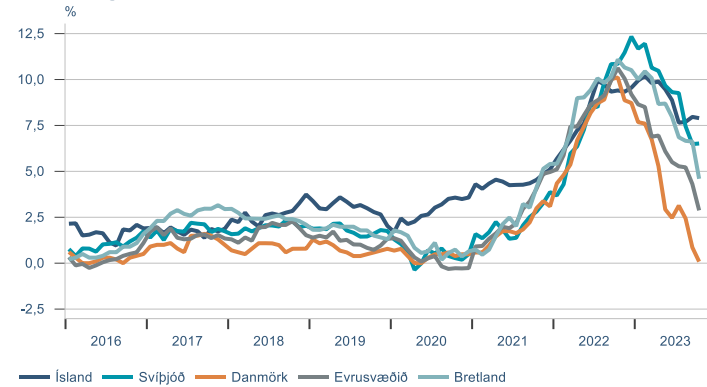


Alþjóðlegur samanburður

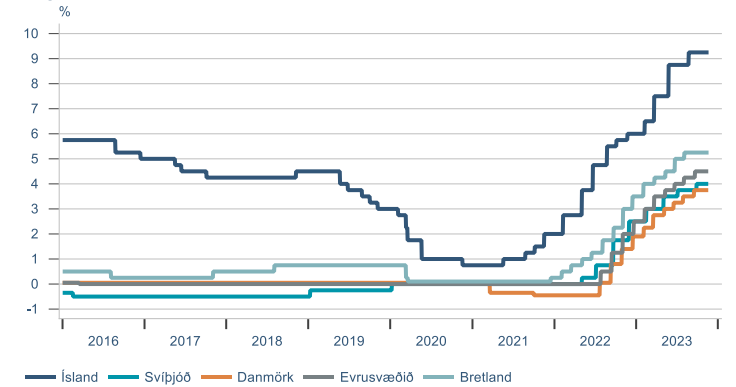
Hagvöxtur



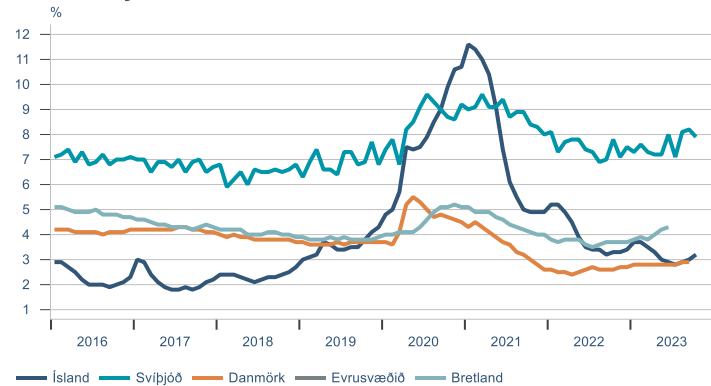
Verðbólga



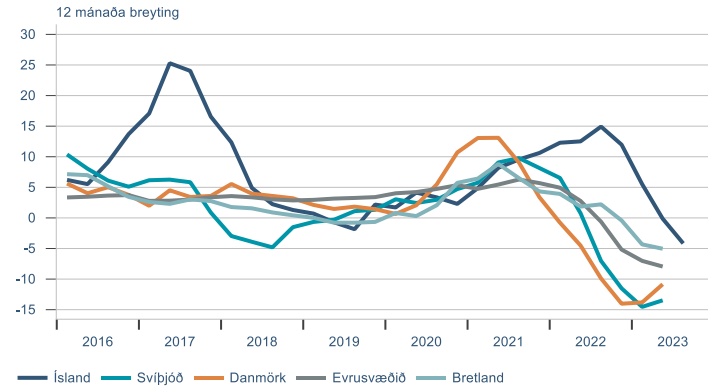
Stýrivextir



Atvinnuleysi



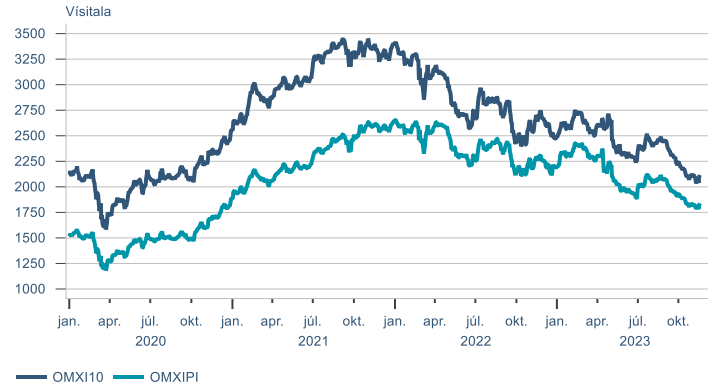
Raunverð íbúða



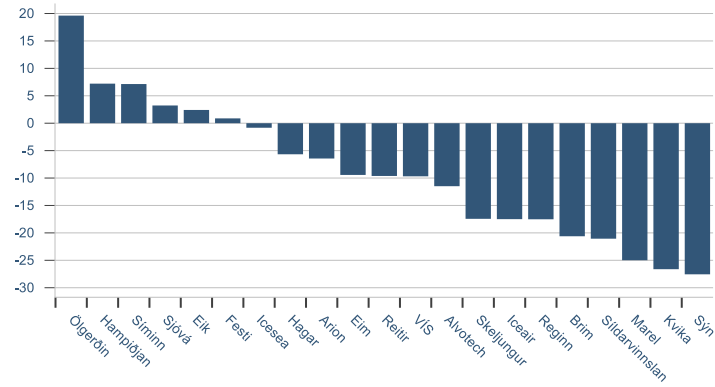
► Fjármálamarkaðir

Hlutabréf

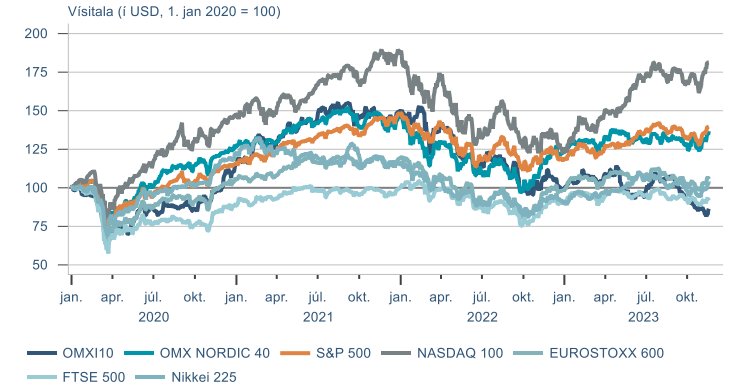
OMX-vísitölur



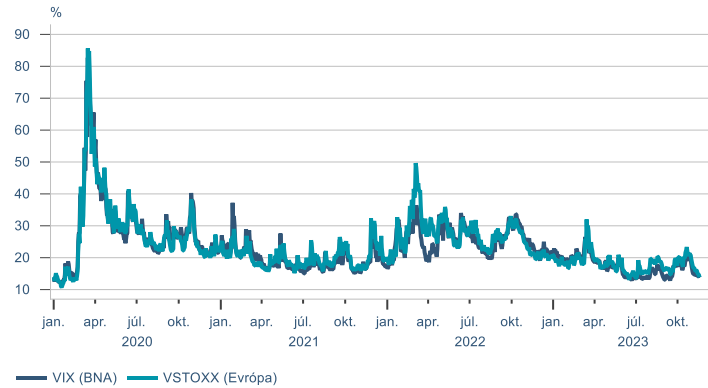
Það sem af er ári



Hlutabréfavisitölur

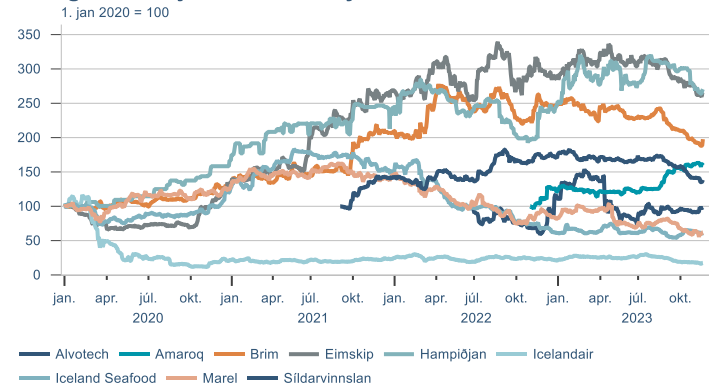


Vix-vísitölur



Hlutabréf

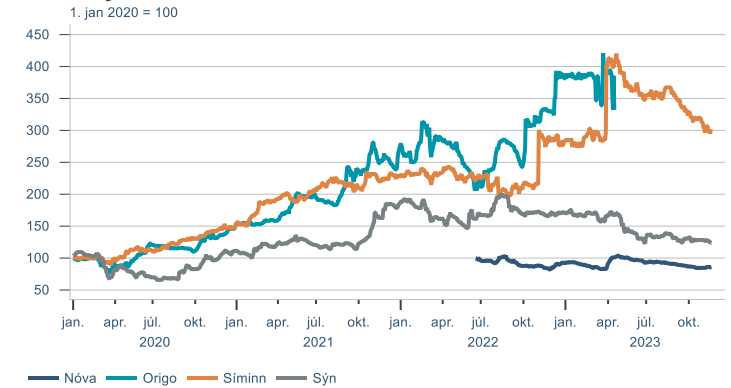
Félög með tekjur í erlendri mynt



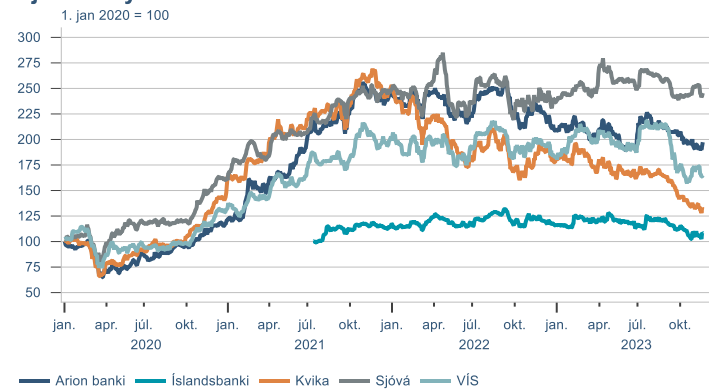
Heild- og smásala



Tæknifyrirtæki



Fjármálfyrirtæki

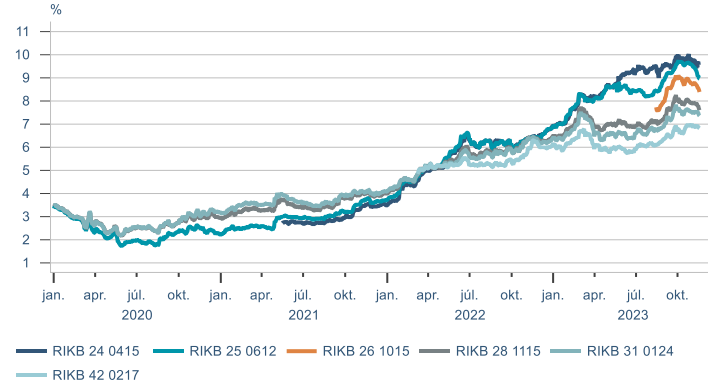


Fasteignafélög

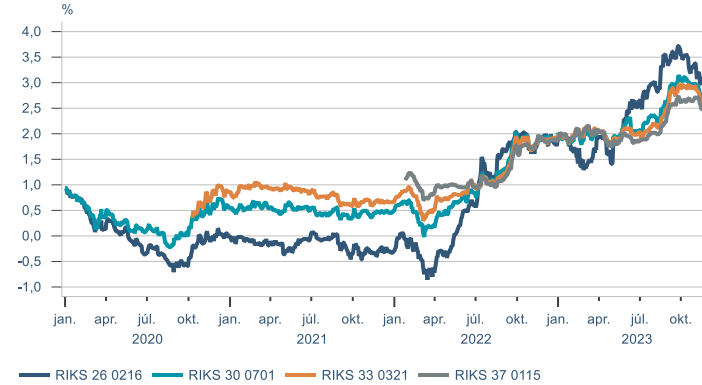


Skuldabréf

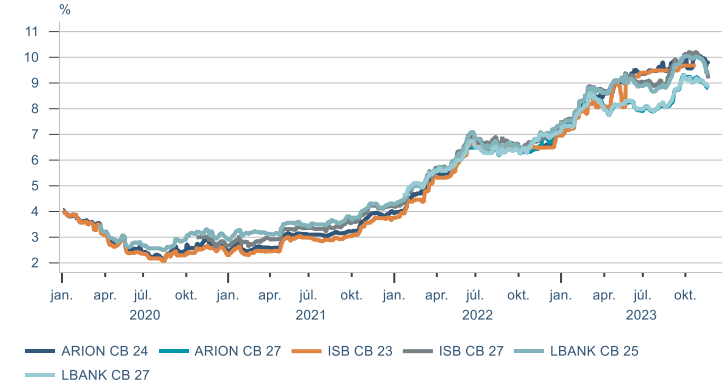
Óverðtryggð ríkisbréf



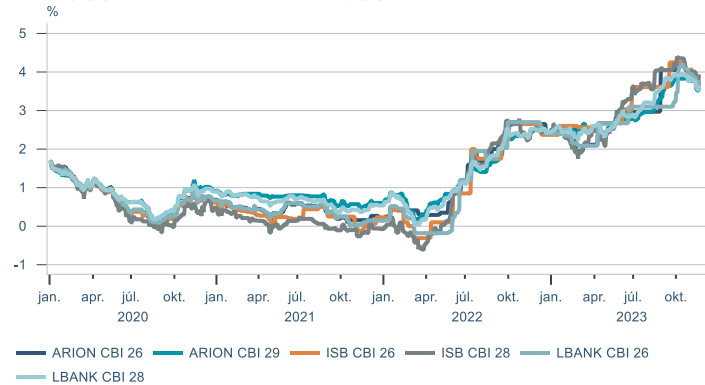
Verðtryggð ríkisbréf



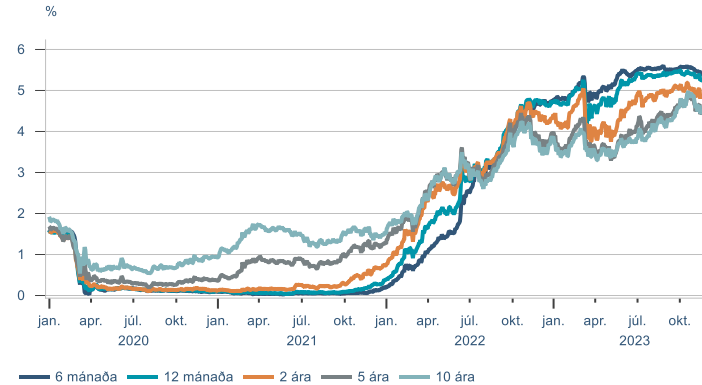
Sértryggð skuldabréf - óverðtryggð



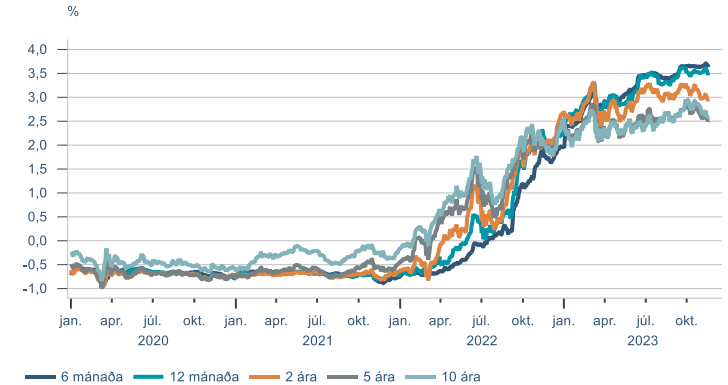
Sértryggð skuldabréf - verðtryggð



Bandarísk ríkisskuldabréf



Þýsk ríkisskuldabréf



Gjaldeyrir

Gengi krónunnar



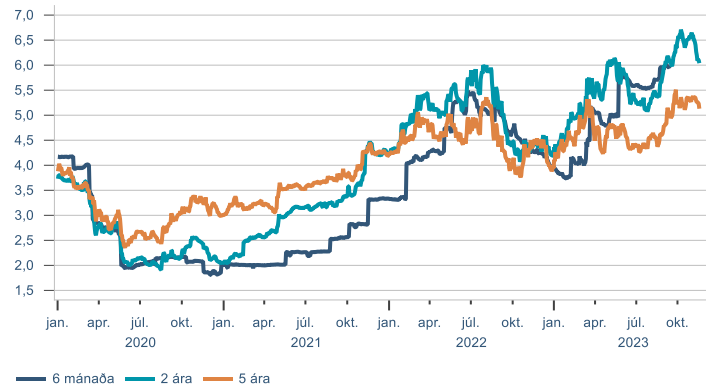
Gengisvísitalan



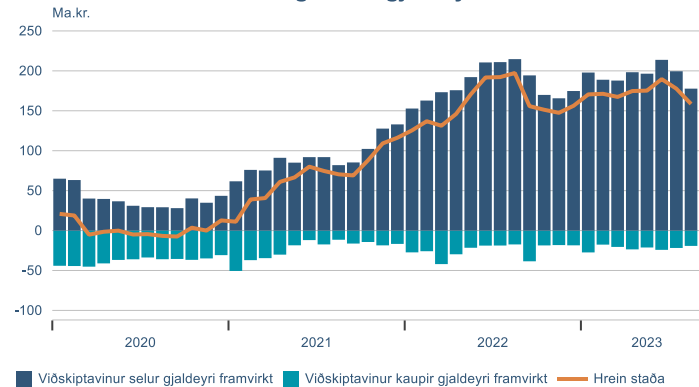
Inngrip SÍ



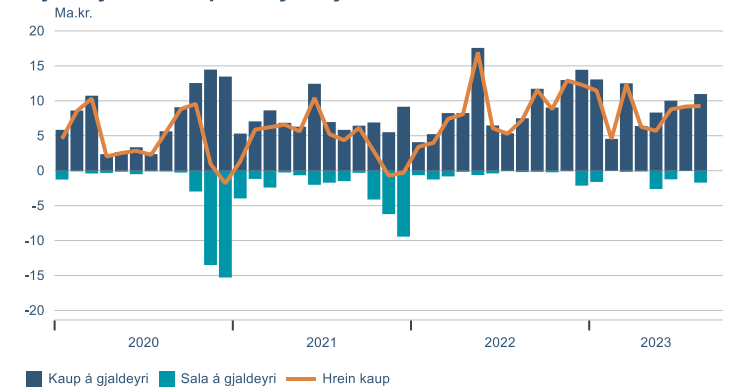
Vaxtamunur við evru



Staða framvirkra samninga með gjaldeyri

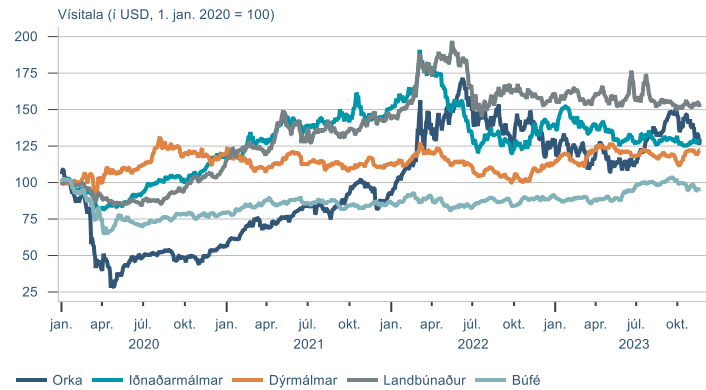


Gjaldeyrivíðskipti lífeyrissjóða



Hrávörur

S&P GSCI hrávörusíðilur



Álverð

3 mánaða framvirk verð, LME



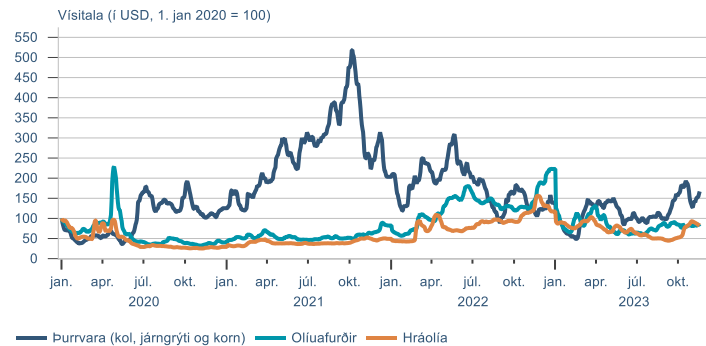
Heimsmarkaðsverð á olíu

Brent



Flutningskostnaður

Baltic exchange visitölur



Hlutabréf		ávöxtun			
		Áramót	1M	3M	12M
OMXI10	2115,9	-15,3%	-0,7%	-13,8%	-19,8%
OMXI10GI	2658,3	-12,9%	-0,7%	-13,8%	-17,5%
Alvotek	1310,0	-11,5%	4,0%	10,1%	60,1%
Amaroq	101,5	29,3%	-0,5%	24,4%	52,6%
Brim	69,4	-20,6%	-0,6%	-18,5%	-24,8%
Eimskip	449,5	-11,3%	-5,4%	-16,1%	-15,3%
Hampiðjan	125,0	5,9%	-9,4%	-13,2%	12,6%
Iceland Seafood	6,0	-0,8%	-6,3%	-5,5%	-20,0%
Icelandair	1,3	-17,5%	-5,0%	-32,1%	-25,2%
Marel	366,0	-25,0%	-0,3%	-21,5%	-29,3%
Síldarvinnslan	94,0	-22,3%	-5,4%	-19,7%	-22,6%
Festi	180,5	0,9%	0,3%	-7,9%	-1,3%
Hagar	66,5	-8,9%	-2,2%	-7,0%	-8,3%
Skeljungur	12,7	-17,4%	4,1%	-8,0%	-20,0%
Ölgerðin	12,5	19,6%	-1,2%	-3,8%	20,8%
Nova	4,0	-7,4%	0,8%	-6,4%	1,5%
Síminn	8,6	-19,2%	-5,0%	-17,8%	-16,9%
Sýn	42,6	-28,9%	-2,7%	-9,7%	-27,0%
Arion	132,0	-6,4%	0,8%	-9,0%	-14,4%
Íslandsbanki	105,5	-7,4%	0,5%	-11,3%	-11,3%
Kvika	13,7	-26,6%	-4,9%	-22,2%	-28,7%
Sjóvá	32,7	3,2%	1,1%	-6,2%	3,2%
VÍS	14,8	-9,7%	2,8%	-22,1%	-17,0%
Eik	11,5	2,4%	-1,7%	-6,1%	-6,3%
Reginn	22,6	-17,5%	-2,6%	-7,8%	-21,5%
Reitir	79,0	-9,6%	0,6%	-7,1%	-9,4%

Leiðrétt fyrir arðgreiðslum

Gjaldeyri		ávöxtun			
		áramót	1M	3M	12M
GVT	199,7	-0,1%	3,9%	6,2%	1,1%
EUR	153,3	1,2%	4,6%	6,4%	3,0%
USD	141,0	-0,7%	1,7%	6,7%	-2,3%
GBP	175,4	2,7%	4,0%	3,9%	3,0%
DKK	20,6	0,9%	4,7%	6,3%	2,7%
SEK	13,4	-2,0%	5,1%	10,0%	-1,5%
NOK	13,0	-9,9%	2,6%	3,6%	-8,5%
CHF	159,0	3,3%	3,3%	5,4%	4,8%
JPY	0,94	-12,3%	1,9%	4,1%	-8,1%

Hlutabréfavitölur		ávöxtun			
		áramót	1M	3M	12M
OMXI10	2115,9	-15,3%	-0,7%	-13,8%	-19,8%
OMXN40	2381,8	9,5%	0,5%	3,9%	12,5%
S&P 500	4514,0	17,6%	3,2%	3,3%	14,4%
FTSE 100	7504,3	0,7%	-2,2%	2,7%	2,1%

Ríkisskuldabréf		krafa	verð	meðalt.	ávöxtun			
					áramót	1M	3M	12M
RIKB 24 0415	9,74%	97,3	0,4	5,0%	0,9%	2,1%	5,3%	
RIKB 25 0612	8,98%	98,6	1,5	3,1%	1,6%	1,3%	3,1%	
RIKB 26 1015	8,39%	95,9	2,7		1,7%	0,0%		
RIKB 28 1115	7,61%	89,5	4,5	1,0%	1,9%	-0,7%	1,6%	
RIKB 31 0124	7,36%	95,3	5,6	0,3%	1,6%	-1,7%	1,3%	
RIKB 35 0917	7,11%	99,1	8,3		0,3%			
RIKB 42 0217	6,82%	76,2	11,4	-2,3%	0,2%	-5,9%	0,5%	
RIKS 26 0216	3,10%	96,6	2,2	6,3%	1,7%	2,5%	7,1%	
RIKS 30 0701	2,73%	103,1	6,0	4,5%	2,6%	0,1%	4,9%	
RIKS 33 0321	2,58%	103,4	8,1	3,7%	3,9%	-1,1%	4,6%	
RIKS 37 0115	2,51%	83,3	12,2	1,0%	3,0%	-2,8%	3,4%	

Þessi umfjöllun og/eða samantekt er markaðsefni sem er ætlað til upplýsinga en felur hvorki í sér fjárfestingarráðgjöf né óháða fjárfestingargreiningu. Lagakröfur sem gilda um fjárfestingarráðgjöf og fjárfestingargreiningar eiga því ekki við, þar með talið bann við viðskiptum fyrir dreifingu. Umfjöllunin er unnin út frá opinberum upplýsingum frá aðilum sem Landsbankinn telur áreiðanlega, en bankinn getur ekki ábyrgst réttmæti upplýsinganna. Landsbankinn tekur enga ábyrgð á tjóni sem gæti hlotist af notkun upplýsinganna sem hér eru settar fram.

Upplýsingar um fyrri árangur fjármálagerninga eða -vísitalna sýna nafnávöxtun, nema annað sé tekið fram. Ef árangur byggir á erlendum gjaldmiðli getur ávöxtun aukist eða minnkað vegna gengissveiflna. Árangur í fortíð gefur ekki áreiðanlega vísbendingu um framtíðarárangur. Nánari upplýsingar um fyrri árangur fjármálagerninga og -vísitalna má finna á [vef Landsbankans](#), þ.m.t. um ávöxtun síðastliðinna 5 ára.

Verðbréfi viðskipti fela í sér áhættu og eru lesendur hvattir til að kynna sér [áhættulýsingu vegna viðskipta með fjármálagerninga](#) og [stefnu Landsbankans um hagsmunaárekstra](#) á vef Landsbankans.

Landsbankinn er viðskiptabanki sem starfar samkvæmt lögum nr. 161/2002, um fjármálafyrirtæki, og starfar undir leyfi og eftirliti fjármálaeftirlits Seðlabanka Íslands (www.fme.is).