



Vikubyrjun 13. nóvember 2023

Hagfræðideild



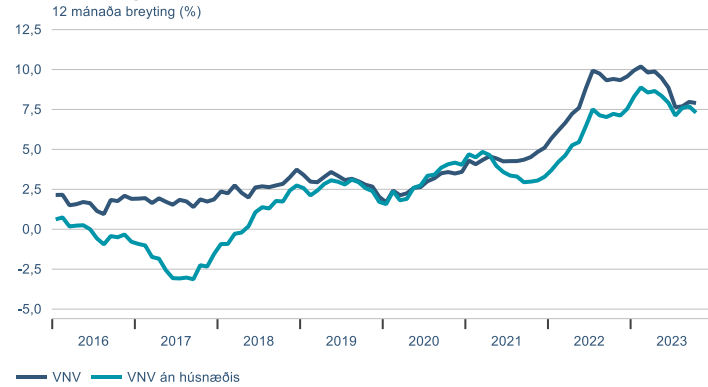
Dagatal

| Vikud. | Dag. | kl. | Viðburður | Tímabil | Birtingaraðili |
|--------|----------|-------|--|--|---|
| mán | 13. nóv. | | Árshlutauppgjör Kortavelta | 3. ársfj. okt | Reitir RSV |
| mið | 15. nóv. | | Könnun á væntingum markaðsaðila Árshlutauppgjör 09:00 Gjaldeyrisforði og tengdir liðir | 4. ársfj. 3. ársfj. okt | Seðlabankinn Eik Seðlabankinn |
| fim | 16. nóv. | 09:00 | Greiðslumiðlun Árshlutauppgjör Árshlutauppgjör Árshlutauppgjör 09:00 Skammtímahagvísar ferðapjónustu 09:00 Fiskafli | okt 3. ársfj. 3. ársfj. 3. ársfj. nóv okt | Seðlabankinn Brim Iceland Seafood Reginn Hagstofan Hagstofan |
| fös | 17. nóv. | 09:00 | Lok verðkönnunarviku Þjóðhagsspá Útboð ríkisbréfa 09:00 Tryggingafélög | nóv okt | Hagstofan Hagstofan Lánamál ríkisins Seðlabankinn |

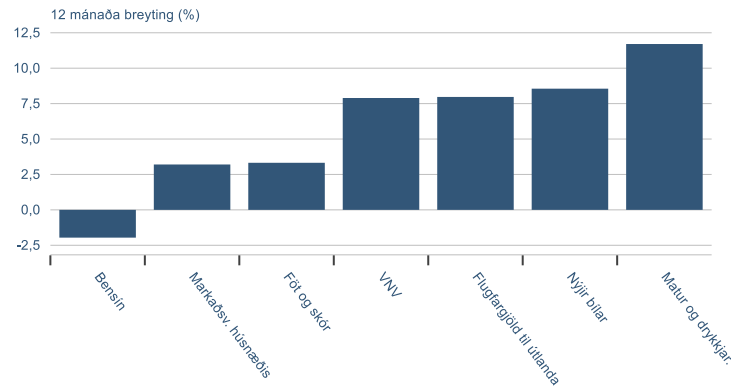
▶ Efnahagsmál

Verðlag

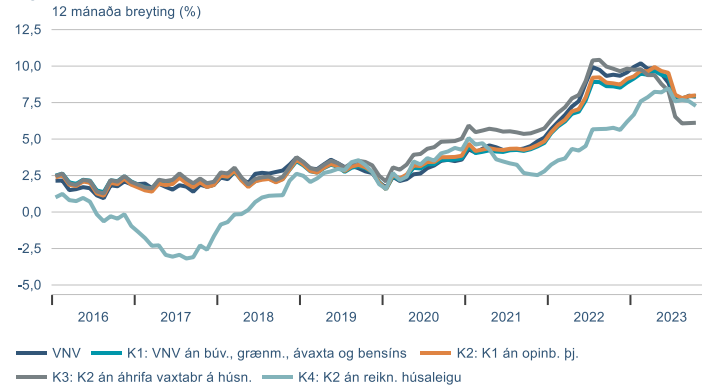
Visitala neysluverðs



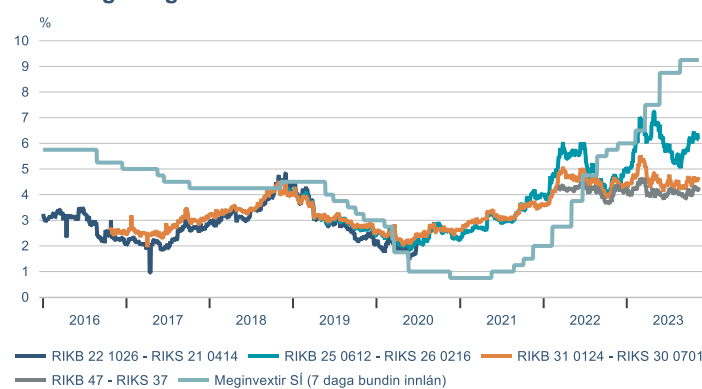
Valdir undirliðir



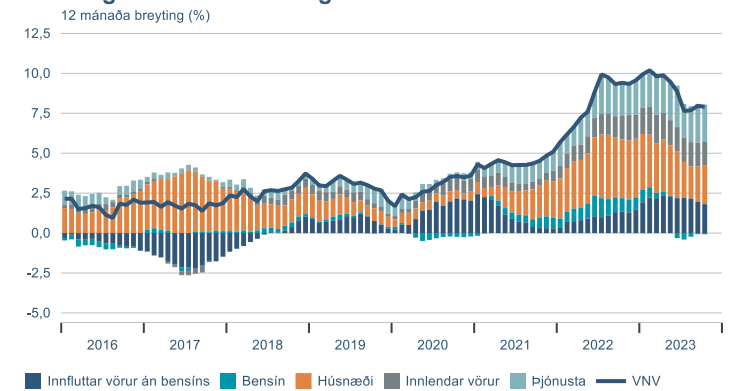
Kjarnavísitölur



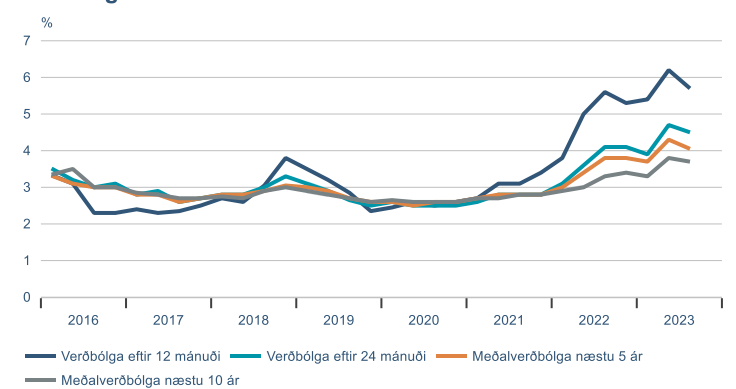
Verðbólguálag á skuldabréfamarkaði



Framlag undirliða verðbólgu

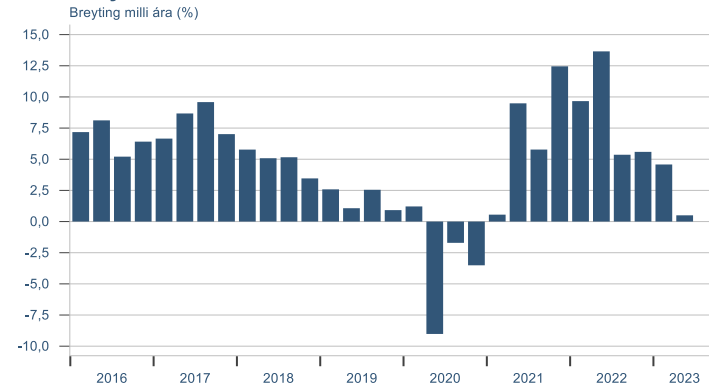


Væntingakönnun markaðsaðila

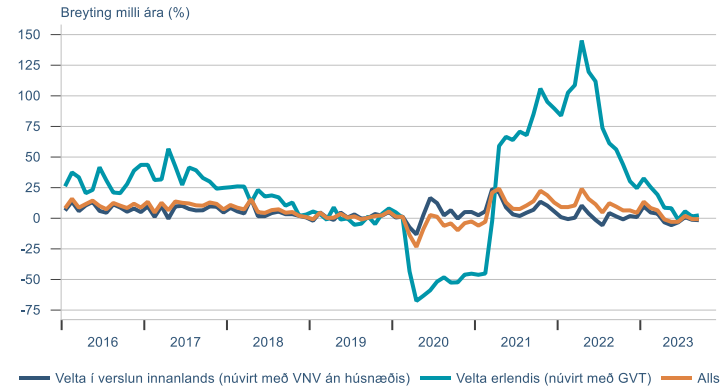


Heimilin

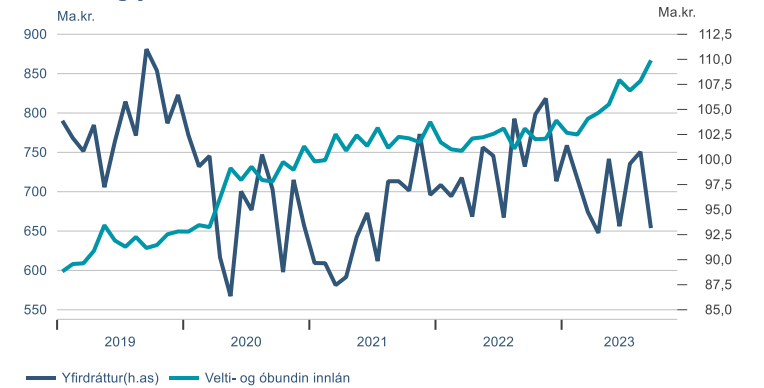
Einkaneysla



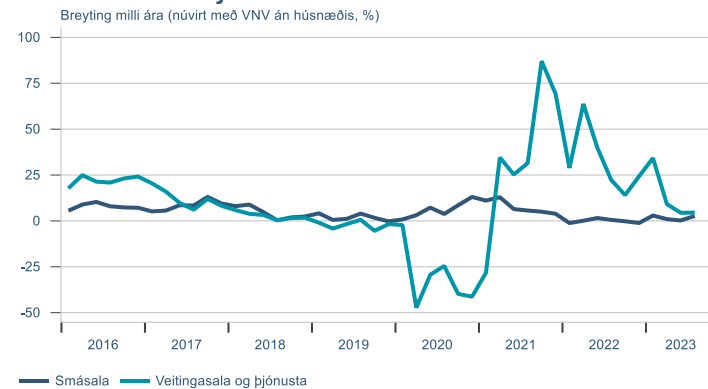
Greiðslukortavelta



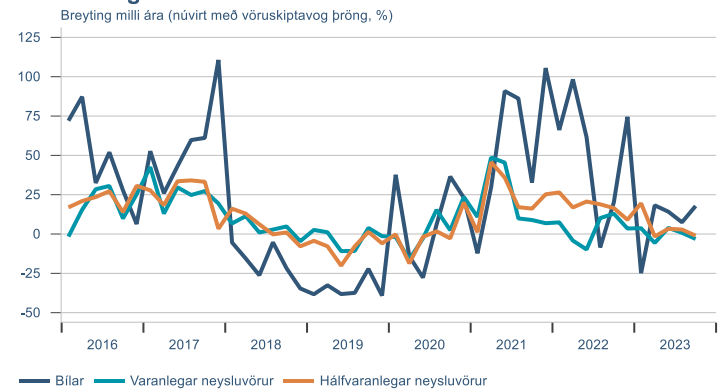
Innlán og yfirdráttur heimilanna



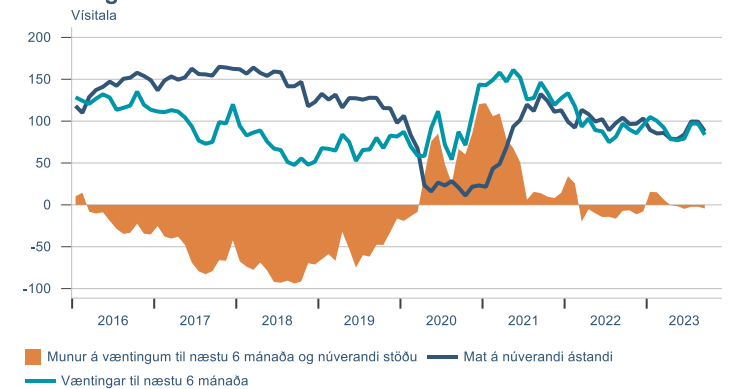
Velta skv. VSK-skýrslum



Innflutningur

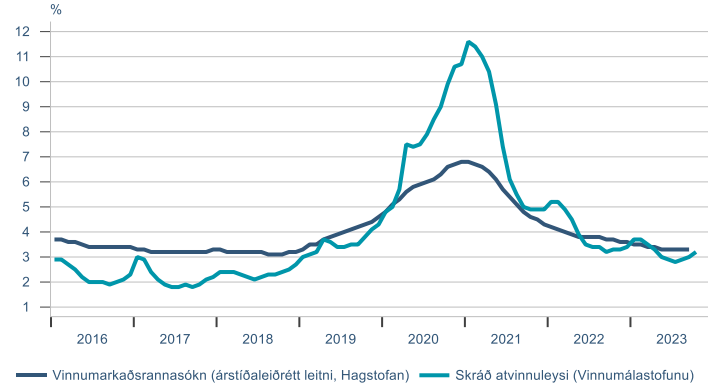


Væntingavísitala

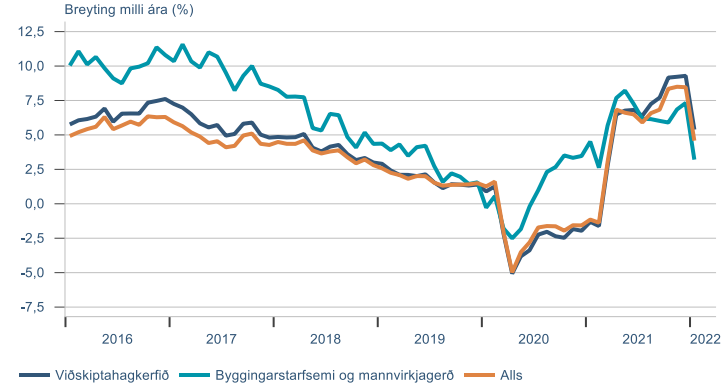


Vinnumarkaðurinn

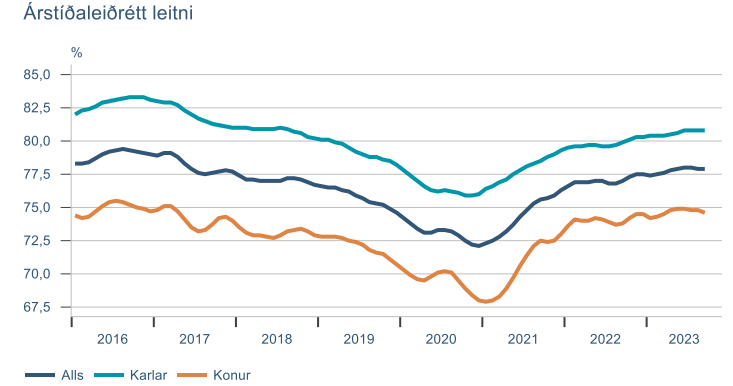
Atvinnuleysi



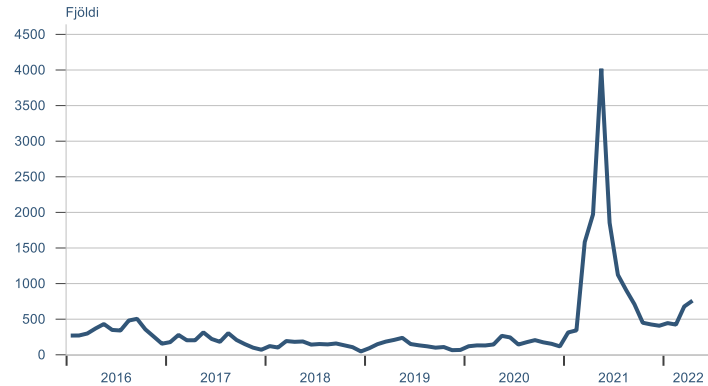
Fjöldi launagreiðenda



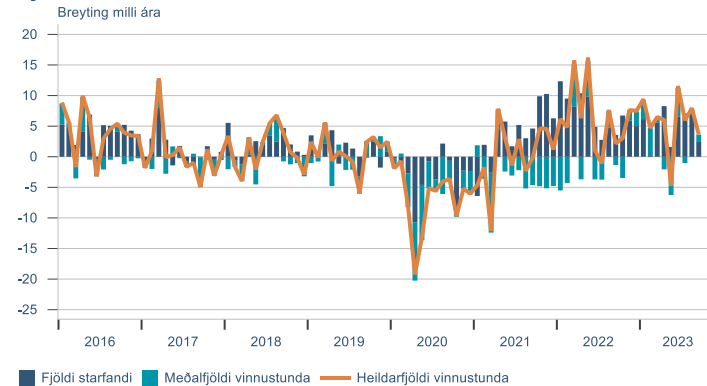
Atvinnuþáttaka



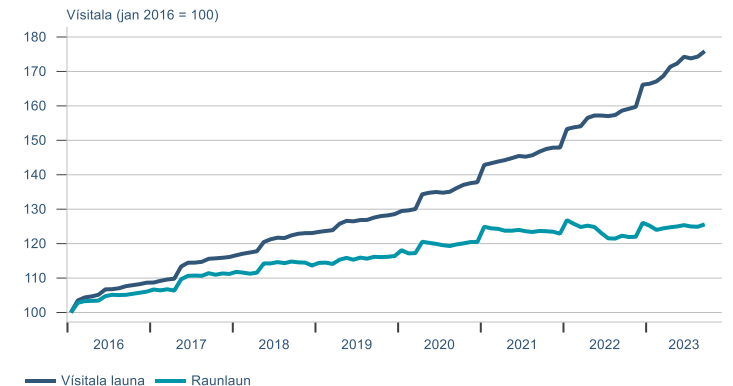
Laus störf



Fjöldi vinnustunda

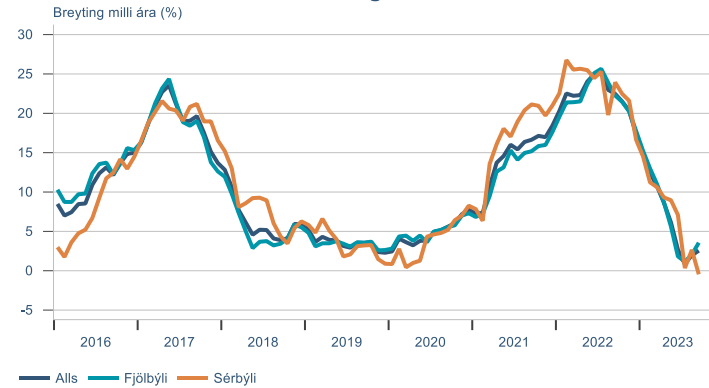


Laun

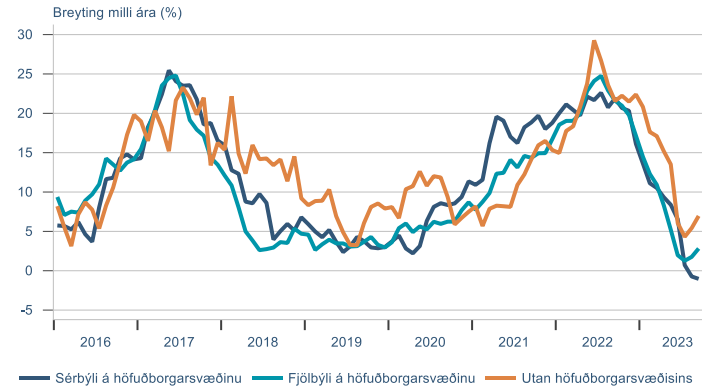


Fasteignamarkaðurinn

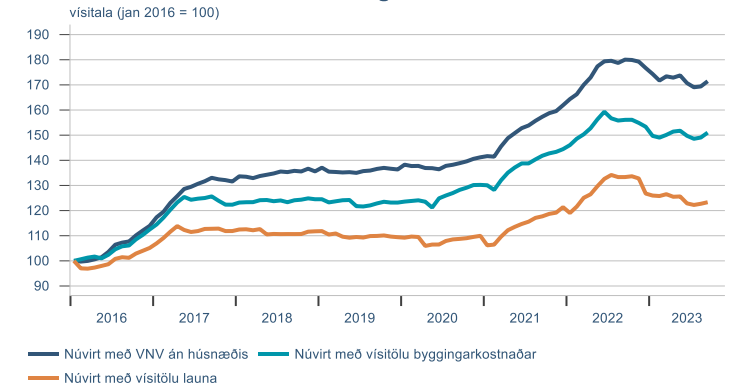
Vísitala íbúðaverðs á höfuðborgarsvæðinu



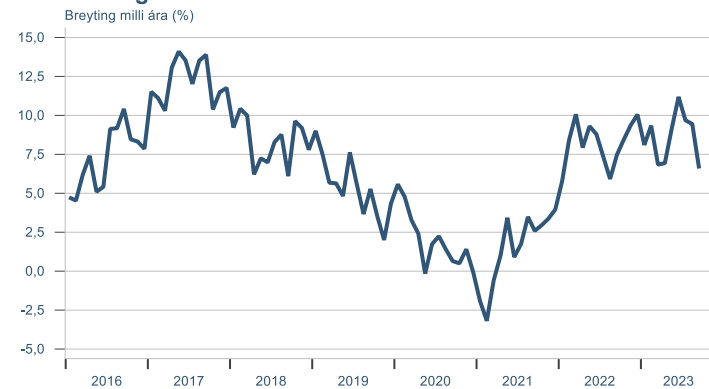
Vísitala markaðsverðs húsnæðis



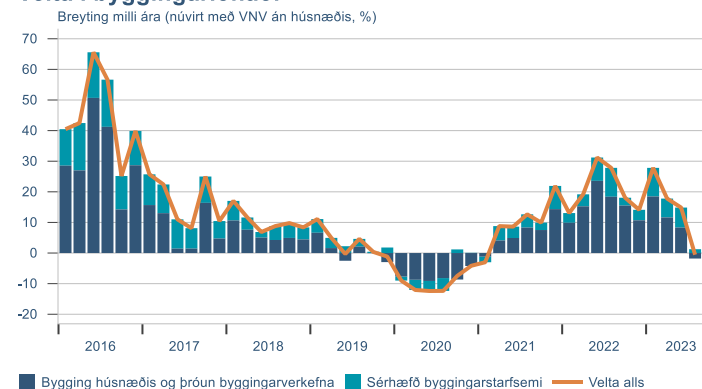
Vísitala íbúðaverðs á höfuðborgarsvæðinu



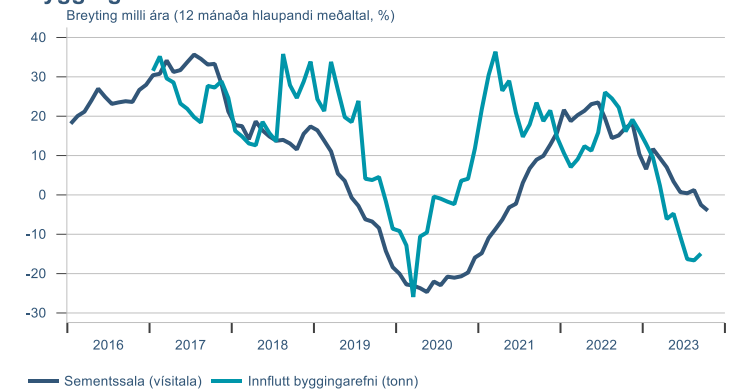
Vísitala leiguverðs



Velta í byggingariðnaði

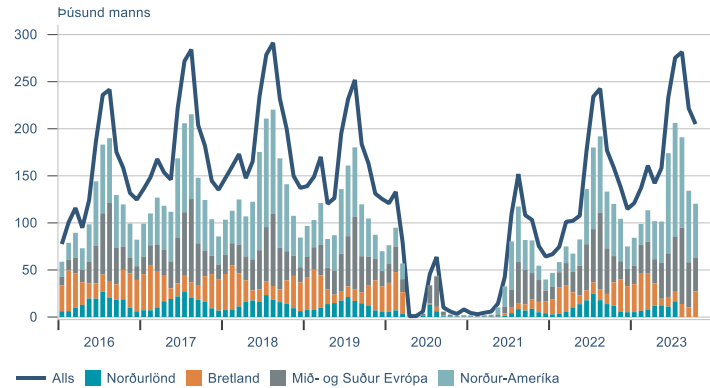


Byggingavörur



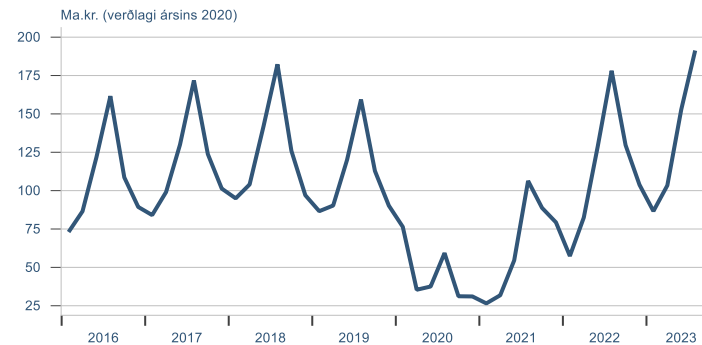
Ferðaþjónustan

Erlendir ferðamenn um Leifstöð



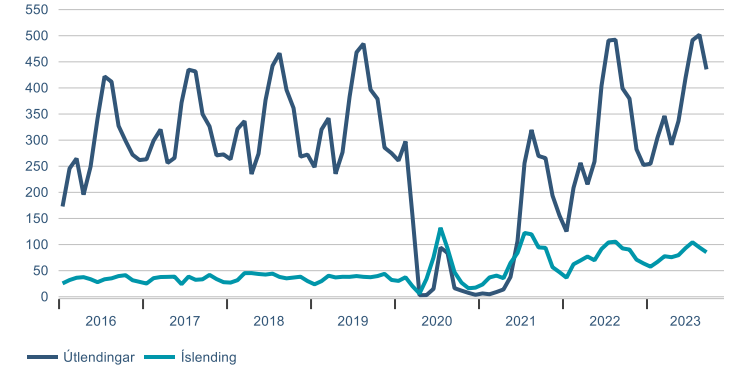
Velta í ferðaþjónustu

Velta á VSK-tímabili (2 mánuðir)



Gistinætur á hótélum

Þúsund nætur



Velta erlendra greiðslukorta

ma.kr. (föstu gengi)

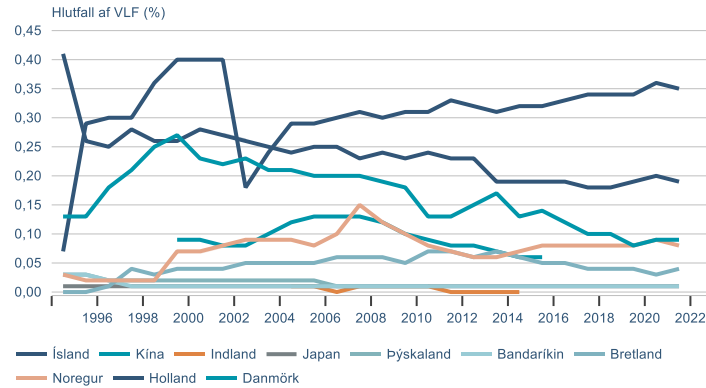


Fjöldi launagreiðenda í ferðaþjónustu

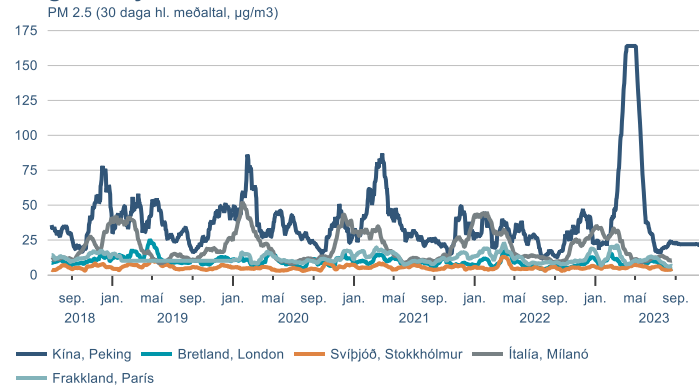


Sjálfbærni

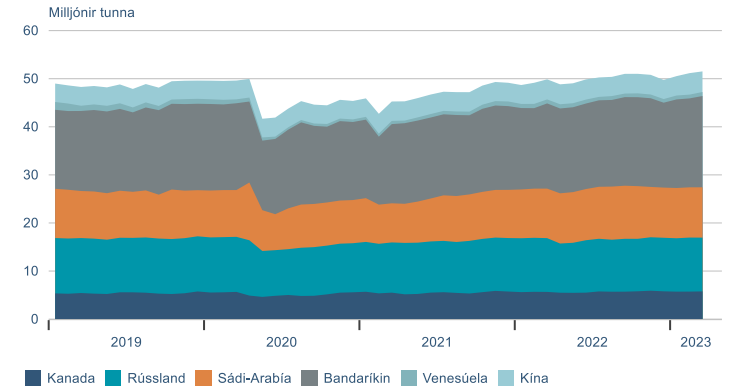
Umhverfisskattur



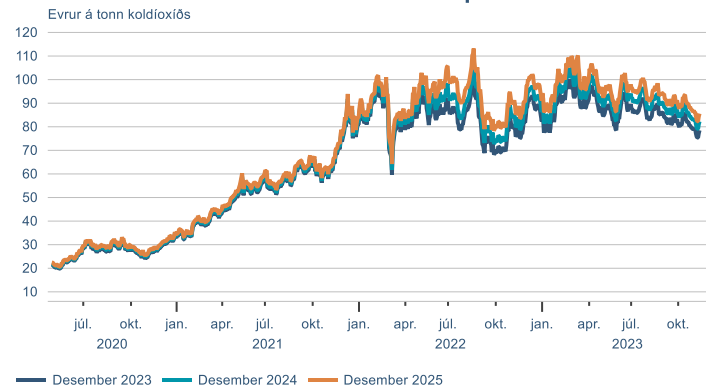
Magn svifryks



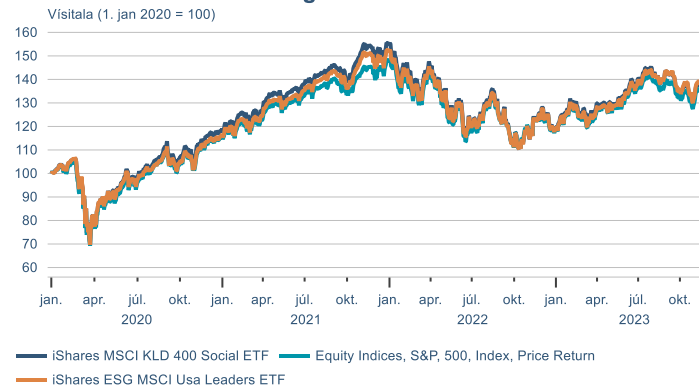
Framleiðsla hráolíu



EUA Losunarheimildir innan ETS viðskiptakerfisins



UFS Hlutabréfavisitölur og S&P 500

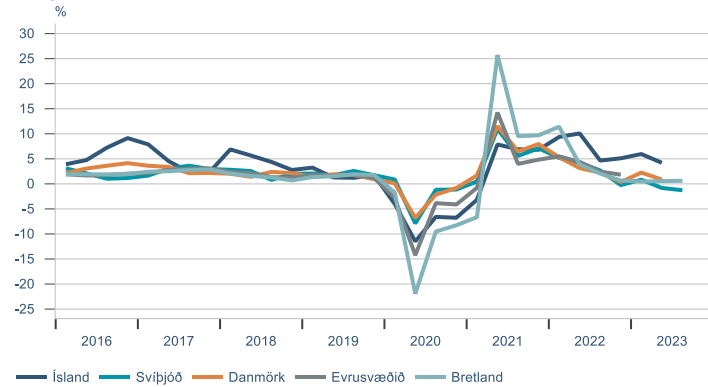


Hlutabréfavisitölur orkufyrirtækja (hluti af Eurofirst 300)

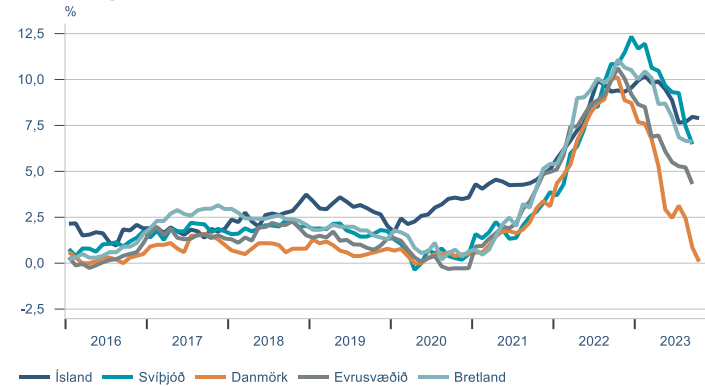


Alþjóðlegur samanburður

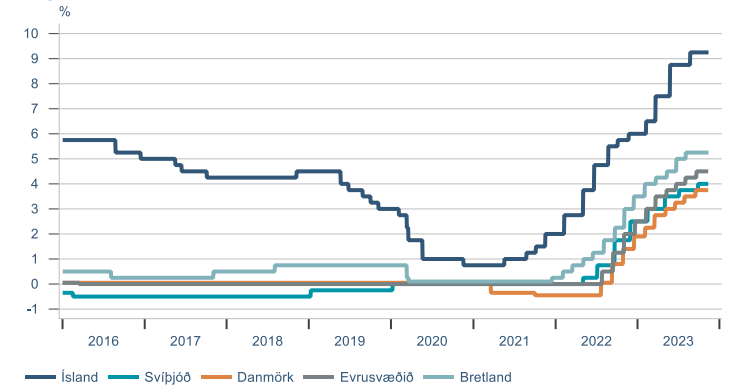
Hagvöxtur



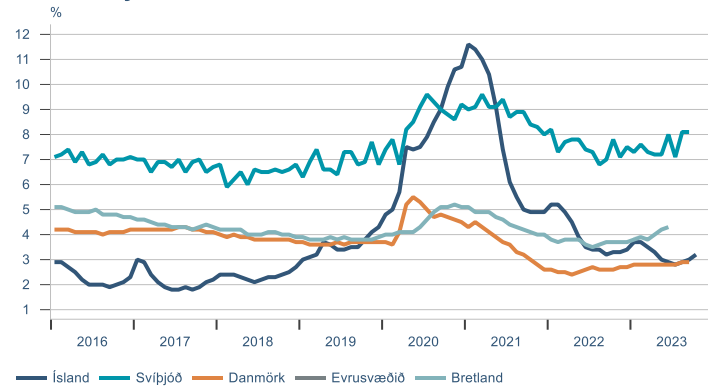
Verðbólga



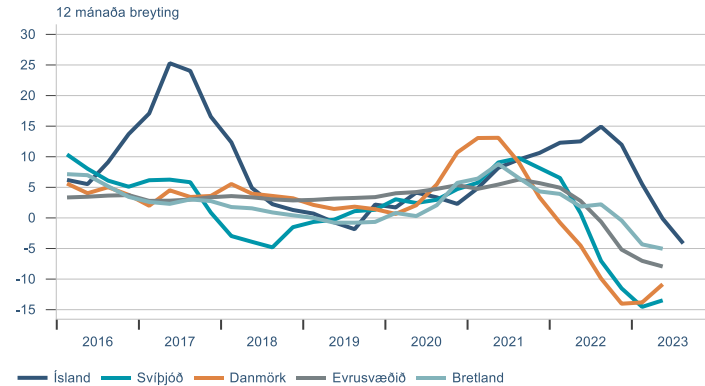
Stýrivextir



Atvinnuleysi



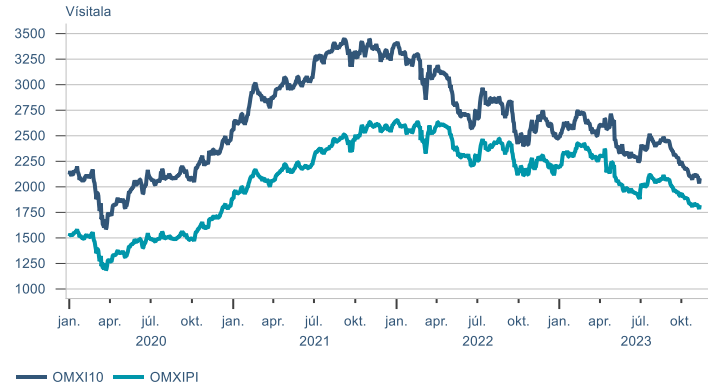
Raunverð íbúða



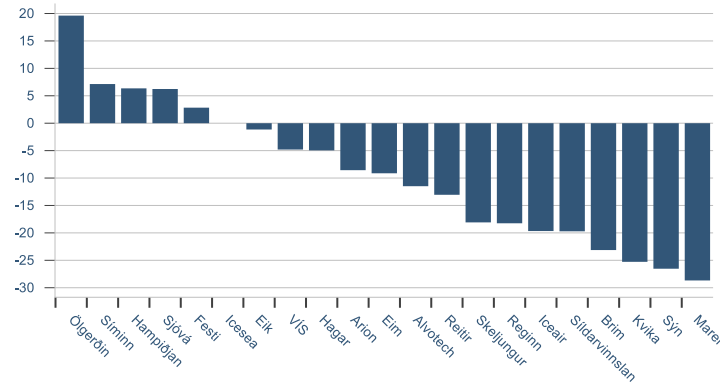
► Fjármálamarkaðir

Hlutabréf

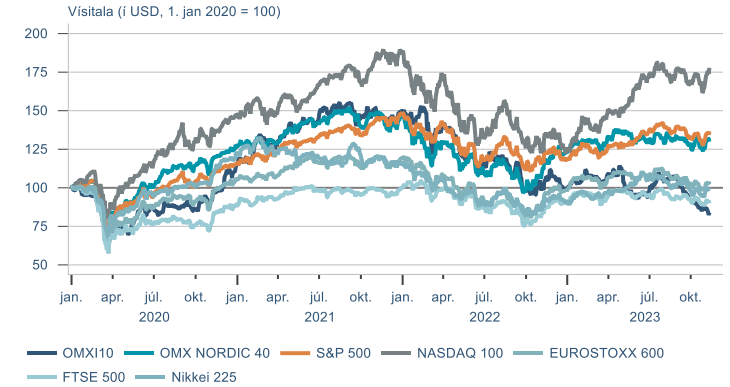
OMX-vísitölur



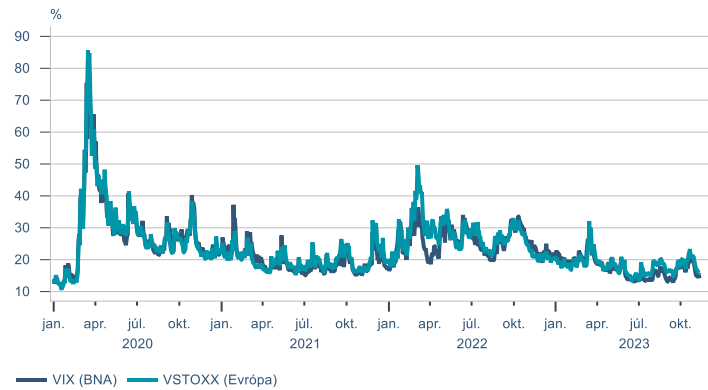
Það sem af er ári



Hlutabréfavisitölur

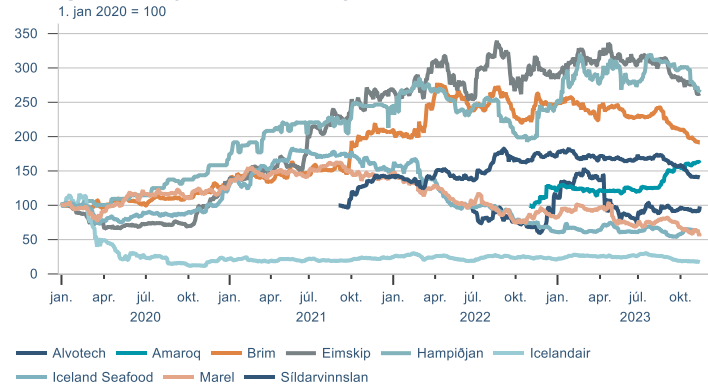


Vix-vísitölur



Hlutabréf

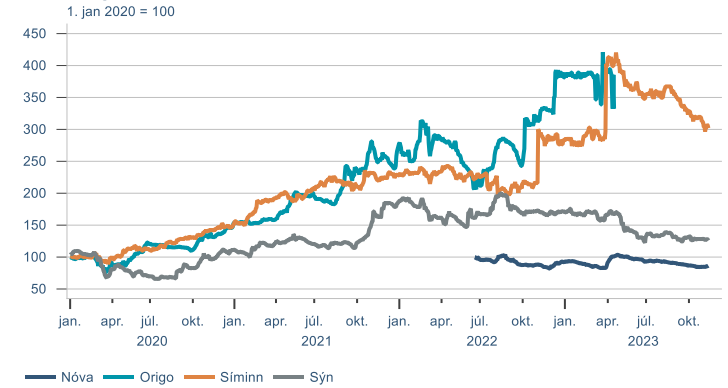
Félög með tekjur í erlendri mynt



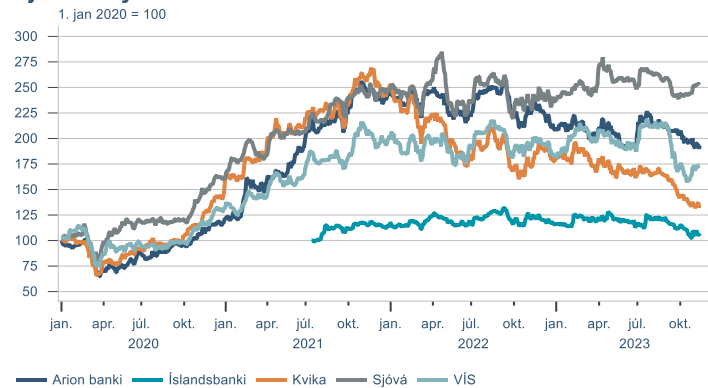
Heild- og smásala



Tæknifyrirtæki



Fjármálfyrirtæki

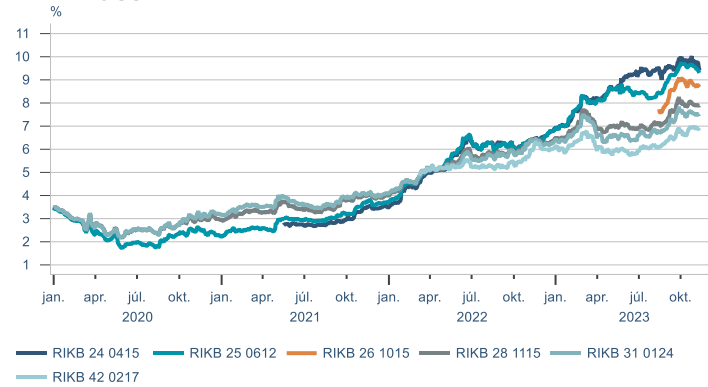


Fasteignafélög

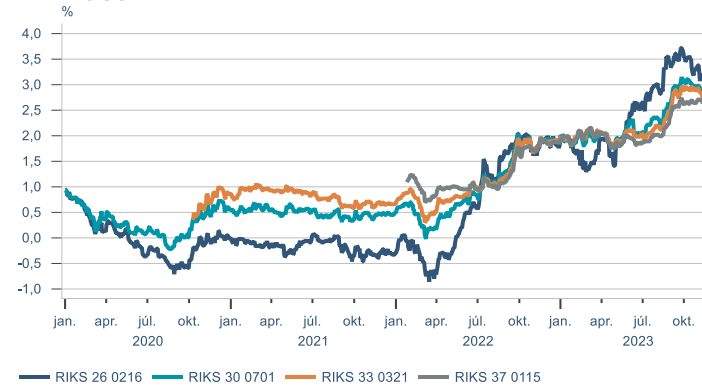


Skuldabréf

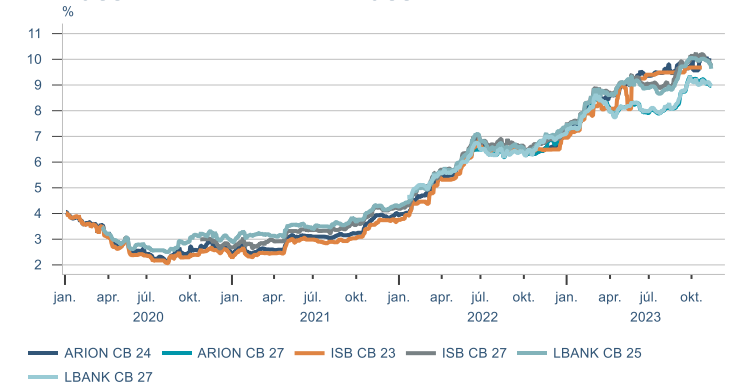
Óverðtryggð ríkisbréf



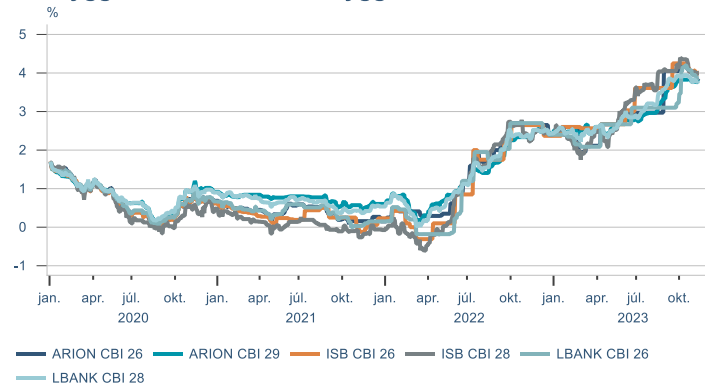
Verðtryggð ríkisbréf



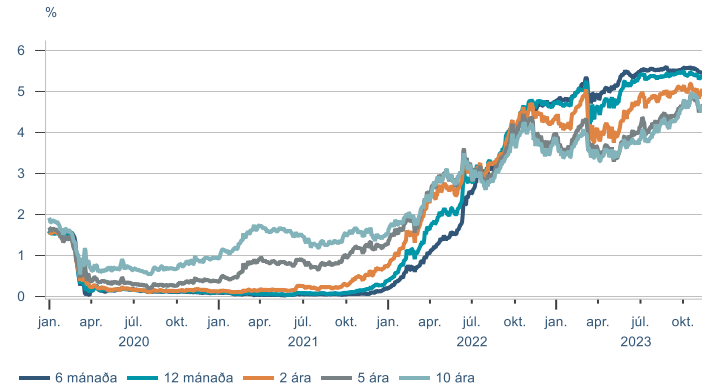
Sértryggð skuldabréf - óverðtryggð



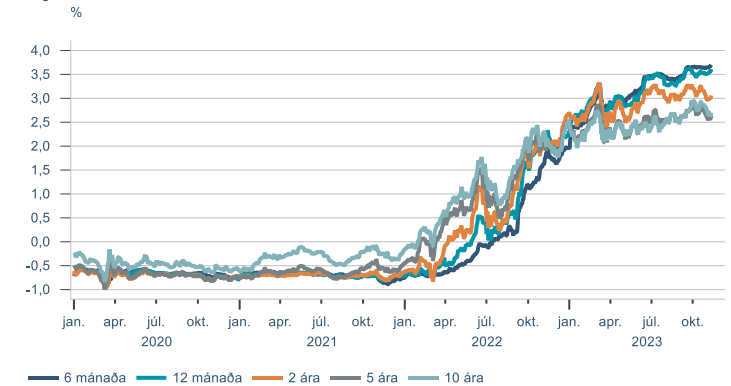
Sértryggð skuldabréf - verðtryggð



Bandarísk ríkisskuldabréf



Þýsk ríkisskuldabréf



Gjaldeyrir

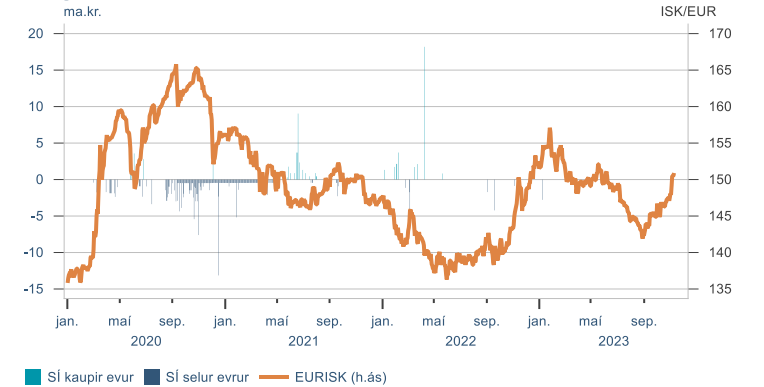
Gengi krónunnar



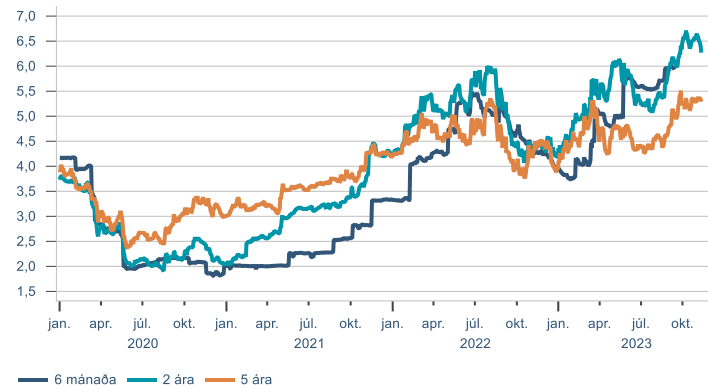
Gengisvísitalan



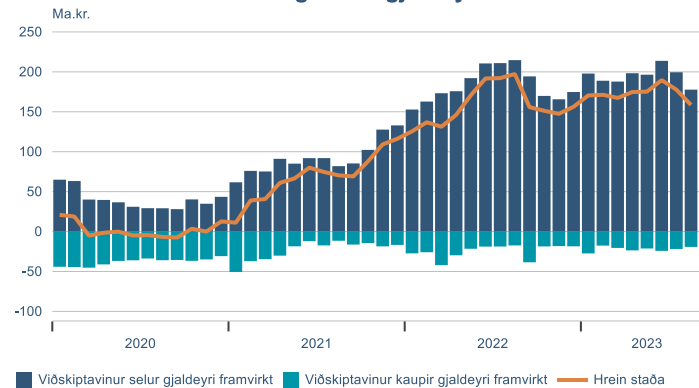
Inngrip SÍ



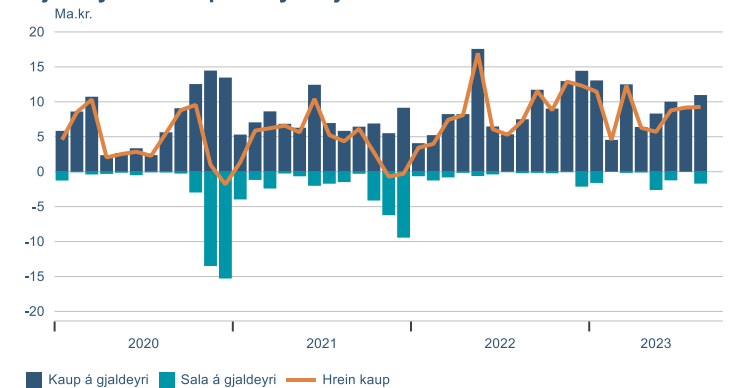
Vaxtamunur við evru



Staða framvirkra samninga með gjaldeyri

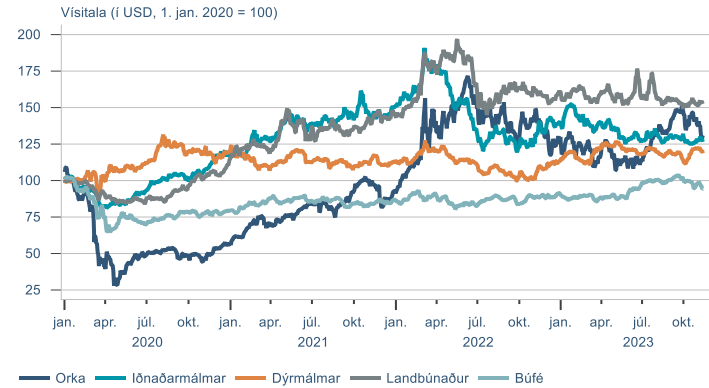


Gjaldeyrivíðskipti lífeyrissjóða



Hrávörur

S&P GSCI hrávörusíðitölur



Álverð

3 mánaða framvirk verð, LME



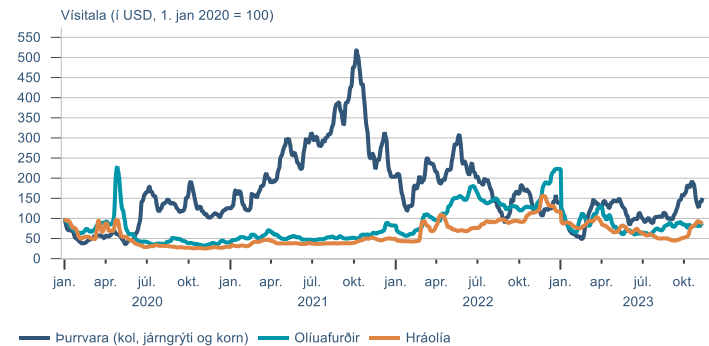
Heimsmarkaðsverð á olíu

Brent



Flutningskostnaður

Baltic exchange visitölur



| Hlutabréf | | ávöxtun | | | |
|-----------------|--------|---------|--------|--------|--------|
| | | Áramót | 1M | 3M | 12M |
| OMXI10 | 2082,9 | -16,6% | -4,1% | -14,3% | -19,5% |
| OMXI10GI | 2616,8 | -14,2% | -4,1% | -14,3% | -17,2% |
| Alvotech | 1310,0 | -11,5% | 4,0% | 7,8% | 44,3% |
| Amaroq | 102,5 | 30,6% | 6,3% | 28,8% | 60,2% |
| Brim | 67,2 | -23,1% | -6,9% | -20,8% | -21,8% |
| Eimskip | 451,0 | -11,0% | -3,2% | -13,6% | -15,8% |
| Hampiðjan | 124,0 | 5,1% | -10,8% | -13,9% | 34,1% |
| Iceland Seafood | 6,1 | 0,0% | -3,2% | -9,0% | -15,4% |
| Icelandair | 1,3 | -19,7% | -8,5% | -34,9% | -23,5% |
| Marel | 348,0 | -28,7% | -10,1% | -22,8% | -28,8% |
| Síldarvinnslan | 95,6 | -21,0% | -6,7% | -19,0% | -20,3% |
| Festi | 184,0 | 2,8% | 2,2% | -4,4% | -2,0% |
| Hagar | 67,0 | -8,2% | 1,5% | -0,7% | -8,8% |
| Skeljungur | 12,6 | -18,1% | 0,8% | -9,4% | -23,0% |
| Ölgerðin | 12,5 | 19,6% | 1,6% | -3,8% | 20,2% |
| Nova | 4,0 | -7,0% | 0,3% | -7,8% | -0,5% |
| Síminn | 8,6 | -19,2% | -3,4% | -17,0% | -21,4% |
| Sýn | 43,2 | -27,9% | -0,9% | -8,9% | -27,2% |
| Arion | 129,0 | -8,6% | -1,5% | -9,5% | -16,9% |
| Íslandsbanki | 104,5 | -8,3% | -3,7% | -12,2% | -14,0% |
| Kvika | 13,9 | -25,3% | -3,5% | -19,4% | -23,1% |
| Sjóvá | 33,6 | 6,2% | 4,3% | -4,3% | 6,9% |
| VÍS | 15,6 | -4,8% | 6,1% | -19,2% | -12,6% |
| Eik | 11,1 | -1,1% | -5,9% | -9,0% | -9,6% |
| Reginn | 22,4 | -18,2% | -5,1% | -8,9% | -24,8% |
| Reitir | 76,0 | -13,1% | -5,0% | -10,1% | -15,9% |

Leiðrétt fyrir arðgreiðslum

| Gjaldeyri | | áramót | 1M | 3M | 12M |
|-----------|-------|--------|------|-------|--------|
| GVT | 198,3 | -0,8% | 3,3% | 5,2% | 0,3% |
| EUR | 151,9 | 0,3% | 3,8% | 5,1% | 2,8% |
| USD | 142,2 | 0,1% | 2,8% | 8,4% | -4,2% |
| GBP | 173,7 | 1,7% | 2,6% | 3,8% | 2,7% |
| DKK | 20,4 | 0,0% | 3,8% | 5,0% | 2,6% |
| SEK | 13,1 | -4,1% | 3,6% | 5,7% | -3,8% |
| NOK | 12,8 | -11,2% | 0,5% | -1,0% | -10,2% |
| CHF | 157,6 | 2,5% | 3,3% | 4,9% | 5,0% |
| JPY | 0,94 | -12,8% | 1,2% | 2,9% | -7,5% |

| Hlutabréfavisitölur | | áramót | 1M | 3M | 12M |
|---------------------|--------|--------|-------|--------|--------|
| OMXI10 | 2082,9 | -16,6% | -4,1% | -14,3% | -19,5% |
| OMXN40 | 2307,5 | 6,1% | -1,0% | -1,4% | 5,9% |
| S&P 500 | 4415,2 | 15,0% | 1,3% | -1,2% | 11,6% |
| FTSE 100 | 7360,6 | -1,2% | -3,5% | -3,4% | -0,2% |

| Ríkisskuldabréf | krafa | verð | meðalt. | ávöxtun | | | |
|-----------------|-------|-------|---------|---------|-------|-------|-------|
| | | | | áramót | 1M | 3M | 12M |
| RIKB 24 0415 | 9,59% | 97,2 | 0,4 | 4,8% | 1,0% | 2,3% | 5,1% |
| RIKB 25 0612 | 9,29% | 98,1 | 1,5 | 2,5% | 1,4% | 0,8% | 2,3% |
| RIKB 26 1015 | 8,70% | 95,1 | 2,7 | | 1,5% | -0,3% | |
| RIKB 28 1115 | 7,90% | 88,4 | 4,3 | -0,4% | 0,8% | -1,4% | 0,0% |
| RIKB 31 0124 | 7,54% | 94,3 | 5,6 | -0,7% | 0,6% | -2,8% | -0,2% |
| RIKB 35 0917 | 7,15% | 98,8 | 8,3 | | | | |
| RIKB 42 0217 | 6,92% | 75,3 | 11,4 | -3,5% | -1,9% | -7,4% | -4,8% |
| RIKS 26 0216 | 3,16% | 96,4 | 2,2 | 5,9% | 1,7% | 0,9% | 6,4% |
| RIKS 30 0701 | 2,85% | 102,4 | 6,0 | 3,5% | 2,4% | -2,0% | 3,2% |
| RIKS 33 0321 | 2,75% | 102,0 | 8,2 | 2,1% | 2,4% | -3,5% | 1,5% |
| RIKS 37 0115 | 2,63% | 82,1 | 12,2 | -0,7% | 1,4% | -6,0% | -0,6% |

Þessi umfjöllun og/eða samantekt er markaðsefni sem er ætlað til upplýsinga en felur hvorki í sér fjárfestingarráðgjöf né óháða fjárfestingargreiningu. Lagakröfur sem gilda um fjárfestingarráðgjöf og fjárfestingargreiningar eiga því ekki við, þar með talið bann við viðskiptum fyrir dreifingu. Umfjöllunin er unnin út frá opinberum upplýsingum frá aðilum sem Landsbankinn telur áreiðanlega, en bankinn getur ekki ábyrgst réttmæti upplýsinganna. Landsbankinn tekur enga ábyrgð á tjóni sem gæti hlotist af notkun upplýsinganna sem hér eru settar fram.

Upplýsingar um fyrri árangur fjármálagerninga eða -vísitalna sýna nafnávöxtun, nema annað sé tekið fram. Ef árangur byggir á erlendum gjaldmiðli getur ávöxtun aukist eða minnkað vegna gengissveiflna. Árangur í fortíð gefur ekki áreiðanlega vísbendingu um framtíðarárangur. Nánari upplýsingar um fyrri árangur fjármálagerninga og -vísitalna má finna á [vef Landsbankans](#), þ.m.t. um ávöxtun síðastliðinna 5 ára.

Verðbréfavíðskipti fela í sér áhættu og eru lesendur hvattir til að kynna sér [áhættulýsingu vegna viðskipta með fjármálagerninga](#) og [stefnu Landsbankans um hagsmunaárekstra](#) á vef Landsbankans.

Landsbankinn er viðskiptabanki sem starfar samkvæmt lögum nr. 161/2002, um fjármálafyrirtæki, og starfar undir leyfi og eftirliti fjármálaeftirlits Seðlabanka Íslands (www.fme.is).