



Vikubyrjun 6. nóvember 2023

Hagfræðideild



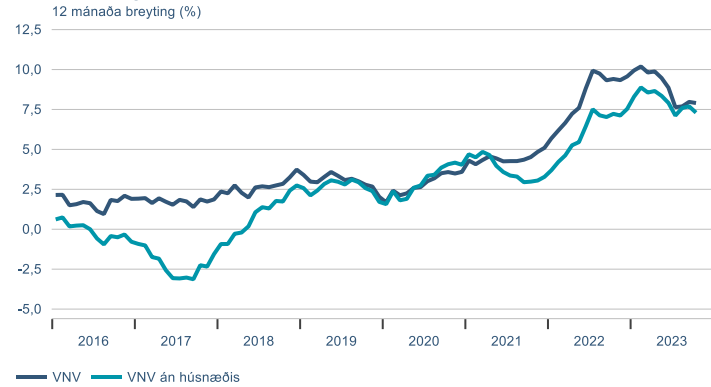
Dagatal

Vikud.	Dag.	kl.	Viðburður	Tímabil	Birtingaraðili
mán	6. nóv.		Árshlutauppgjör Flutningstölur	3. ársfj. okt	Nova klúbburinn Icelandair
		09:00	Starfandi samkvæmt skrá	sep	Hagstofan
		09:00	Staðgreiðsluskyldar greiðslur	sep	Hagstofan
		09:00	Lífeyrissjóðir	okt	Seðlabankinn
þri	7. nóv.		Árshlutauppgjör Flutningstölur	3. ársfj. okt	Eimskip Play
		09:00	Vöruviðskipti (bráðabirgðatölur)	okt	Hagstofan
		09:00	Efnahagur Seðlabankans	okt	Seðlabankinn
mið	8. nóv.		Árshlutauppgjör	3. ársfj.	Sýn
		09:00	Raungengi	okt	Seðlabankinn
			Skuldabréfaútboð		Lánasjóður sveitarfélaga
		09:00	Erlend staða Seðlabankans	okt	Seðlabankinn
		09:00	Gjaldeyrismarkaður	okt	Seðlabankinn
		09:00	Krónumarkaður	okt	Seðlabankinn
fim	9. nóv.	09:00	Efnahagslegar skammtímatölur		Hagstofan
		16:00	Markaðsupplýsingar		Lánamál ríkisins
		09:00	Laus störf	3. ársfj.	Hagstofan
fös	10. nóv.		Brottfarir um Leifsstöð	okt	Ferðamálastofa
		12:00	Skráð atvinnuleysi	okt	Vinnumálastofnun

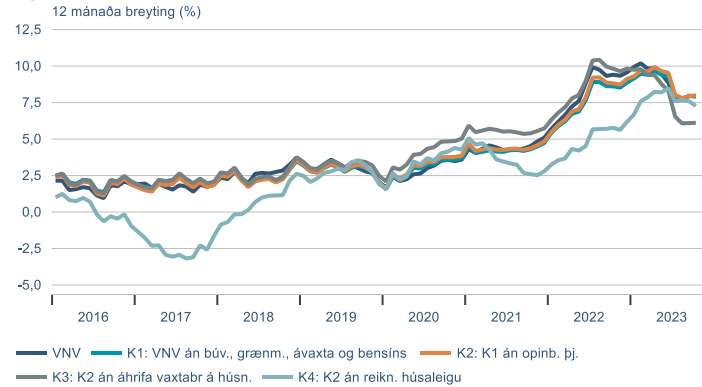
▶ Efnahagsmál

Verðlag

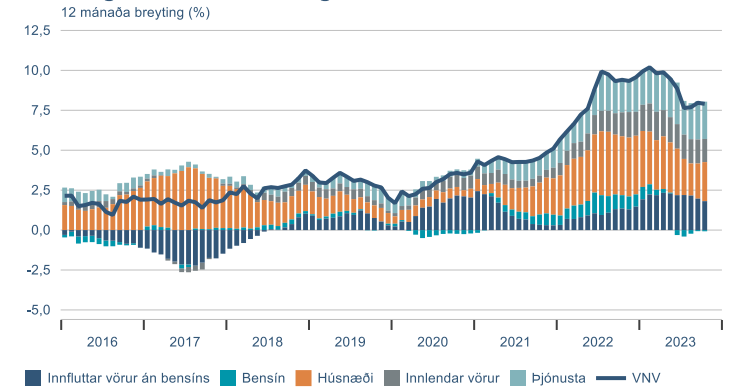
Visitala neysluverðs



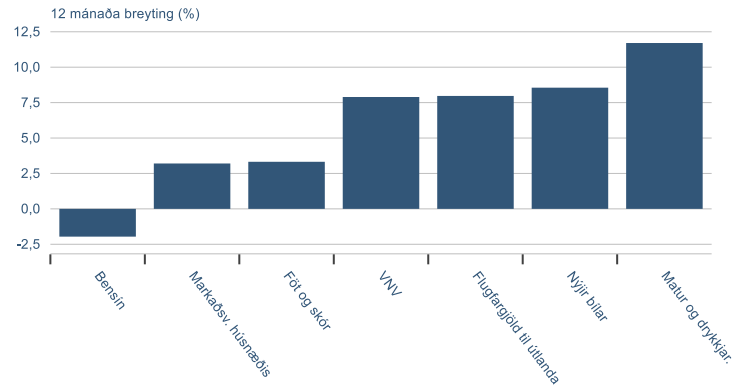
Kjarnavísitölur



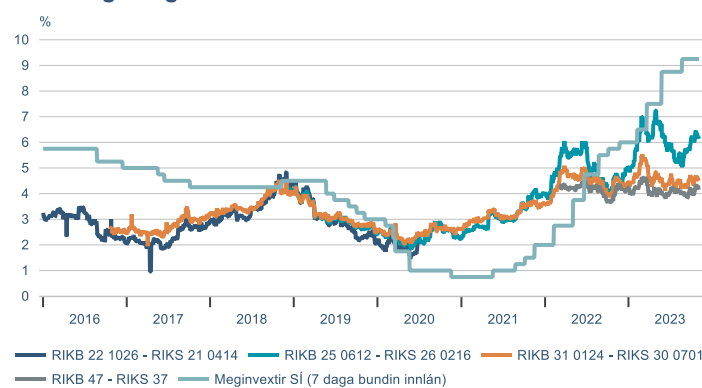
Framlag undirliða verðbólgu



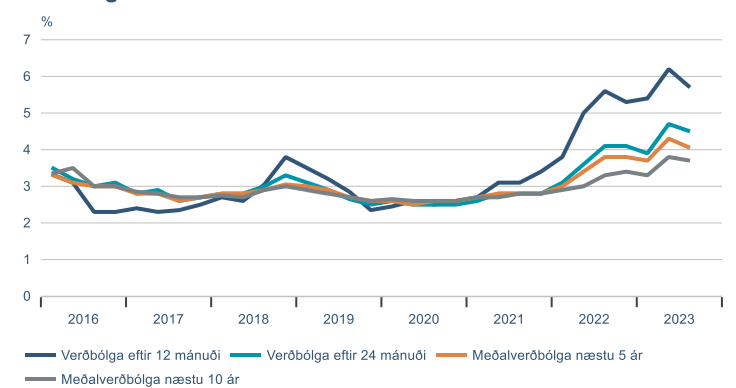
Valdir undirliðir



Verðbólguálag á skuldabréfamarkaði

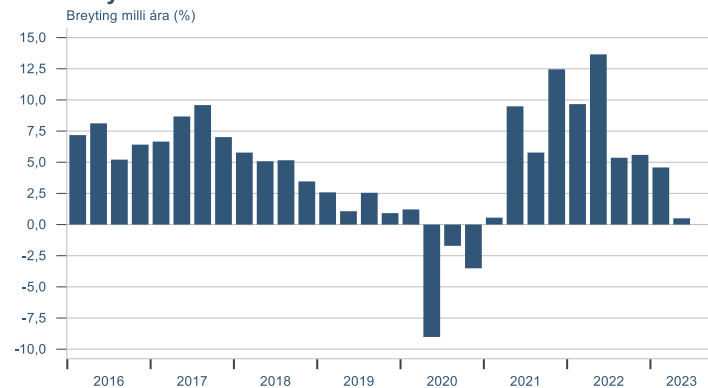


Væntingakönnun markaðsaðila

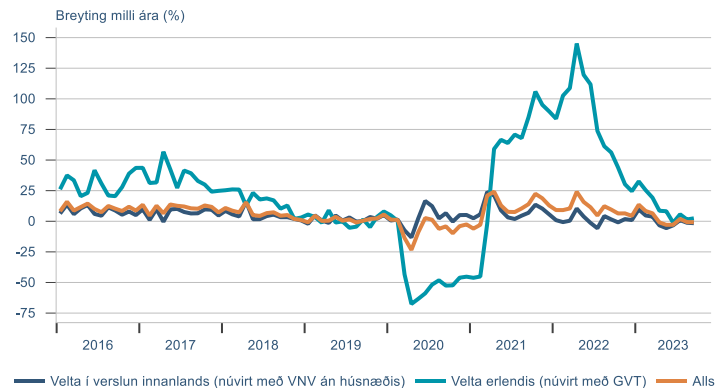


Heimilin

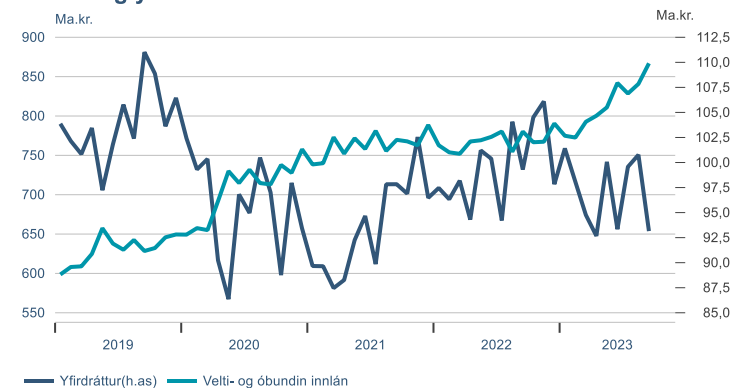
Einkaneysla



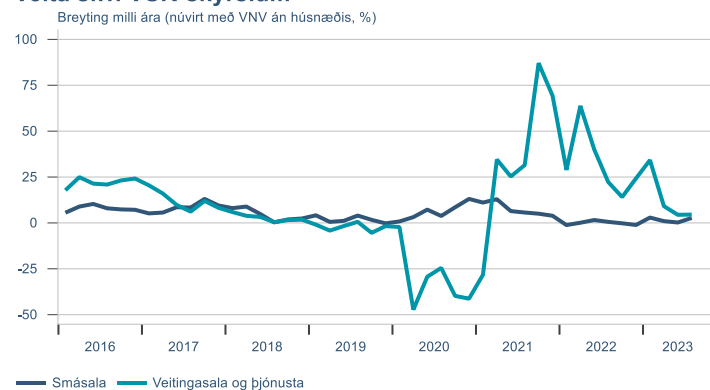
Greiðslukortavelta



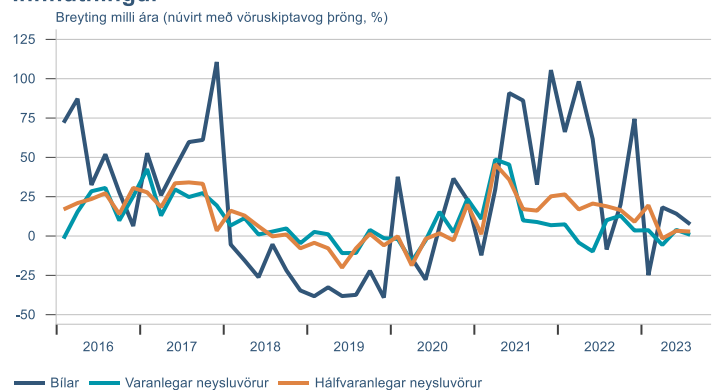
Innlán og yfirdráttur heimilanna



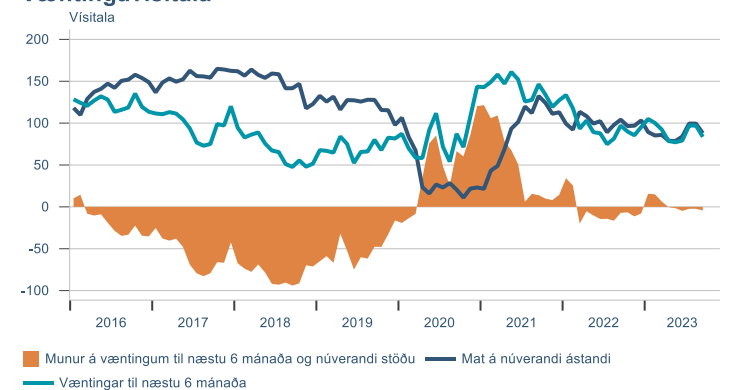
Velta skv. VSK-skýrslum



Innflutningur

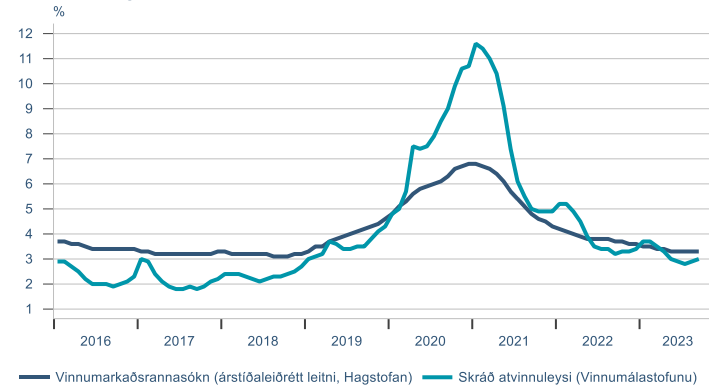


Væntingavísitala

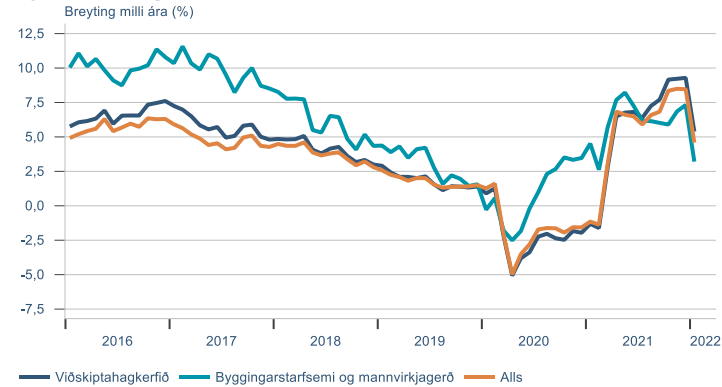


Vinnumarkaðurinn

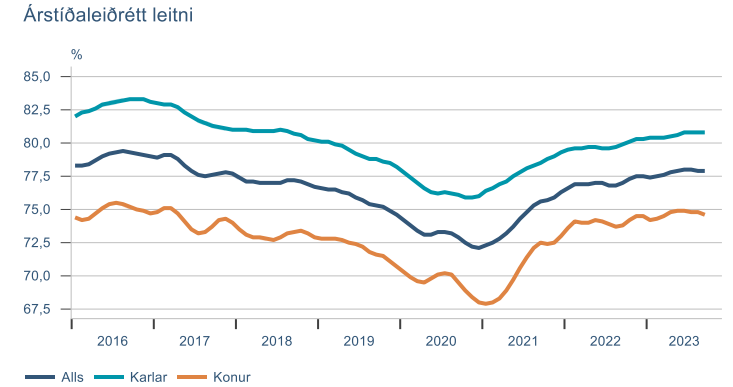
Atvinnuleysi



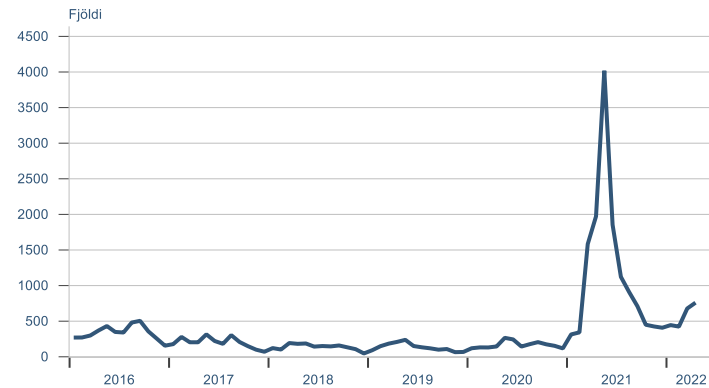
Fjöldi launagreiðenda



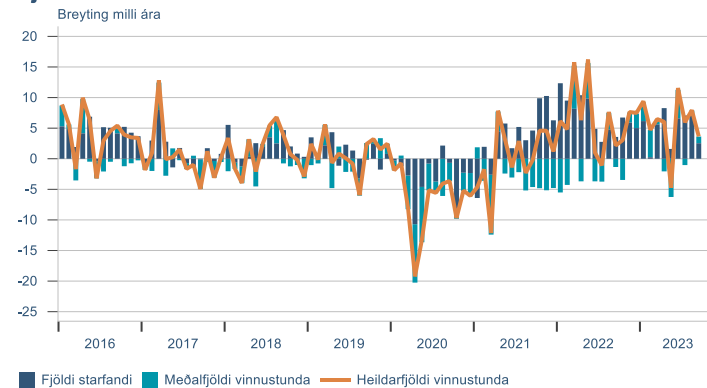
Atvinnuþáttaka



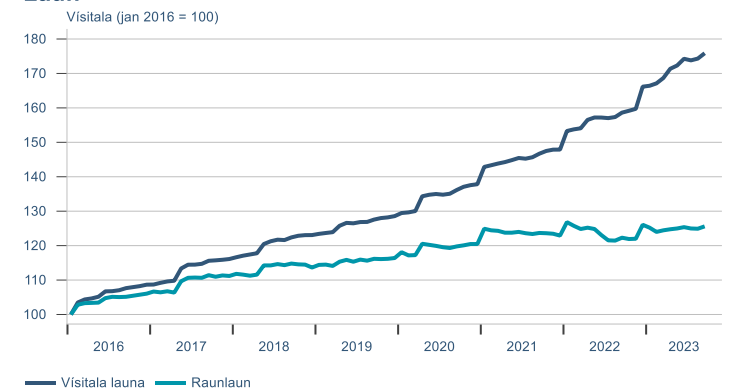
Laus störf



Fjöldi vinnustunda

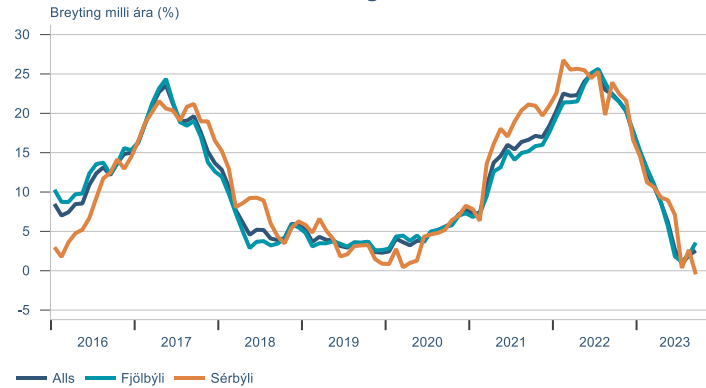


Laun

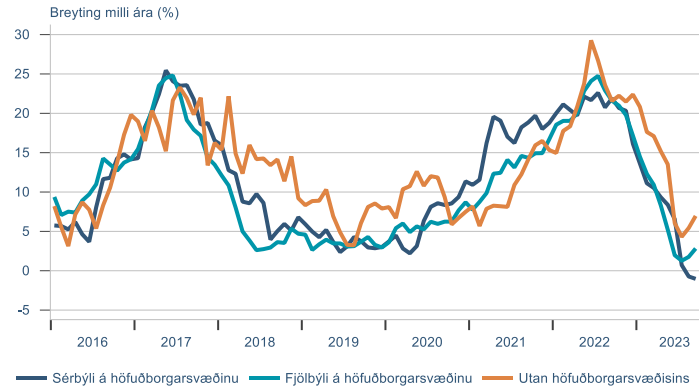


Fasteignamarkaðurinn

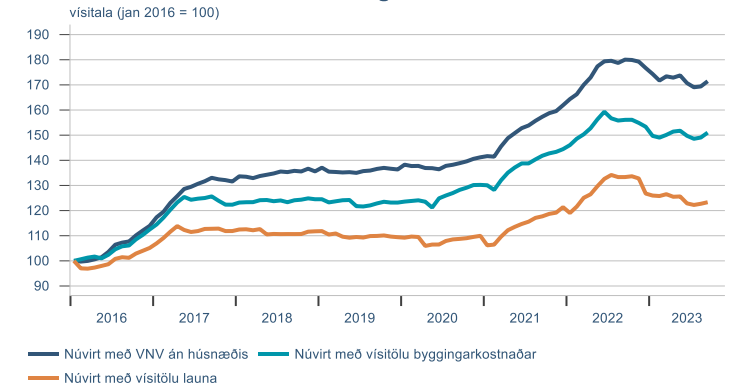
Vísitala íbúðaverðs á höfuðborgarsvæðinu



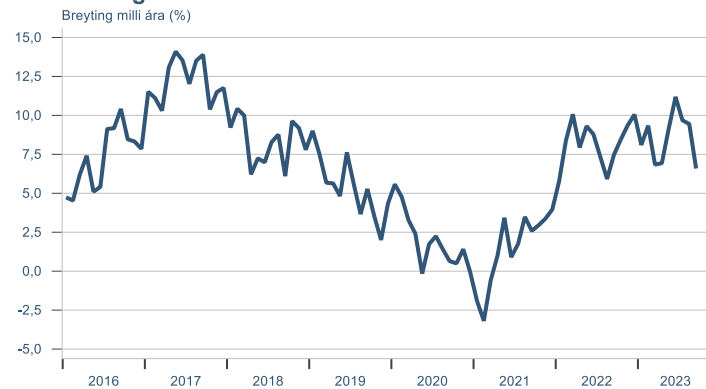
Vísitala markaðsverðs húsnæðis



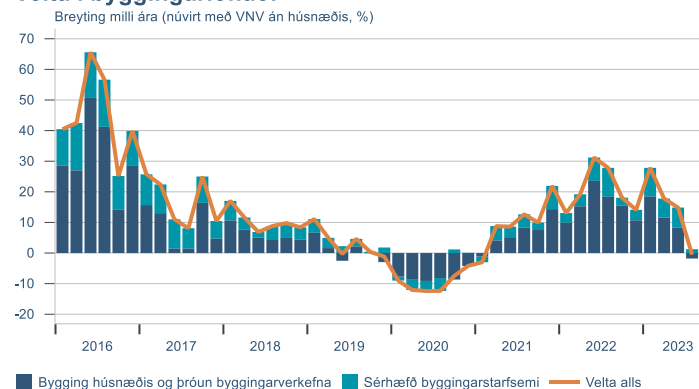
Vísitala íbúðaverðs á höfuðborgarsvæðinu



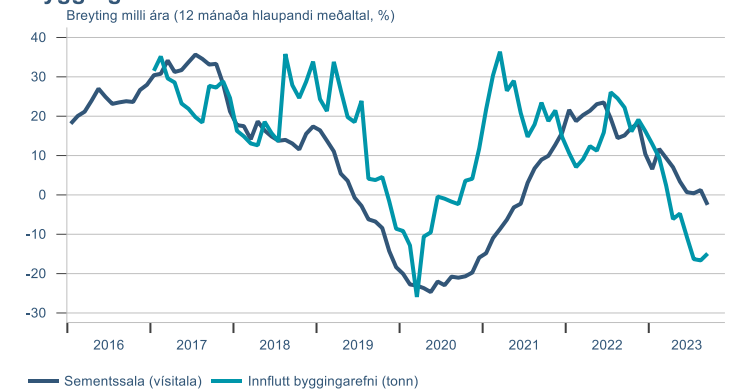
Vísitala leiguverðs



Velta í byggingariðnaði

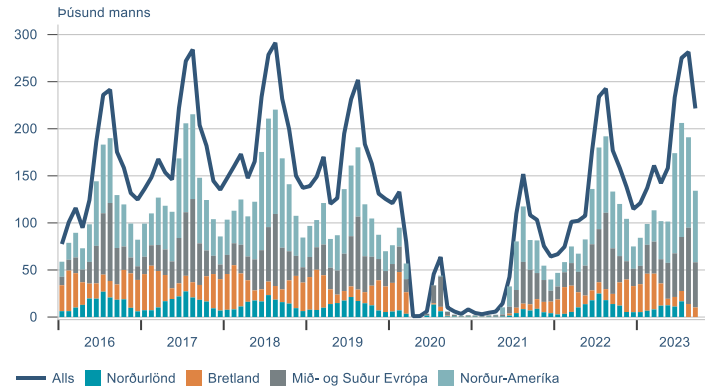


Byggingavörur



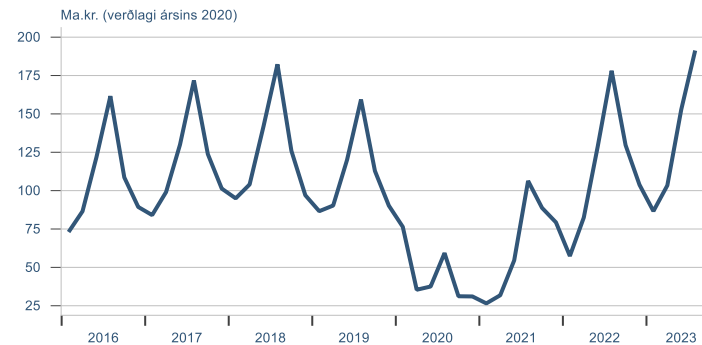
Ferðapjónustan

Erlendir ferðamenn um Leifstjóð



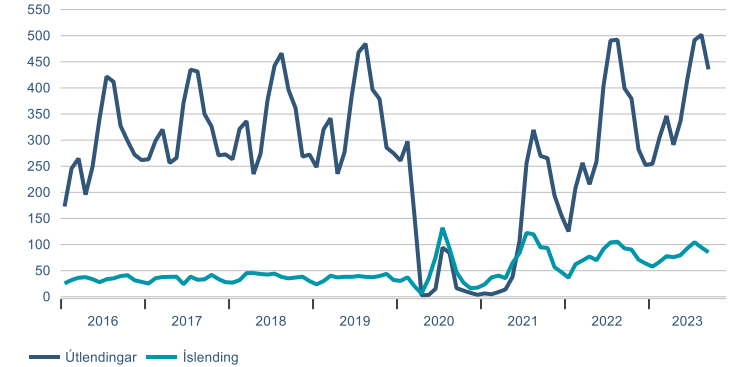
Velta í ferðapjónustu

Velta á VSK-tímabili (2 mánuðir)



Gistinætur á hótélum

Þúsund nætur



Velta erlendra greiðslukorta

ma.kr. (föstu gengi)

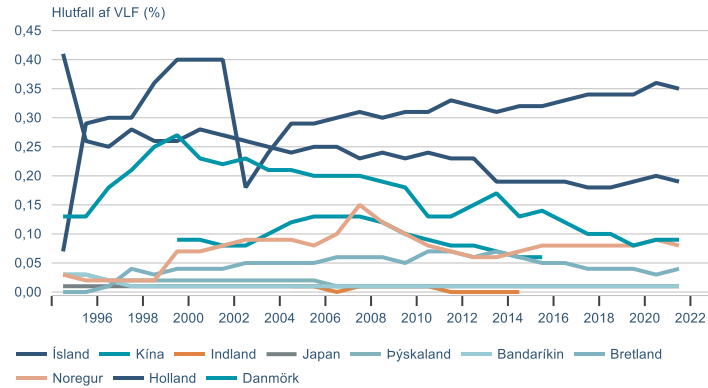


Fjöldi launagreiðenda í ferðapjónustu

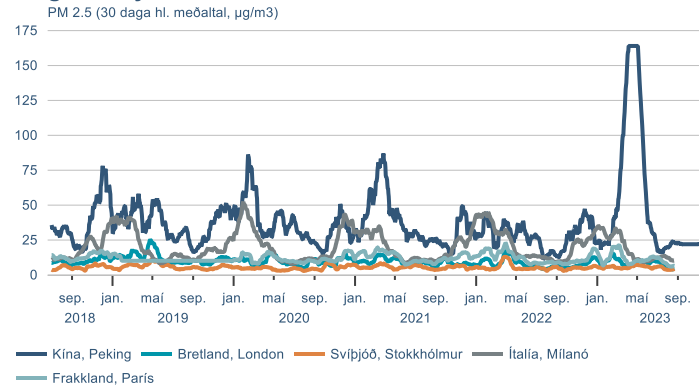


Sjálfbærni

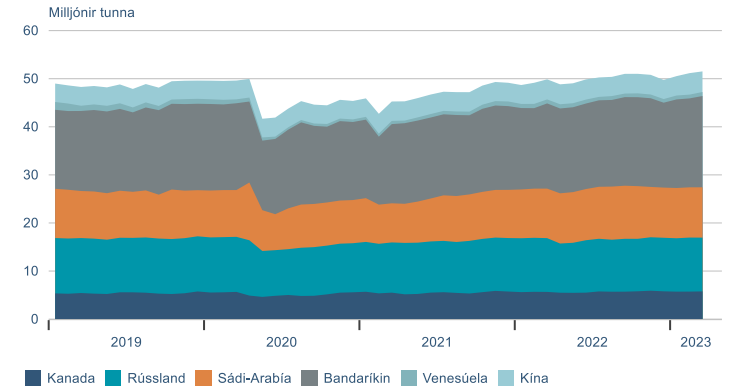
Umhverfisskattur



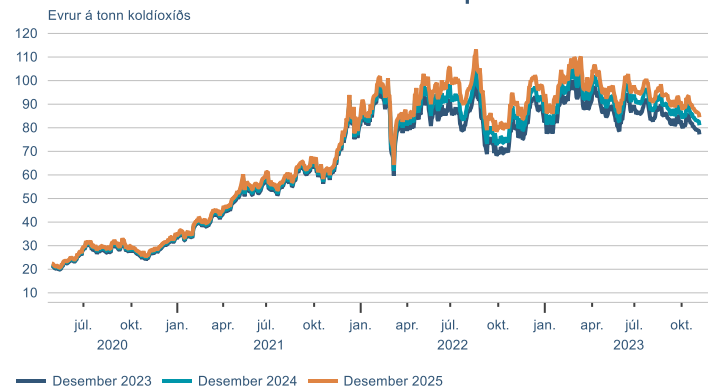
Magn svifryks



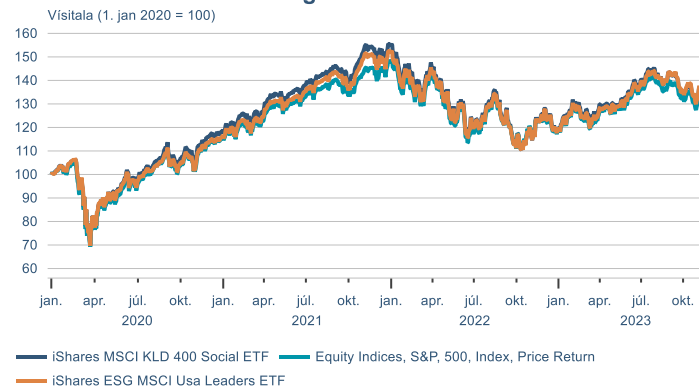
Framleiðsla hráolíu



EUA Losunarheimildir innan ETS viðskiptakerfisins



UFS Hlutabréfavisitölur og S&P 500

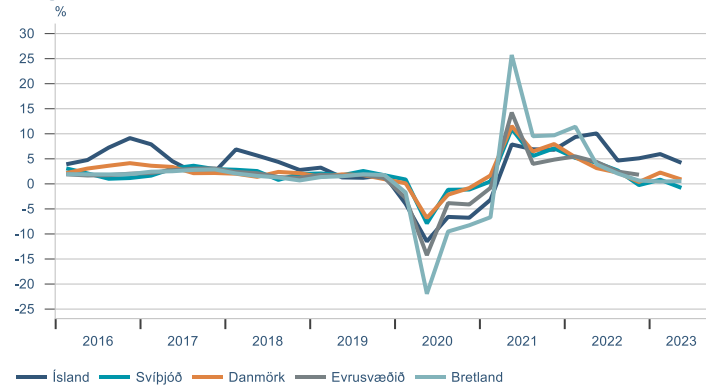


Hlutabréfavisitölur orkufyrirtækja (hluti af Eurofirst 300)

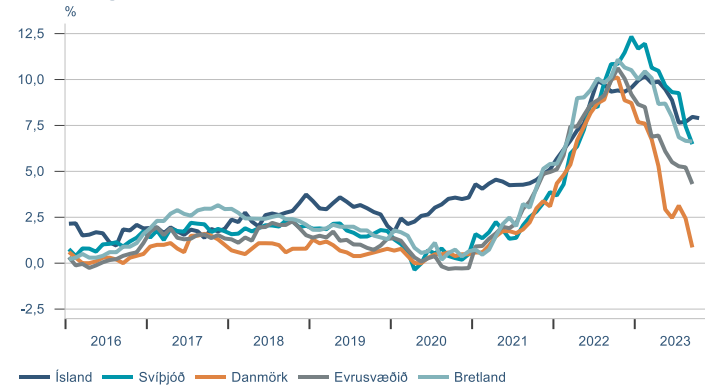


Alþjóðlegur samanburður

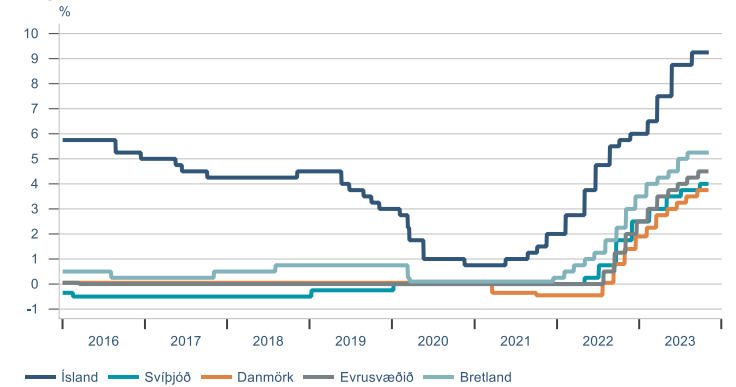
Hagvöxtur



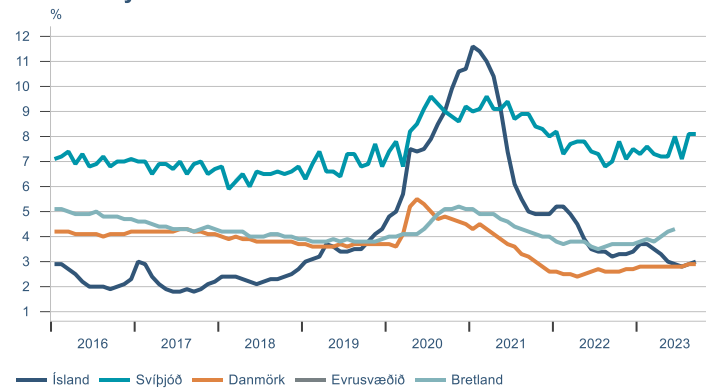
Verðbólga



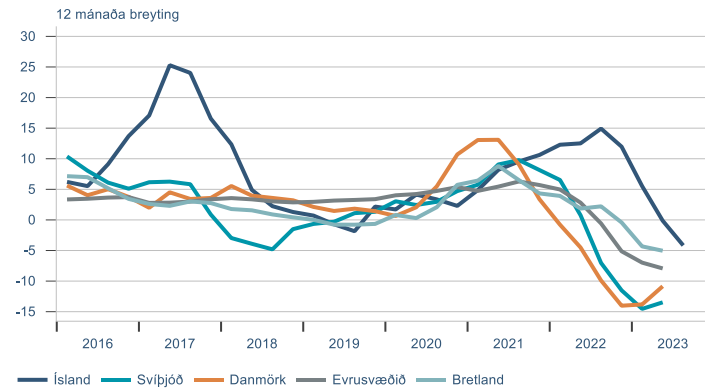
Stýrivextir



Atvinnuleysi



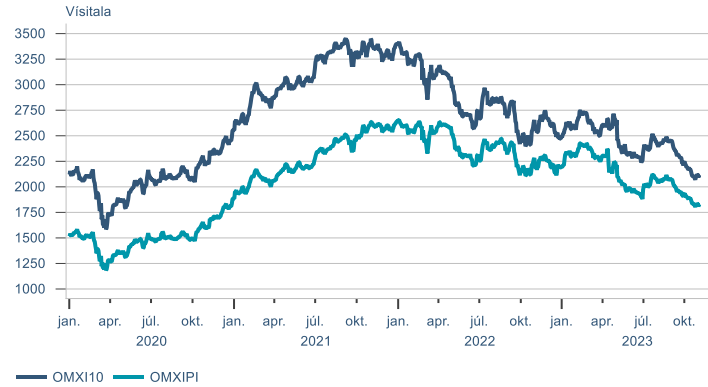
Raunverð íbúða



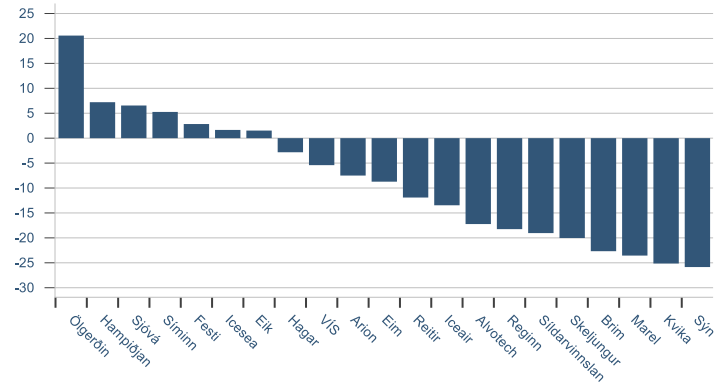
► Fjármálamarkaðir

Hlutabréf

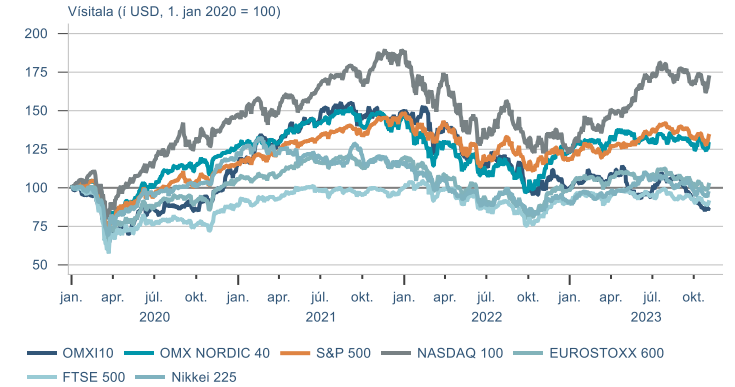
OMX-vísitölur



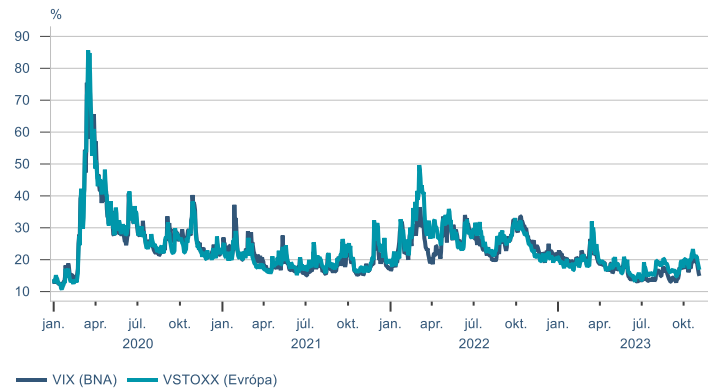
Það sem af er ári



Hlutabréfavisitölur

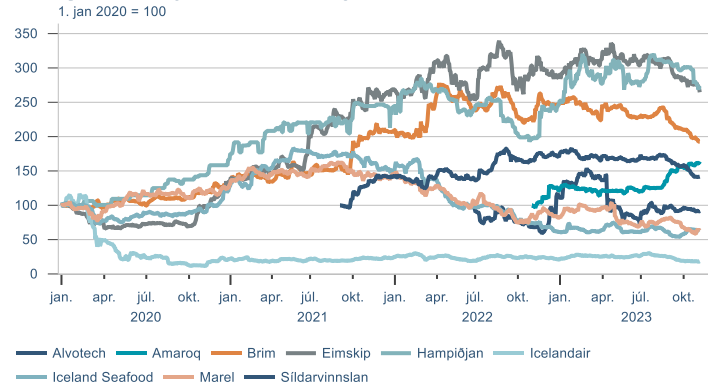


Vix-vísitölur



Hlutabréf

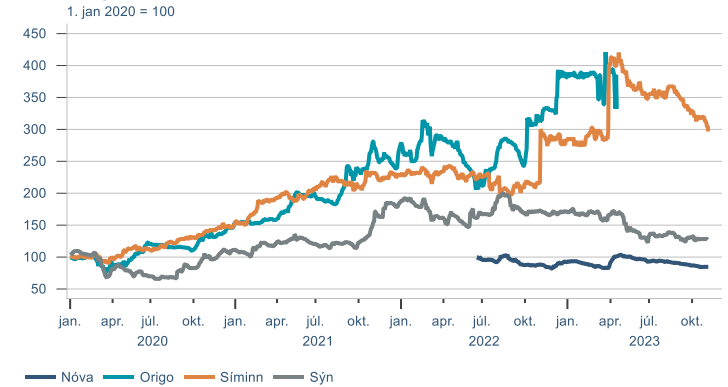
Félög með tekjur í erlendri mynt



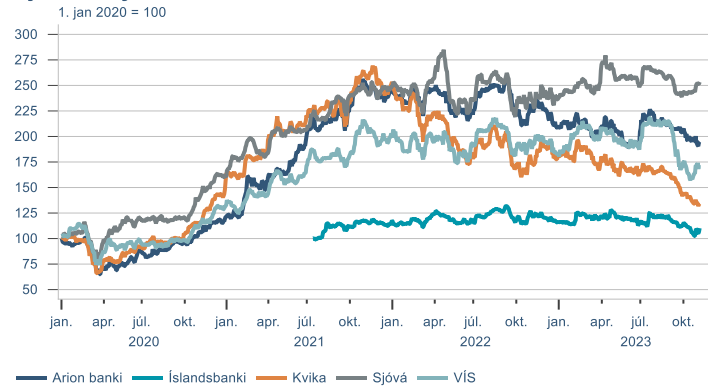
Heild- og smásala



Tæknifyrirtæki



Fjármálfyrirtæki

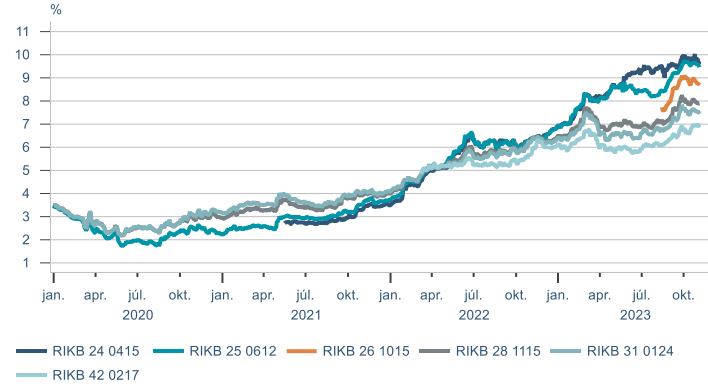


Fasteignafélög

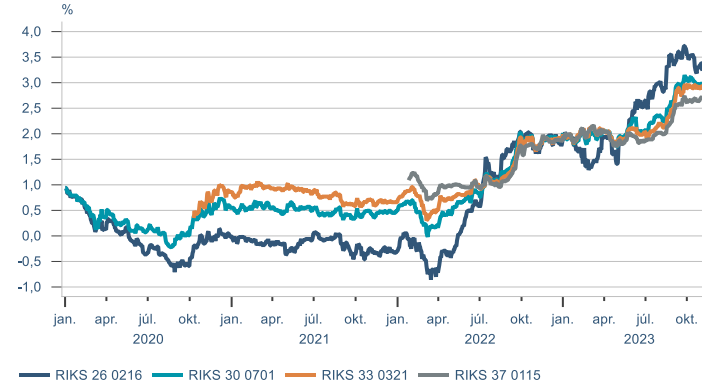


Skuldabréf

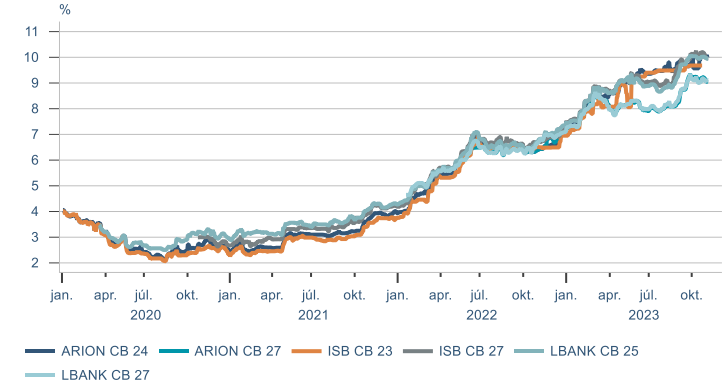
Óverðtryggð ríkisbréf



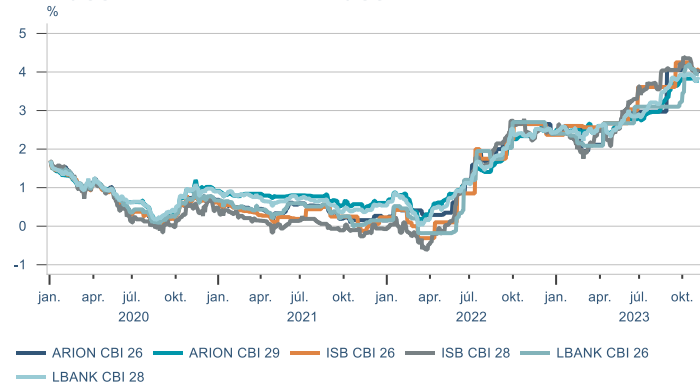
Verðtryggð ríkisbréf



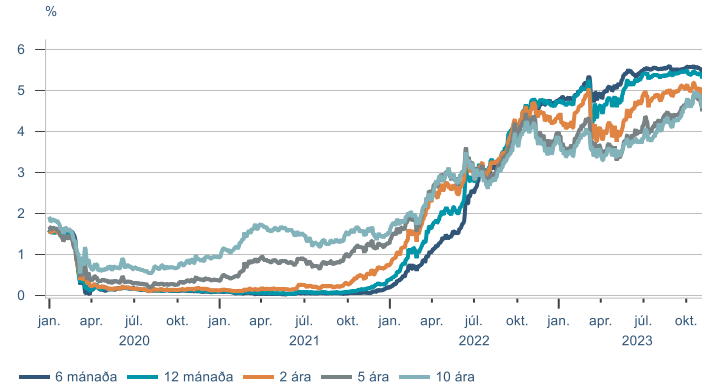
Sértryggð skuldabréf - óverðtryggð



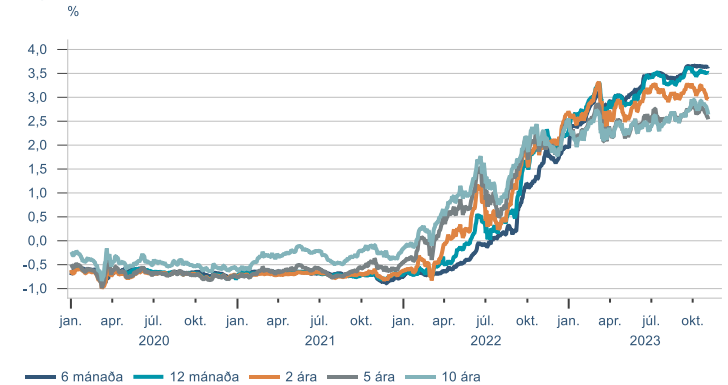
Sértryggð skuldabréf - verðtryggð



Bandarísk ríkisskuldabréf



Þýsk ríkisskuldabréf



Gjaldeyrir

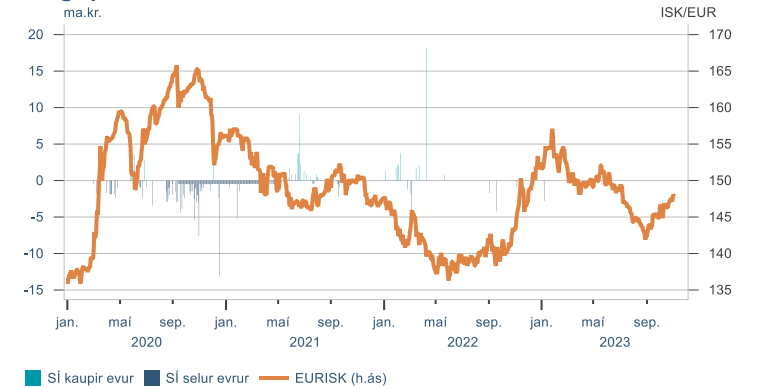
Gengi krónunnar



Gengisvísitalan



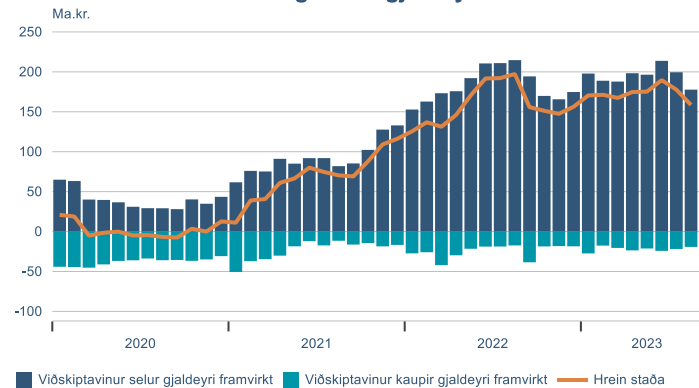
Inngrip SÍ



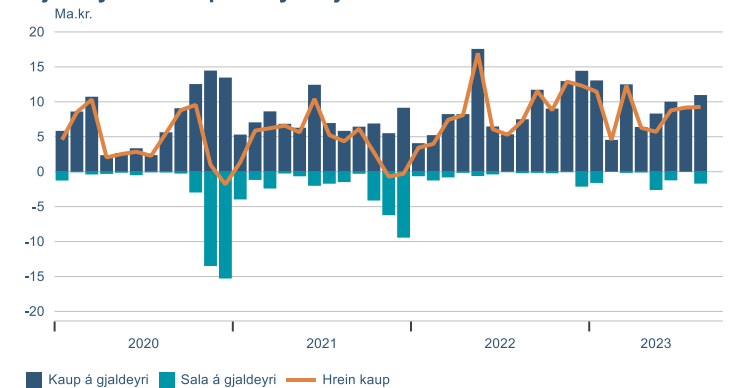
Vaxtamunur við evru



Staða framvirkra samninga með gjaldeyri

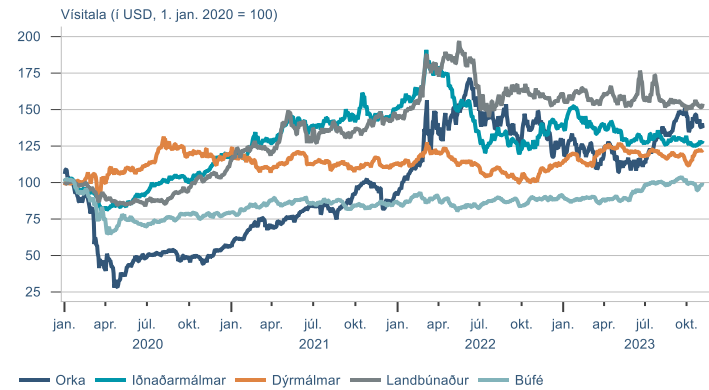


Gjaldeyrivíðskipti lífeyrissjóða



Hrávörur

S&P GSCI hrávörusítölur



Álverð

3 mánaða framvirk verð, LME



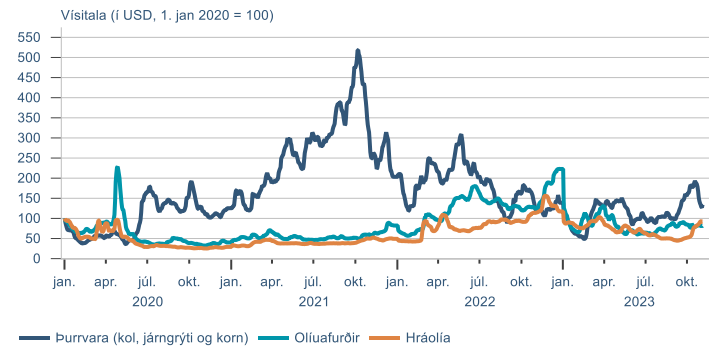
Heimsmarkaðsverð á olíu

Brent



Flutningskostnaður

Baltic exchange visitölur



Hlutabréf		ávöxtun			
		Áramót	1M	3M	12M
OMXI10	2121,4	-15,0%	-4,5%	-11,3%	-17,0%
OMXI10GI	2665,2	-12,6%	-4,5%	-11,3%	-14,6%
Alvotek	1225,0	-17,2%	-3,9%	-1,6%	34,9%
Amaroq	104,0	32,5%	6,6%	30,7%	67,7%
Brim	67,6	-22,7%	-8,2%	-17,2%	-13,1%
Eimskip	453,0	-10,6%	-6,4%	-13,2%	-10,6%
Hampiðjan	125,0	5,9%	-9,4%	-13,2%	36,6%
Iceland Seafood	6,2	1,7%	7,9%	-3,9%	-15,2%
Icelandair	1,4	-13,5%	-1,1%	-31,6%	-21,6%
Marel	373,0	-23,6%	-4,8%	-12,0%	-23,7%
Síldarvinnslan	96,4	-20,3%	-9,9%	-16,2%	-15,8%
Festi	184,0	2,8%	1,7%	-3,2%	0,1%
Hagar	68,5	-6,2%	1,5%	3,8%	-4,2%
Skeljungur	12,3	-20,0%	-3,1%	-10,2%	-26,6%
Ölgerðin	12,6	20,6%	4,6%	-2,3%	17,8%
Nova	3,9	-8,8%	-2,5%	-8,4%	-4,4%
Síminn	8,4	-20,7%	-9,7%	-15,2%	-25,5%
Sýn	43,6	-27,2%	-4,0%	-5,6%	-27,8%
Arion	130,5	-7,5%	-4,4%	-9,4%	-13,0%
Íslandsbanki	107,5	-5,7%	-4,0%	-7,7%	-10,6%
Kvika	13,9	-25,1%	-5,6%	-18,3%	-22,3%
Sjóvá	33,7	6,6%	4,0%	-3,4%	7,9%
VÍS	15,5	-5,4%	-1,9%	-18,4%	-8,1%
Eik	11,4	1,5%	-4,2%	-5,0%	-6,4%
Reginn	22,4	-18,2%	-4,7%	-8,9%	-22,8%
Reitir	77,0	-11,9%	-3,1%	-7,2%	-11,9%

Leiðrétt fyrir arðgreiðslum

Gjaldeyri		ávöxtun			
		áramót	1M	3M	12M
GVT	194,6	-2,6%	1,5%	2,9%	0,0%
EUR	149,1	-1,6%	2,2%	3,0%	2,9%
USD	139,3	-1,9%	0,0%	5,3%	-6,2%
GBP	171,4	0,4%	1,9%	2,4%	3,2%
DKK	20,0	-1,9%	2,1%	2,9%	2,6%
SEK	12,7	-6,8%	1,3%	3,1%	-4,2%
NOK	12,6	-12,7%	-1,5%	-2,0%	-10,1%
CHF	154,9	0,7%	2,6%	2,5%	5,7%
JPY	0,93	-13,4%	0,4%	0,7%	-6,9%

Hlutabréfavitölur		ávöxtun			
		áramót	1M	3M	12M
OMXI10	2121,4	-15,0%	-4,5%	-11,3%	-17,0%
OMXN40	2296,0	5,6%	2,2%	3,3%	11,6%
S&P 500	4358,3	13,5%	3,0%	-3,2%	17,2%
FTSE 100	7417,7	-0,5%	-0,7%	-1,5%	3,2%

Ríkisskuldabréf		krafa	verð	meðalt.	ávöxtun			
					áramót	1M	3M	12M
RIKB 24 0415	9,90%	97,0	0,4	4,5%	0,9%	2,1%	4,9%	
RIKB 25 0612	9,47%	97,8	1,5	2,1%	1,2%	0,3%	2,2%	
RIKB 26 1015	8,65%	95,2	2,7		1,9%	-0,1%		
RIKB 28 1115	7,90%	88,3	4,3	-0,5%	1,5%	-1,2%	0,0%	
RIKB 31 0124	7,44%	94,8	5,6	-0,3%	2,0%	-1,5%	0,1%	
RIKB 35 0917	7,08%	99,3	8,3					
RIKB 42 0217	6,85%	75,9	11,5	-2,9%	-0,2%	-5,2%	-6,2%	
RIKS 26 0216	3,24%	96,2	2,2	5,5%	1,4%	1,1%	6,3%	
RIKS 30 0701	2,94%	101,8	6,0	2,8%	1,4%	-2,2%	2,4%	
RIKS 33 0321	2,87%	101,0	8,2	1,0%	1,3%	-4,0%	0,4%	
RIKS 37 0115	2,70%	81,3	12,2	-1,7%	0,0%	-6,6%	-2,5%	

Þessi umfjöllun og/eða samantekt er markaðsefni sem er ætlað til upplýsinga en felur hvorki í sér fjárfestingarráðgjöf né óháða fjárfestingargreiningu. Lagakröfur sem gilda um fjárfestingarráðgjöf og fjárfestingargreiningar eiga því ekki við, þar með talið bann við viðskiptum fyrir dreifingu. Umfjöllunin er unnin út frá opinberum upplýsingum frá aðilum sem Landsbankinn telur áreiðanlega, en bankinn getur ekki ábyrgst réttmæti upplýsinganna. Landsbankinn tekur enga ábyrgð á tjóni sem gæti hlotist af notkun upplýsinganna sem hér eru settar fram.

Upplýsingar um fyrri árangur fjármálagerninga eða -vísitalna sýna nafnávöxtun, nema annað sé tekið fram. Ef árangur byggir á erlendum gjaldmiðli getur ávöxtun aukist eða minnkað vegna gengissveiflna. Árangur í fortíð gefur ekki áreiðanlega vísbendingu um framtíðarárangur. Nánari upplýsingar um fyrri árangur fjármálagerninga og -vísitalna má finna á [vef Landsbankans](#), þ.m.t. um ávöxtun síðastliðinna 5 ára.

Verðbréfi viðskipti fela í sér áhættu og eru lesendur hvattir til að kynna sér [áhættulýsingu vegna viðskipta með fjármálagerninga](#) og [stefnu Landsbankans um hagsmunaárekstra](#) á vef Landsbankans.

Landsbankinn er viðskiptabanki sem starfar samkvæmt lögum nr. 161/2002, um fjármálafyrirtæki, og starfar undir leyfi og eftirliti fjármálaeftirlits Seðlabanka Íslands (www.fme.is).