



# Vikubyrjun 23. október 2023

---

Hagfræðideild



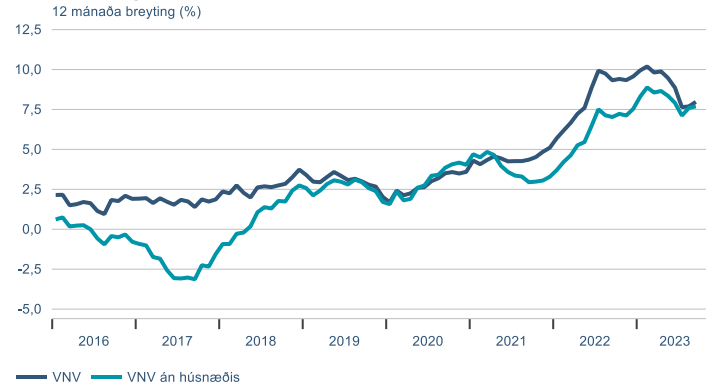
# Dagatal

Vikud.	Dag.	kl.	Viðburður	Tímabil	Birtingaraðili
mán	23. okt.	09:00	<b>Launavísitala og tengdar vísitölur</b>	<b>sep</b>	<b>Hagstofan</b>
			<b>Árshlutauppgjör</b>	<b>3. ársfj.</b>	<b>Marel</b>
		09:00	Útboð verðbréfa	sep	Seðlabankinn
			Fjöldi þinglýstra leigusamninga eftir landshlutum	sep	HMS
þri	24. okt.		<b>Árshlutauppgjör</b>	<b>3. ársfj.</b>	<b>Össur</b>
		09:00	Nýskráningar félaga	sep	Hagstofan
		09:00	Gjaldprot og fyrri virkni fyrirtækja	sep	Hagstofan
mið	25. okt.	09:00	<b>Vinumarkaðurinn (mánaðarleg)</b>	<b>sep</b>	<b>Hagstofan</b>
			<b>Árshlutauppgjör</b>	<b>3. ársfj.</b>	<b>Festi</b>
		09:00	Vísitala byggingarkostnaðar	okt	Hagstofan
		09:00	Vísitala framleiðsluverðs	nóv	Hagstofan
		09:00	Bankakerfi	sep	Seðlabankinn
fim	26. okt.		<b>Árshlutauppgjör</b>	<b>3. ársfj.</b>	<b>Arion banki</b>
			<b>Árshlutauppgjör</b>	<b>3. ársfj.</b>	<b>Eik</b>
			<b>Árshlutauppgjör</b>	<b>3. ársfj.</b>	<b>Íslandsbanki</b>
			<b>Árshlutauppgjör</b>	<b>3. ársfj.</b>	<b>Landsbankinn</b>
			<b>Árshlutauppgjör</b>	<b>3. ársfj.</b>	<b>Nova klúbburinn</b>
			<b>Árshlutauppgjör</b>	<b>3. ársfj.</b>	<b>Play</b>
			<b>Árshlutauppgjör</b>	<b>3. ársfj.</b>	<b>Sjóvá</b>
			LBANK CB 23 á gjalddaga		Landsbankinn
fös		09:00	Lánasjóðir ríkisins	sep	Seðlabankinn
		09:00	Verðbr.-, fjárfest.- og fagfjárfestasjóðir	sep	Seðlabankinn
		09:00	Verðbréfafjárfesting	sep	Seðlabankinn
		09:00	Önnur fjármálafyrirtæki	sep	Seðlabankinn

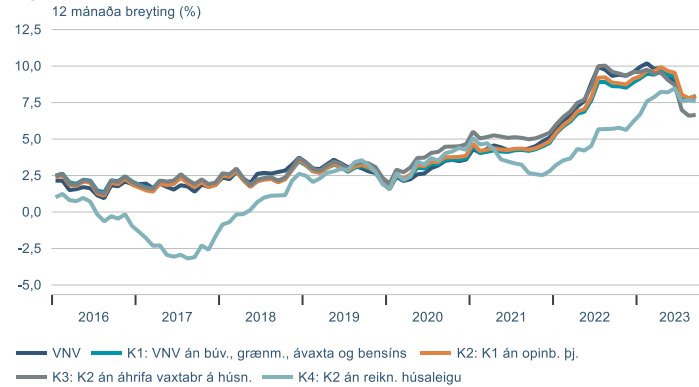
▶ Efnahagsmál

# Verðlag

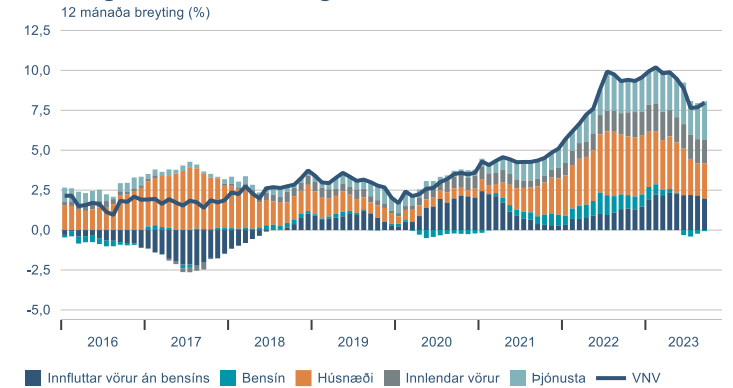
## Visitala neysluverðs



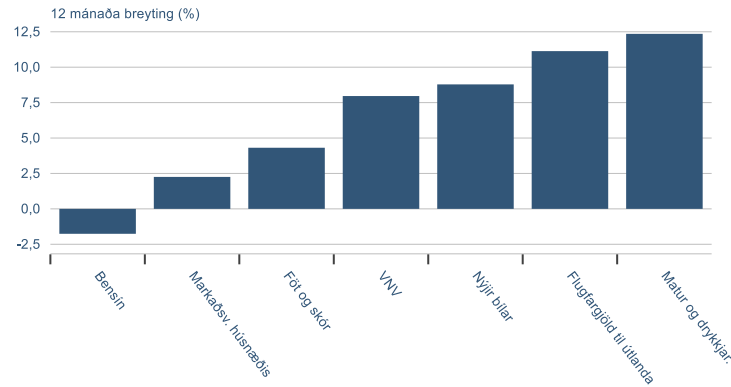
## Kjarnavísitölur



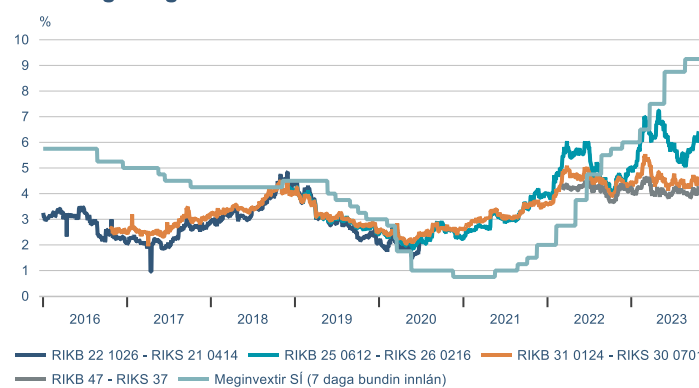
## Framlag undirliða verðbólgu



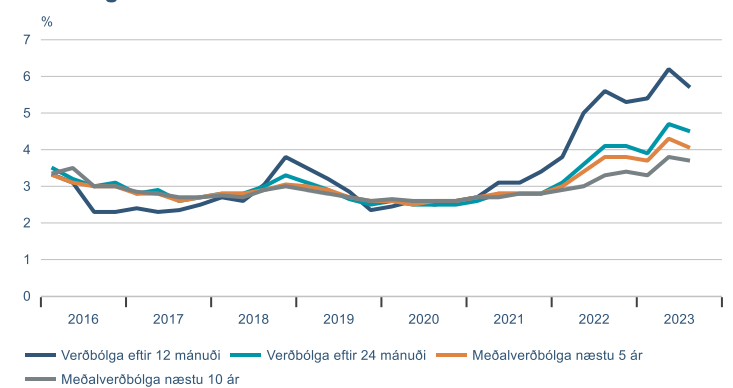
## Valdir undirliðir



## Verðbólguálag á skuldabréfamarkaði

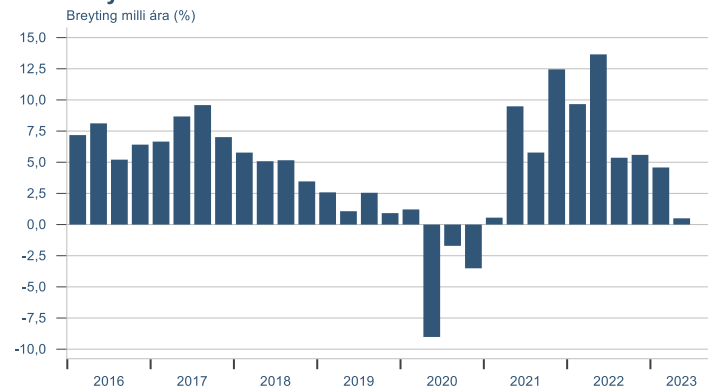


## Væntingakönnun markaðsaðila

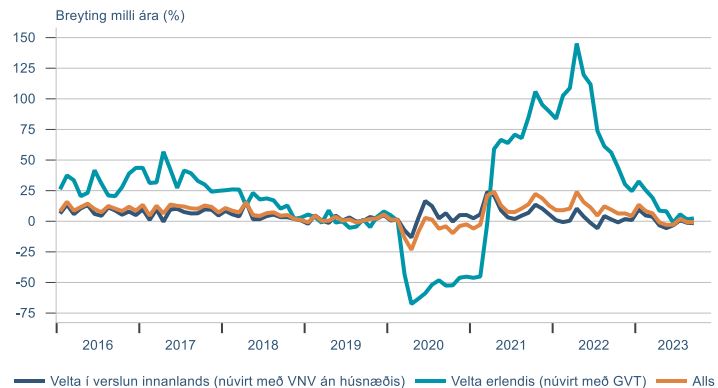


# Heimilin

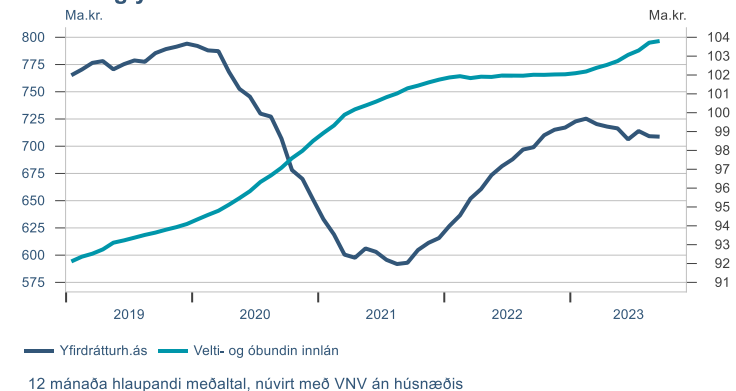
## Einkaneysla



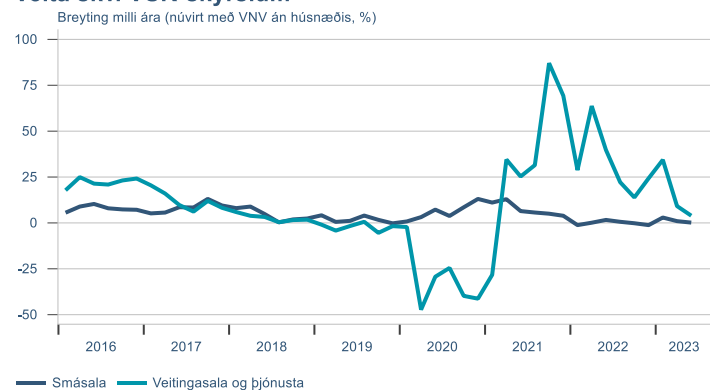
## Greiðslukortavelta



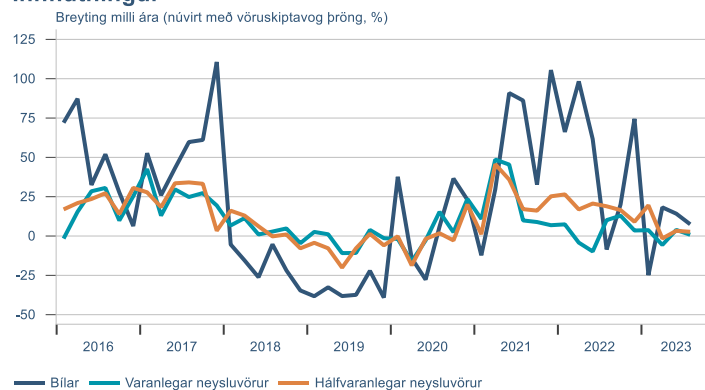
## Innlán og yfirdráttur heimilanna



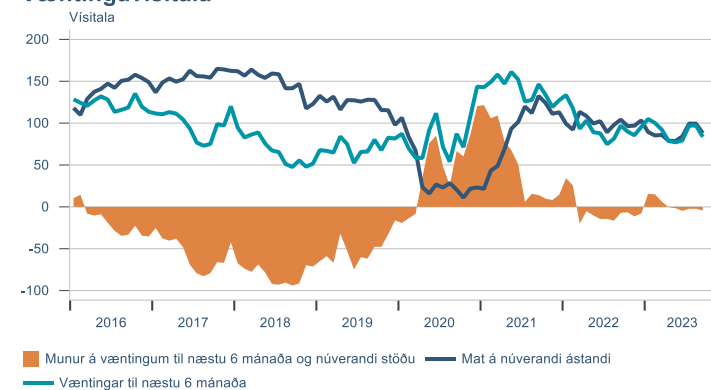
## Velta skv. VSK-skýrslum



## Innflutningur

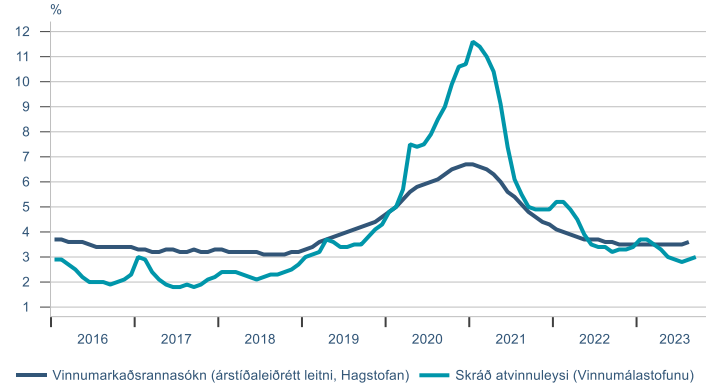


## Væntingavísitala

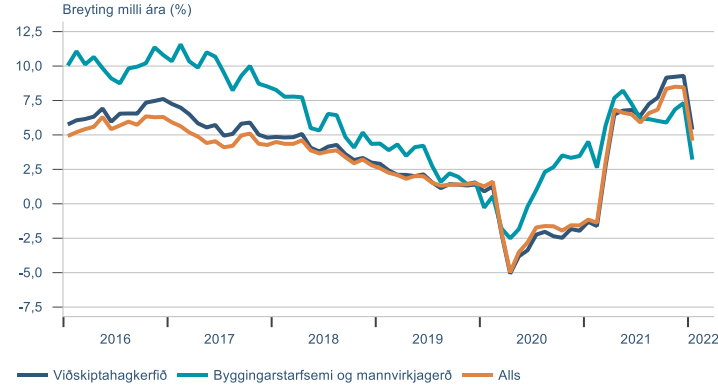


# Vinnumarkaðurinn

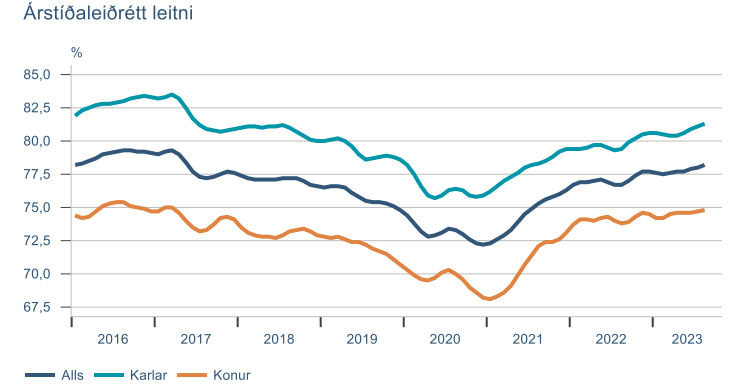
## Atvinnuleysi



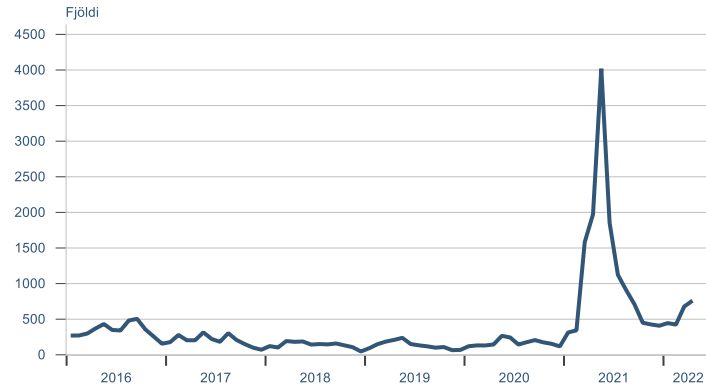
## Fjöldi launagreiðenda



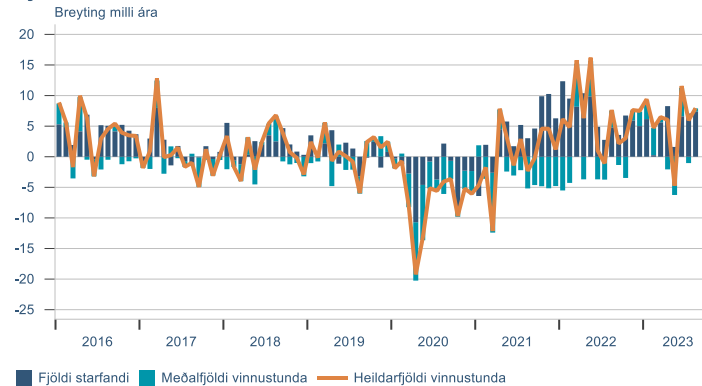
## Atvinnuþáttaka



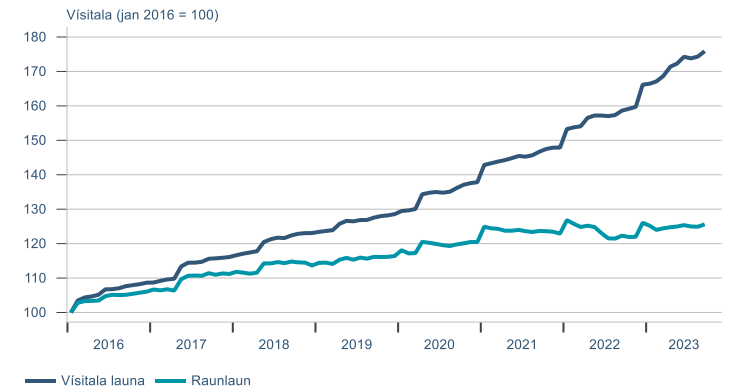
## Laus störf



## Fjöldi vinnustunda

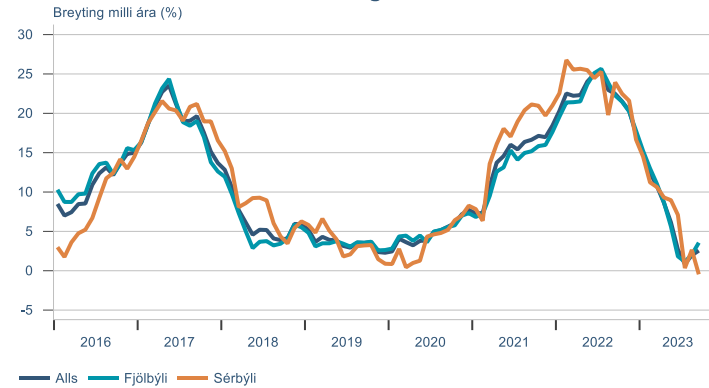


## Laun

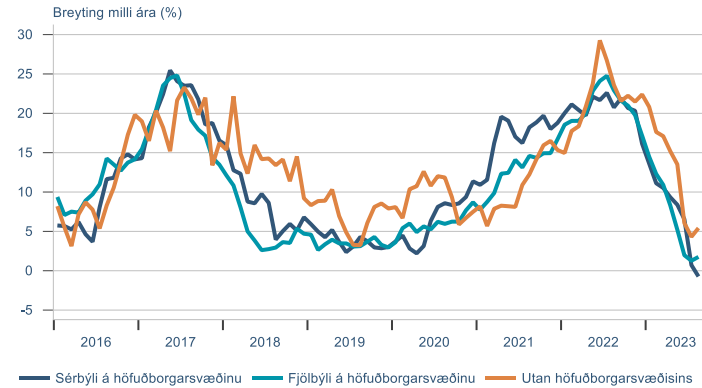


# Fasteignamarkaðurinn

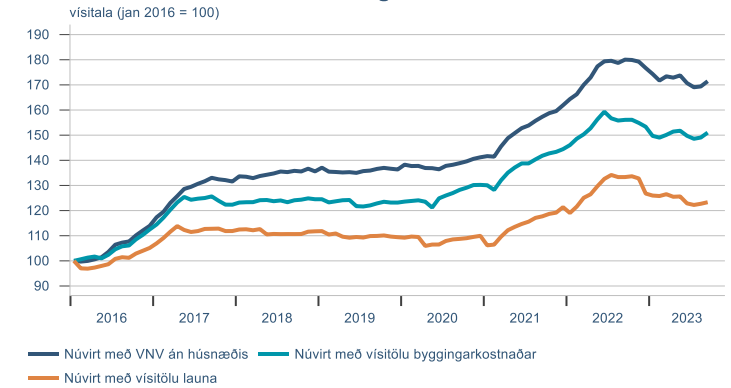
## Vísitala íbúðaverðs á höfuðborgarsvæðinu



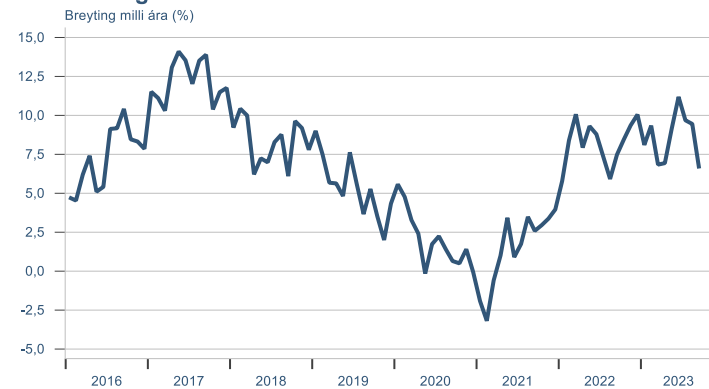
## Vísitala markaðsverðs húsnæðis



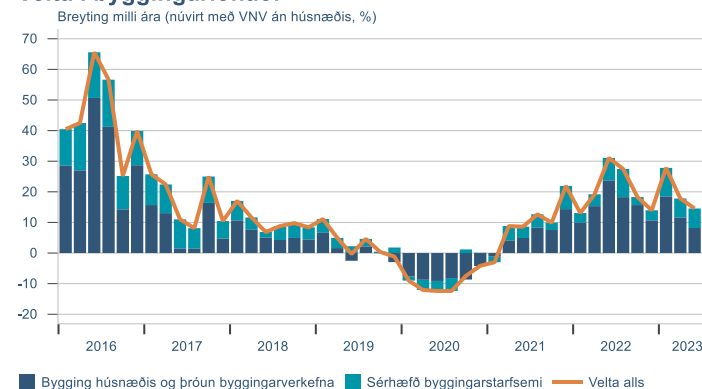
## Vísitala íbúðaverðs á höfuðborgarsvæðinu



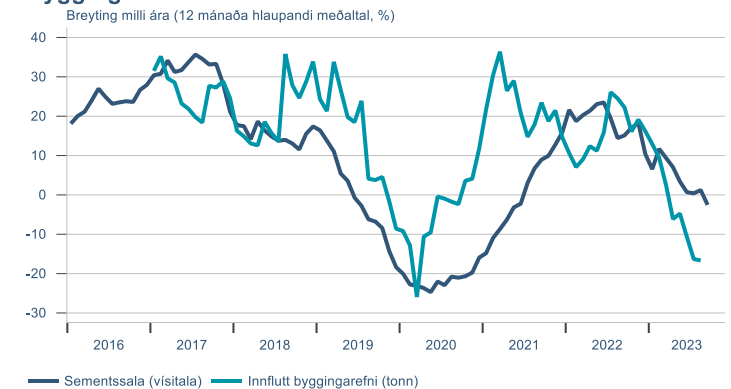
## Vísitala leiguverðs



## Velta í byggingariðnaði

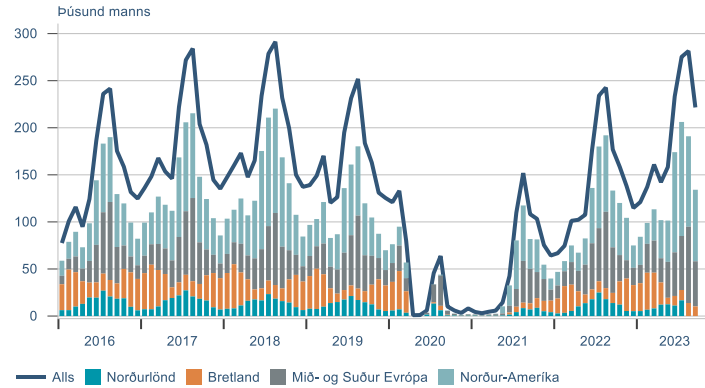


## Byggingavörur



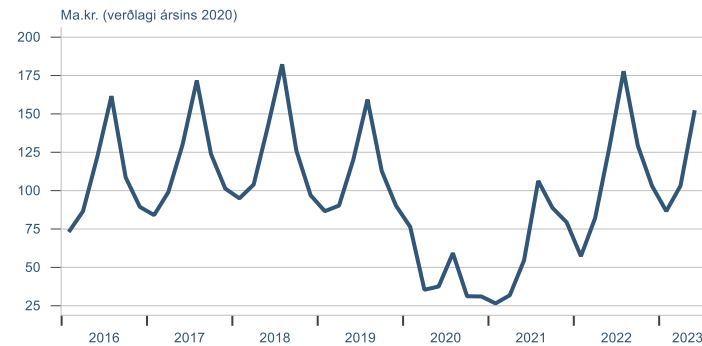
# Ferðapjónustan

## Erlendir ferðamenn um Leifstöð



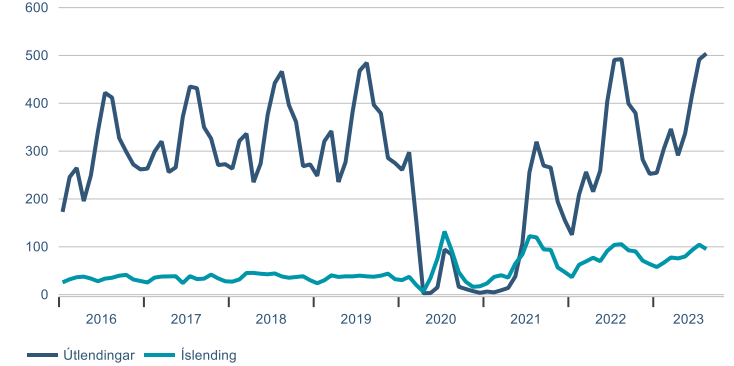
## Velta í ferðapjónustu

Velta á VSK-tímabili (2 mánuðir)



## Gistinætur á hótélum

Þúsund nætur



## Velta erlendra greiðslukorta

ma.kr. (föstu gengi)



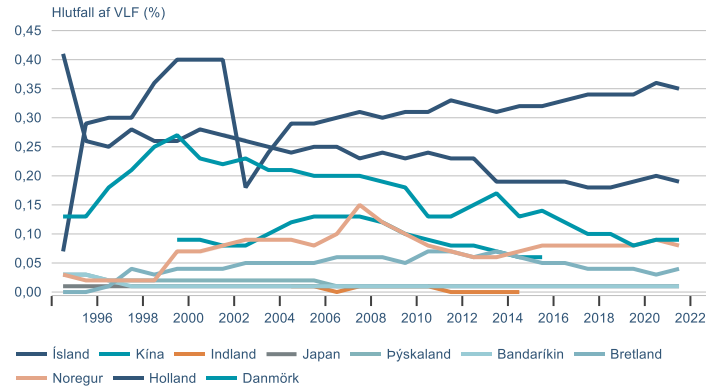
## Fjöldi launagreiðenda í ferðapjónustu



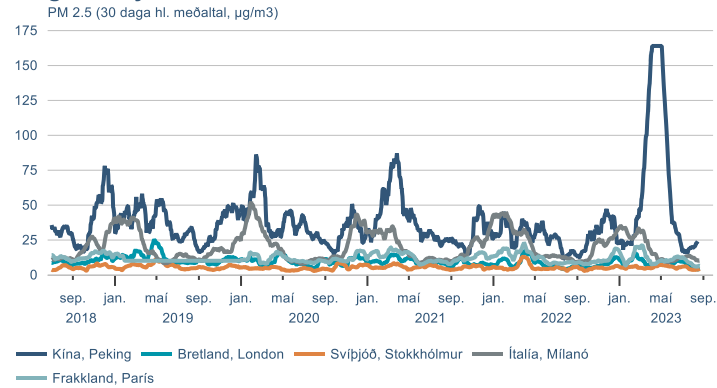


# Sjálfbærni

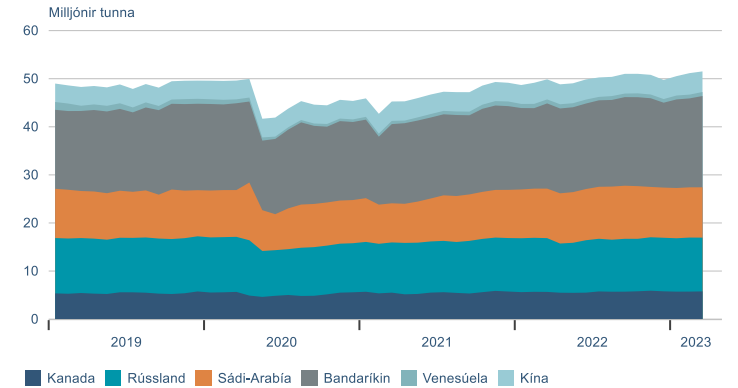
## Umhverfisskattur



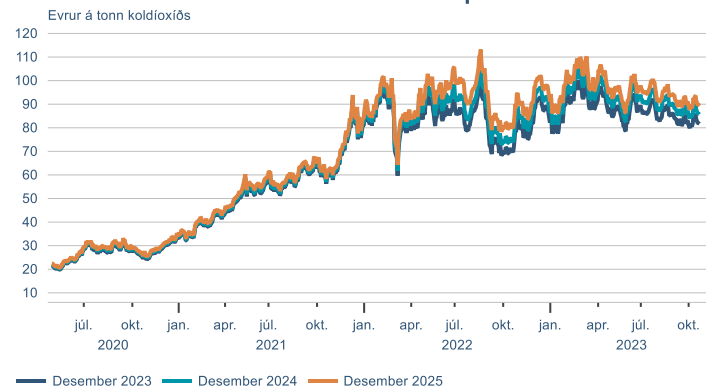
## Magn svifryks



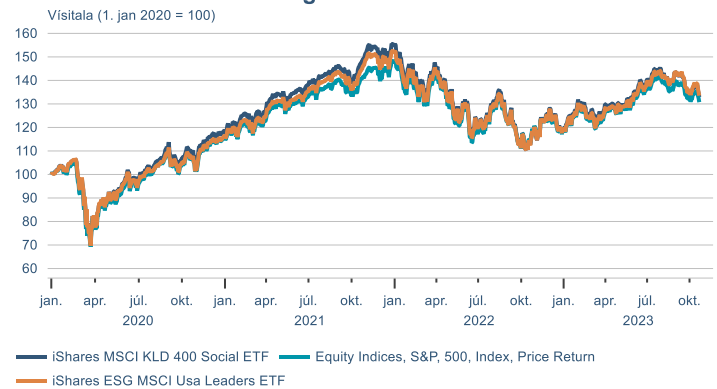
## Framleiðsla hráolíu



## EUA Losunarheimildir innan ETS viðskiptakerfisins



## UFS Hlutabréfavisitölur og S&P 500

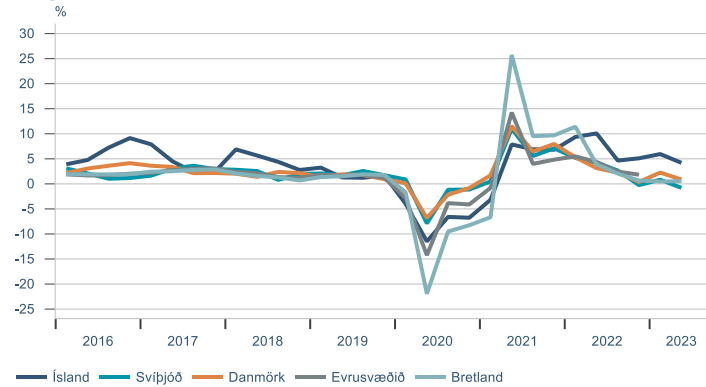


## Hlutabréfavisitölur orkufyrirtækja (hluti af Eurofirst 300)

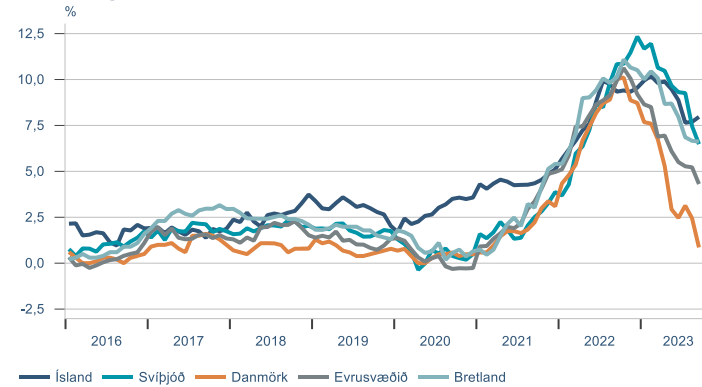


# Alþjóðlegur samanburður

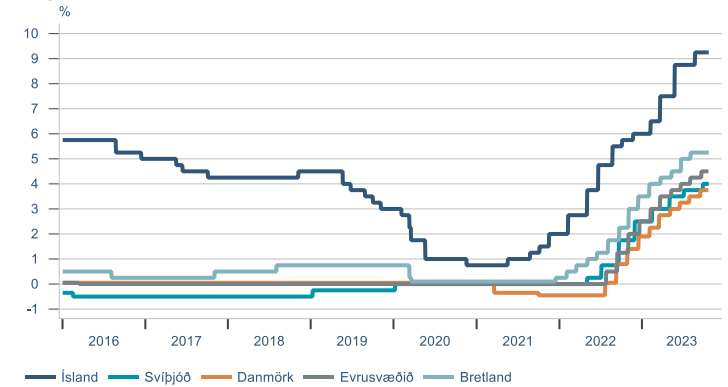
## Hagvöxtur



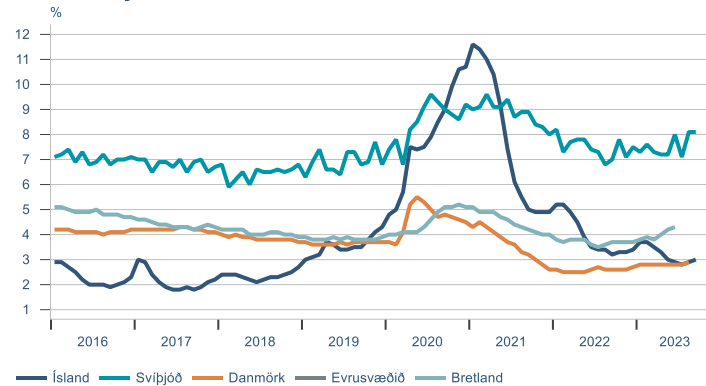
## Verðbólga



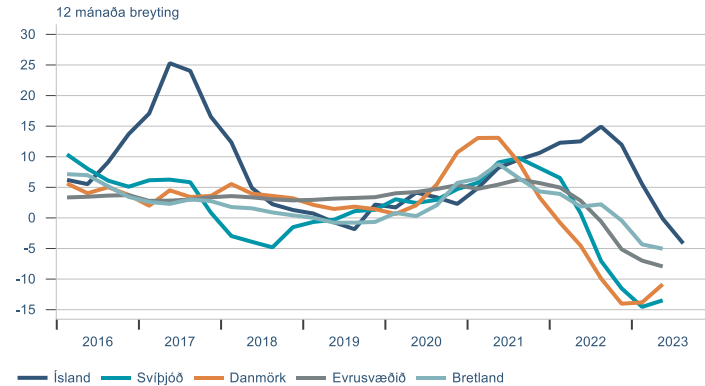
## Stýrivextir



## Atvinnuleysi



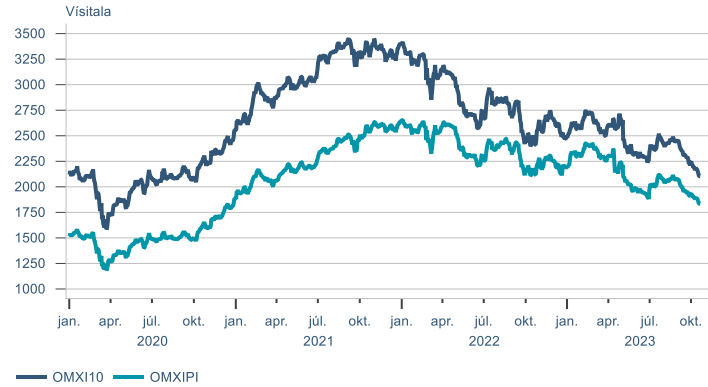
## Raunverð íbúða



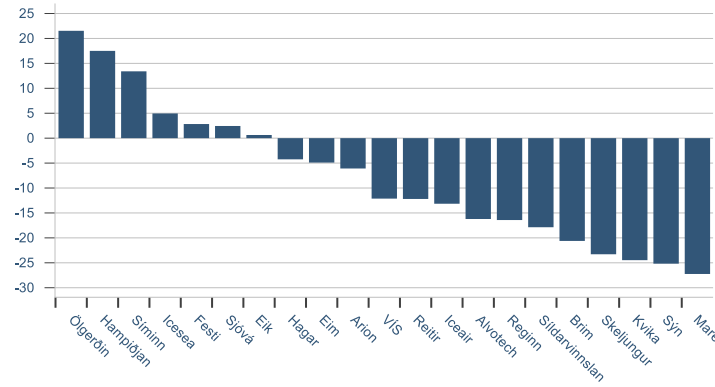
## ► Fjármálamarkaðir

# Hlutabréf

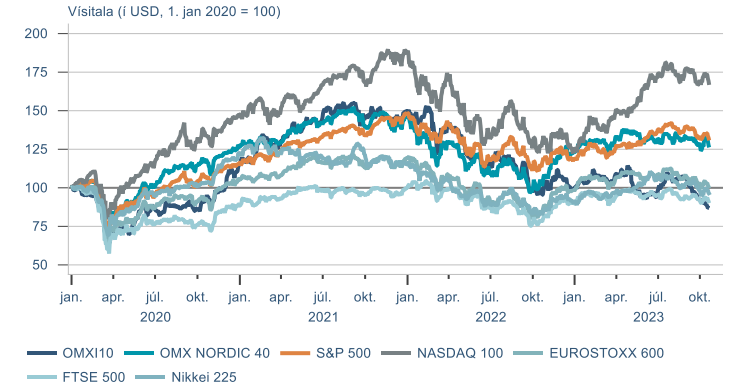
OMX-vísitölur



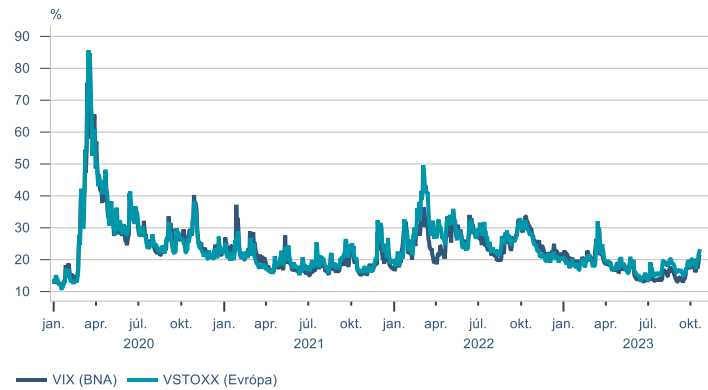
Það sem af er ári



Hlutabréfavisitölur

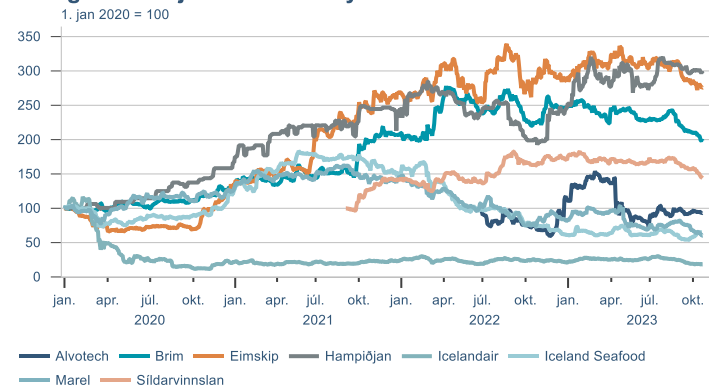


Vix-vísitölur



# Hlutabréf

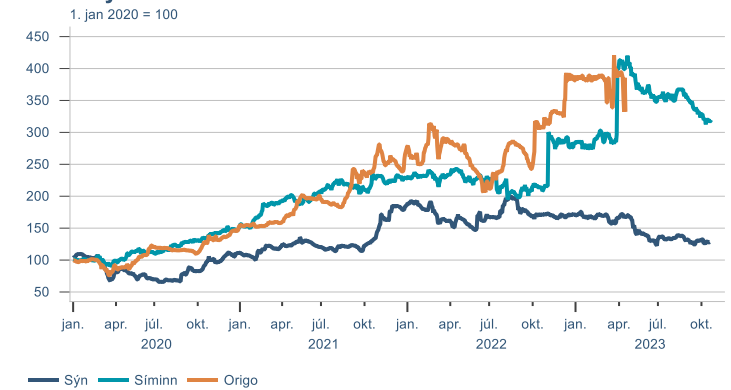
## Félög með tekjur í erlendri mynt



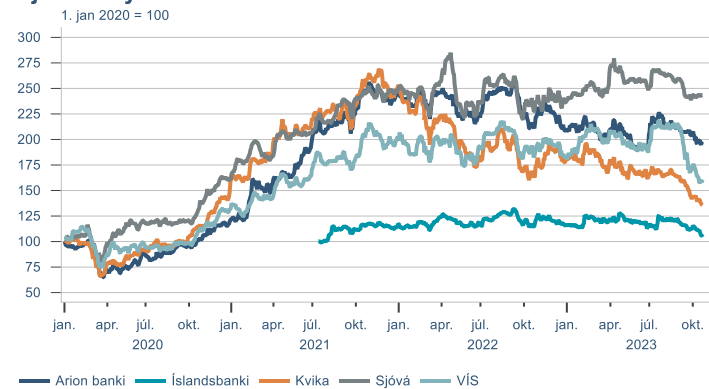
## Heild- og smásala



## Tæknifyrirtæki



## Fjármálfyrirtæki

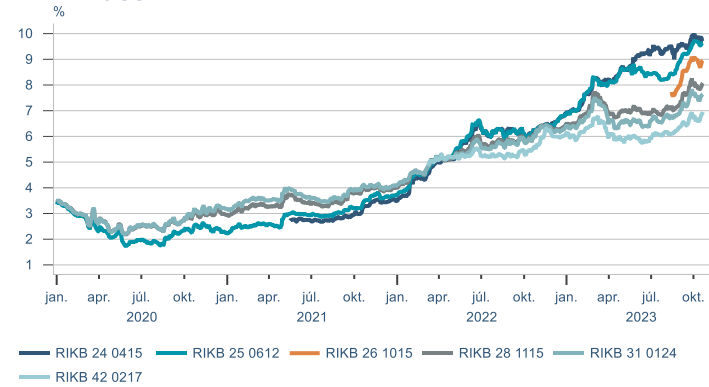


## Fasteignafélög

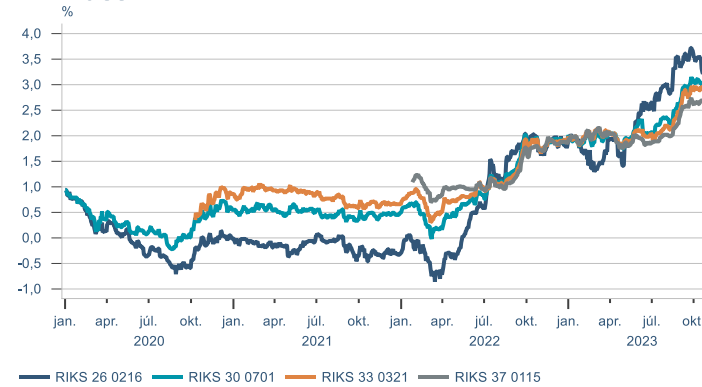


# Skuldabréf

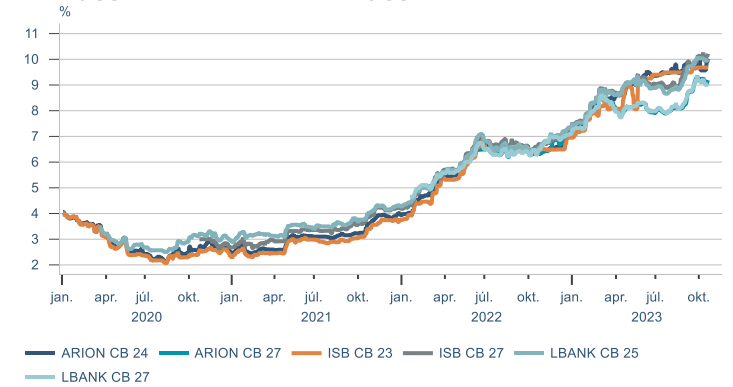
## Óverðtryggð ríkisbréf



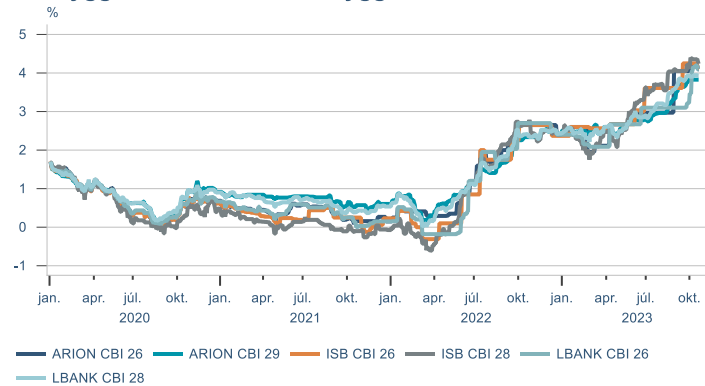
## Verðtryggð ríkisbréf



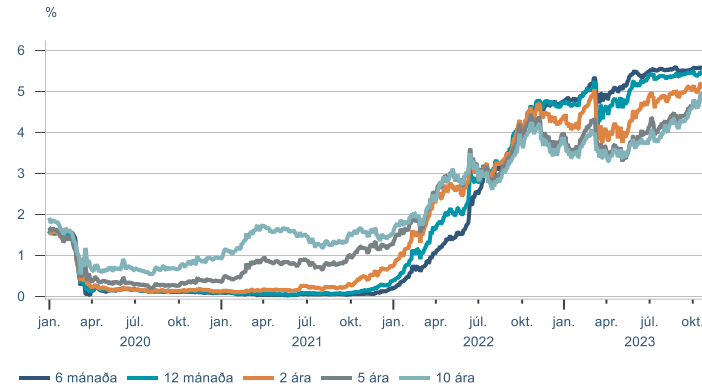
## Sértryggð skuldabréf - óverðtryggð



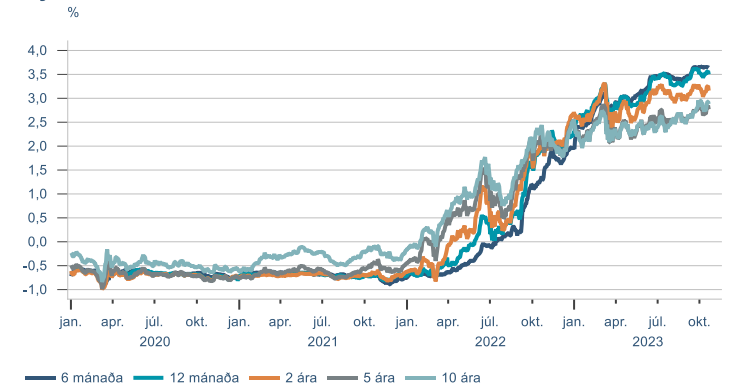
## Sértryggð skuldabréf - verðtryggð



## Bandarísk ríkisskuldabréf



## Þýsk ríkisskuldabréf

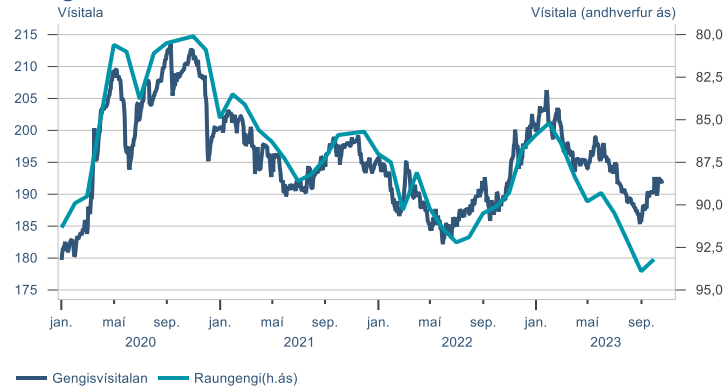


# Gjaldeyrir

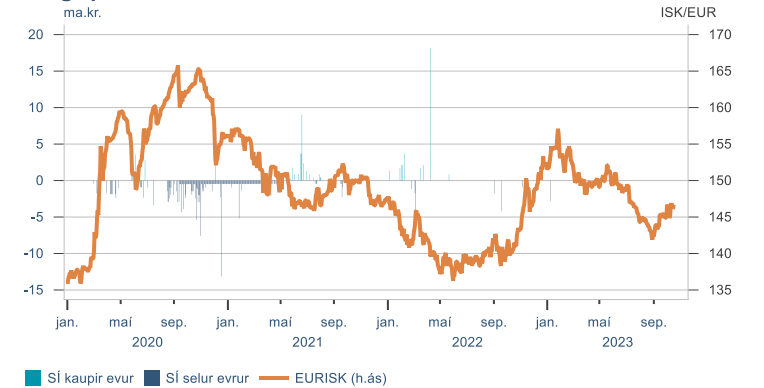
## Gengi krónunnar



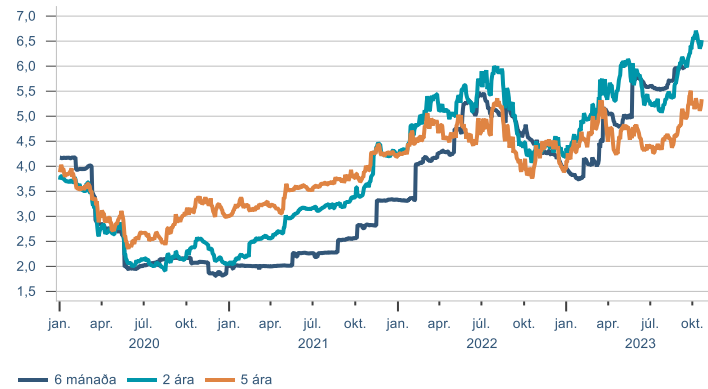
## Gengisvísitalan



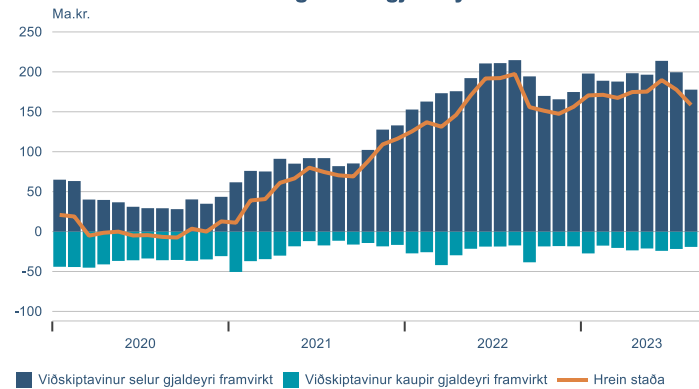
## Inngrip SÍ



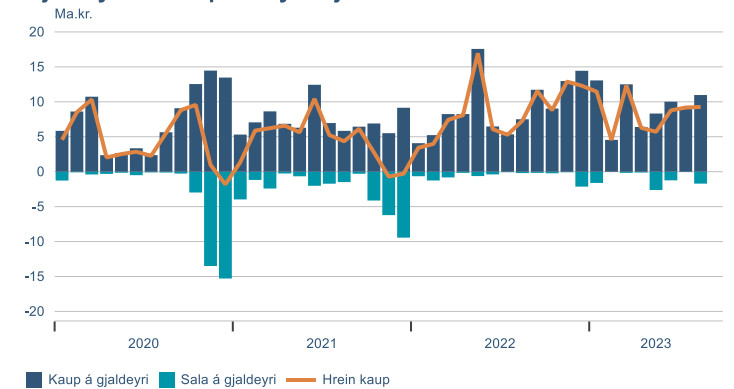
## Vaxtamunur við evru



## Staða framvirkra samninga með gjaldeyri

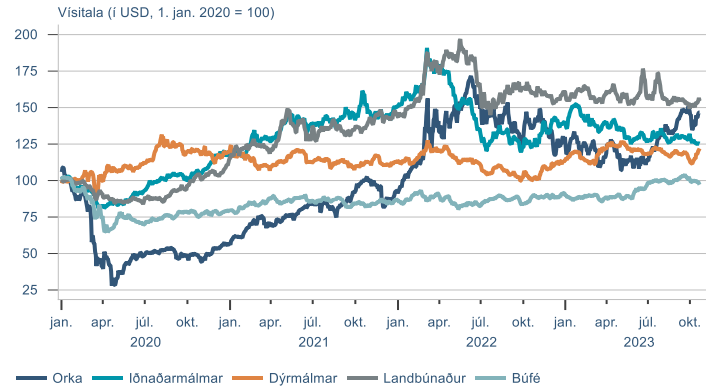


## Gjaldeyrsviðskipti lífeyrissjóða



# Hrávörur

## S&P GSCI hrávörusíðilur



## Álverð

3 mánaða framvirk verð, LME



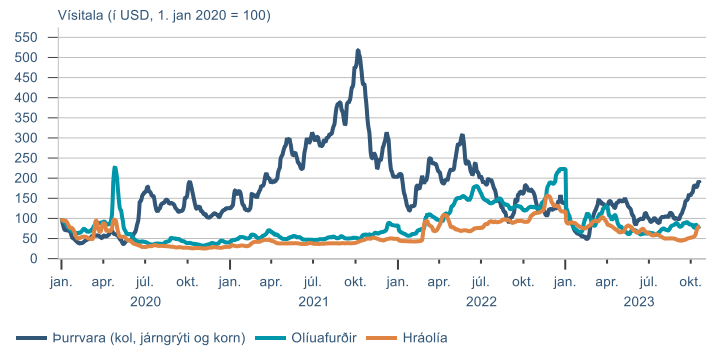
## Heimsmarkaðsverð á olíu

Brent



## Flutningskostnaður

Baltic exchange visitölur





Hlutabréf		ávöxtun			
		Áramót	1M	3M	12M
OMXI10	2156,7	-13,6%	-6,9%	-9,1%	-11,5%
OMXI10GI	2709,5	-11,2%	-6,9%	-9,1%	-9,0%
Alvotech	1260,0	-14,9%	2,4%	4,1%	27,8%
Brim	71,4	-18,3%	-4,8%	-11,0%	-7,6%
Eimskip	478,0	-5,6%	-3,4%	-12,5%	-3,8%
Hampiðjan	139,0	17,8%	-2,1%	3,0%	49,5%
Iceland Seafood	6,4	5,8%	19,6%	3,2%	-14,7%
Icelandair	1,4	-12,8%	-9,4%	-36,4%	-25,2%
Marel	375,0	-23,1%	-17,0%	-8,5%	-15,4%
Síldarvinnslan	100,5	-16,9%	-6,5%	-11,8%	-11,1%
Festi	180,0	0,6%	1,1%	-2,7%	-3,1%
Hagar	68,5	-6,2%	5,4%	2,2%	-2,8%
Skeljungur	12,4	-19,4%	6,0%	-4,6%	-21,9%
Ölgerðin	12,9	23,4%	4,0%	1,6%	18,9%
Nova	3,9	-8,6%	-4,3%	-9,1%	-2,5%
Síminn	9,1	-14,5%	-4,7%	-9,0%	-18,3%
Sýn	43,8	-26,9%	2,8%	-3,9%	-26,9%
Arion	133,0	-5,7%	-4,0%	-8,6%	-7,3%
Íslandsbanki	107,0	-6,1%	-5,3%	-2,7%	-5,2%
Kvika	14,6	-21,8%	-8,8%	-16,1%	-14,3%
Sjóvá	32,3	2,1%	0,3%	-9,0%	3,4%
VÍS	14,1	-14,0%	-14,0%	-25,8%	-16,9%
Eik	11,8	5,1%	-1,7%	-2,5%	2,5%
Reginn	23,8	-13,1%	-1,2%	-5,2%	-15,6%
Reitir	79,0	-9,6%	0,6%	-5,7%	-9,1%

Leiðrétt fyrir arðgreiðslum

Gjaldeyri		áramót	1M	3M	12M
GVT	192,1	-3,9%	0,9%	0,4%	1,7%
EUR	146,3	-3,4%	0,7%	-0,4%	4,1%
USD	138,8	-2,3%	1,8%	6,0%	-4,0%
GBP	169,1	-1,0%	-0,1%	-1,5%	4,5%
DKK	19,6	-3,7%	0,7%	-0,6%	3,8%
SEK	12,7	-6,9%	3,6%	-0,8%	-0,7%
NOK	12,7	-11,8%	-0,1%	-3,1%	-6,6%
CHF	153,9	0,0%	1,2%	1,1%	6,9%
JPY	0,93	-13,8%	0,7%	-1,7%	-5,1%

Hlutabréfavisitölur		áramót	1M	3M	12M
OMXI10	2156,7	-13,6%	-6,9%	-9,1%	-11,5%
OMXN40	2379,2	9,4%	1,7%	4,6%	21,1%
S&P 500	4373,6	13,9%	-1,7%	-2,9%	22,1%
FTSE 100	7630,6	2,4%	-1,0%	2,6%	11,3%

Ríkisskuldabréf	krafa	verð	meðalt.	ávöxtun			
				áramót	1M	3M	12M
RIKB 24 0415	9,85%	96,6	0,5	4,0%	0,6%	2,2%	4,4%
RIKB 25 0612	9,54%	97,7	1,6	1,5%	0,2%	0,4%	1,2%
RIKB 26 1015	8,69%	95,1	2,8		0,4%	-0,6%	
RIKB 28 1115	7,85%	88,4	4,3	-0,7%	-0,5%	-2,0%	-1,8%
RIKB 31 0124	7,48%	94,6	5,7	-0,9%	-1,1%	-2,9%	-2,8%
RIKB 42 0217	6,72%	77,0	11,6	-1,8%	-2,6%	-5,3%	-8,0%
RIKS 26 0216	3,50%	95,6	2,3	4,5%	0,6%	-0,1%	6,4%
RIKS 30 0701	3,03%	101,3	6,1	1,8%	0,0%	-3,3%	3,0%
RIKS 33 0321	2,89%	100,9	8,2	0,4%	-0,2%	-5,2%	1,9%
RIKS 37 0115	2,66%	81,6	12,3	-1,7%	-0,5%	-7,2%	-1,4%

---

Þessi umfjöllun og/eða samantekt er markaðsefni sem er ætlað til upplýsinga en felur hvorki í sér fjárfestingarráðgjöf né óháða fjárfestingargreiningu. Lagakröfur sem gilda um fjárfestingarráðgjöf og fjárfestingargreiningar eiga því ekki við, þar með talið bann við viðskiptum fyrir dreifingu. Umfjöllunin er unnin út frá opinberum upplýsingum frá aðilum sem Landsbankinn telur áreiðanlega, en bankinn getur ekki ábyrgst réttmæti upplýsinganna. Landsbankinn tekur enga ábyrgð á tjóni sem gæti hlotist af notkun upplýsinganna sem hér eru settar fram.

Upplýsingar um fyrri árangur fjármálagerninga eða -vísitalna sýna nafnávöxtun, nema annað sé tekið fram. Ef árangur byggir á erlendum gjaldmiðli getur ávöxtun aukist eða minnkað vegna gengissveiflna. Árangur í fortíð gefur ekki áreiðanlega vísbendingu um framtíðarárangur. Nánari upplýsingar um fyrri árangur fjármálagerninga og -vísitalna má finna á [vef Landsbankans](#), þ.m.t. um ávöxtun síðastliðinna 5 ára.

Verðbréfi viðskipti fela í sér áhættu og eru lesendur hvattir til að kynna sér [áhættulýsingu vegna viðskipta með fjármálagerninga](#) og [stefnu Landsbankans um hagsmunaárekstra](#) á vef Landsbankans.

Landsbankinn er viðskiptabanki sem starfar samkvæmt lögum nr. 161/2002, um fjármálafyrirtæki, og starfar undir leyfi og eftirliti fjármálaeftirlits Seðlabanka Íslands ([www.fme.is](http://www.fme.is)).