



Vikubyrjun 18. september 2023

Hagfræðideild



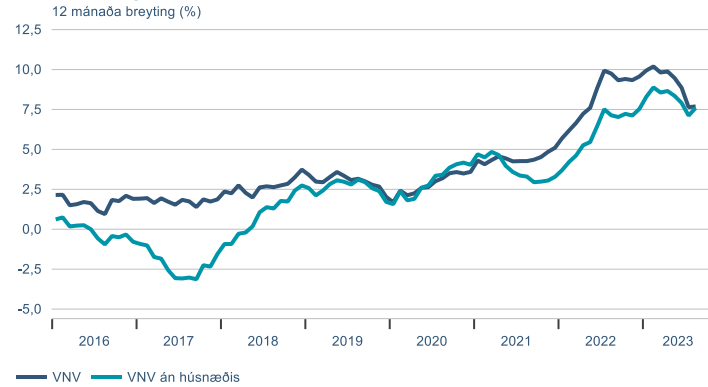
Dagatal

Vikud.	Dag.	kl.	Viðburður	Tímabil	Birtingaraðili
mán	18. sep.	09:00	Tryggingafélög	ágú	Seðlabankinn
þri	19. sep.		Vísitala íbúðaverðs á höfuðborgarsvæðinu	ágú	HMS
mið	20. sep.		Fjármálastöðugleikiskýrsla		Seðlabankinn
			Yfirlýsing fjármálastöðugleikanefndar		Seðlabankinn
			Vísitala leiguverðs á höfuðborgarsvæðinu	ágú	HMS
		09:00	Bein fjárfesting	2020	Seðlabankinn
			Erlendir ferðamenn á Íslandi	ágú	Ferðamálastofa
fim	21. sep.	09:00	Fjármálareikningar	2022	Hagstofan
		09:00	Tekjuskiptingaruppgjör	2022	Hagstofan
		09:00	Tekjuskiptingaruppgjör heimilageirans	2. ársfj.	Hagstofan
		09:00	Tekjuskiptingaruppgjör heimilageirans	2022	Hagstofan
		09:00	Fjármálareikningar (bráðabirgðatölur)	2022	Hagstofan
fös	22. sep.	09:00	Launavísitala og tengdar vísitölur	ágú	Hagstofan
		09:00	Skammtímahagvísar ferðapjónustu	sep	Hagstofan
			Útboð ríkisbréfa		Lánamál ríkisins
		09:00	Samræmd vísitala neysluverðs	ágú	Hagstofan
		09:00	Útboð verðbréfa	ágú	Seðlabankinn
			Uppfærsla kaup- og leigu skrár	ágú	HMS

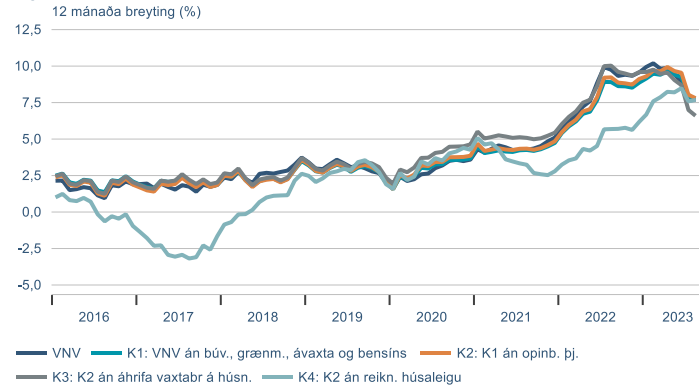
▶ Efnahagsmál

Verðlag

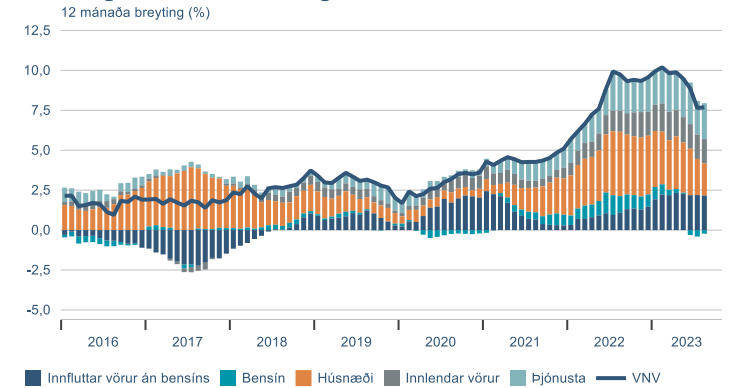
Viðitala neysluverðs



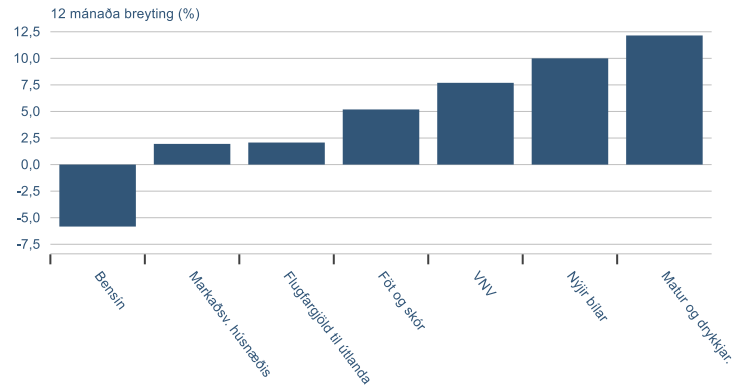
Kjarnavísitölur



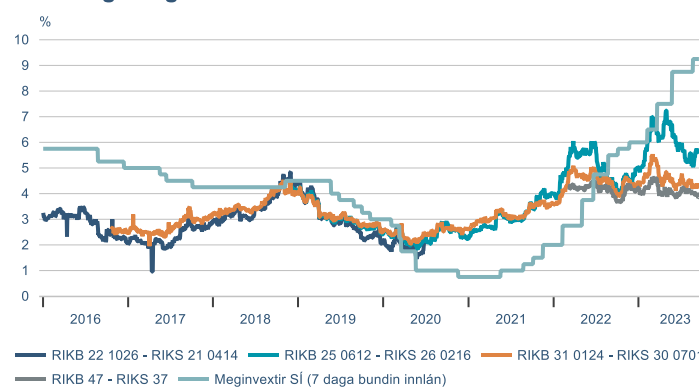
Framlag undirliða verðbólgu



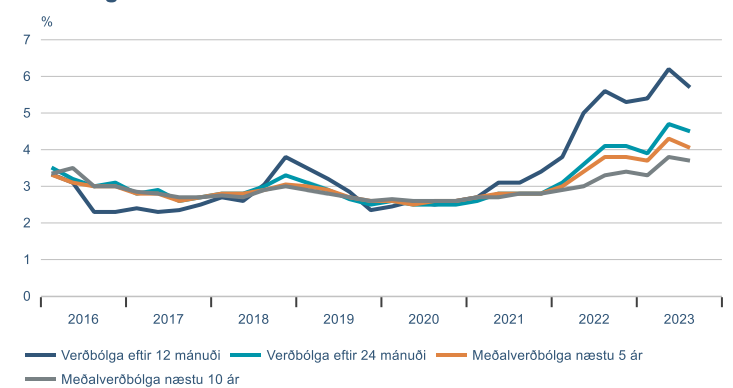
Valdir undirliðir



Verðbólguálag á skuldabréfamarkaði

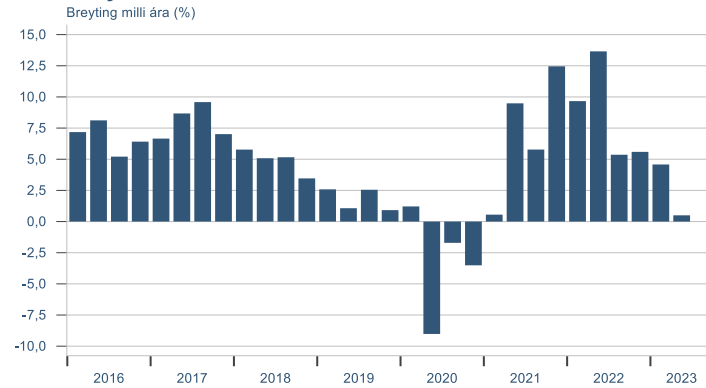


Væntingakönnun markaðsaðila

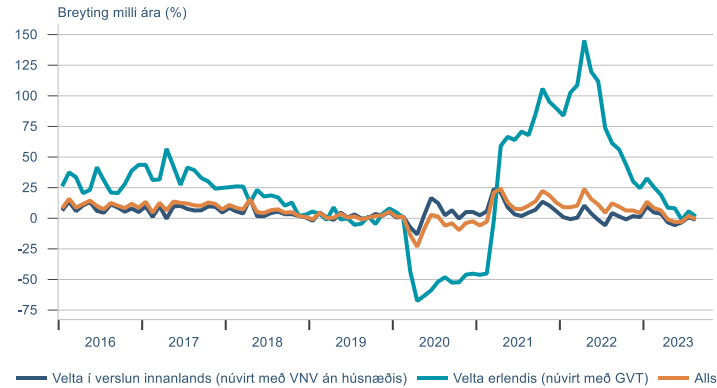


Heimilin

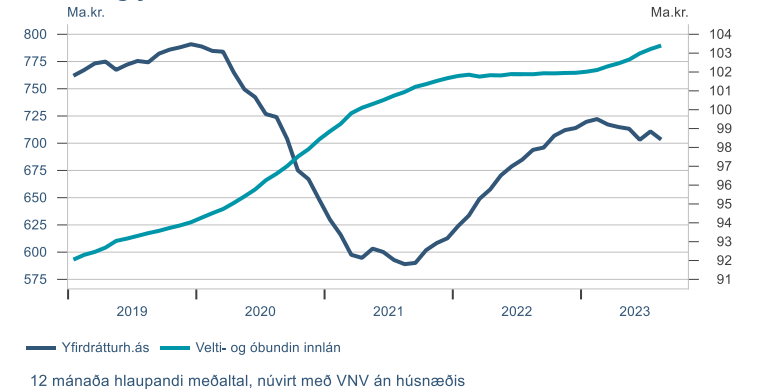
Einkaneysla



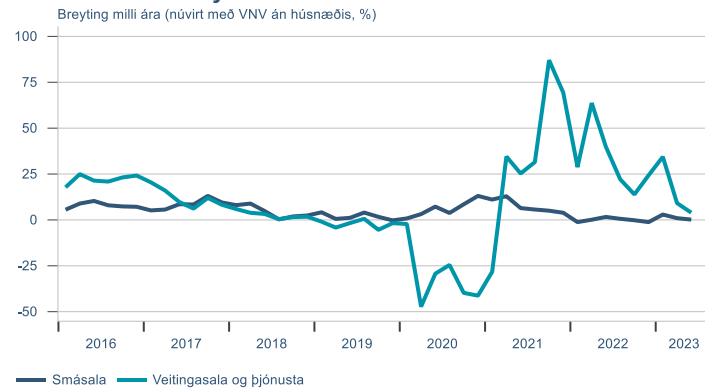
Greiðslukortavelta



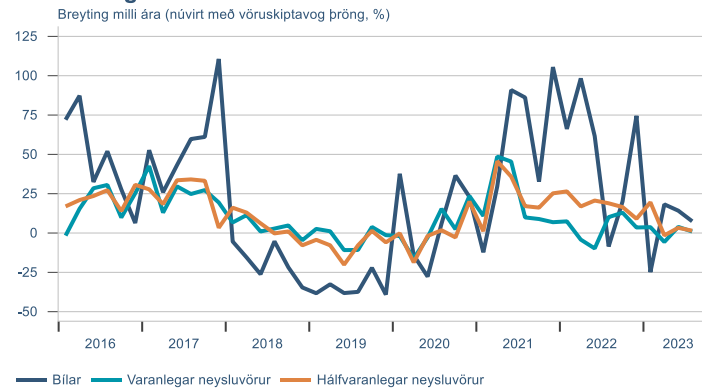
Innlán og yfirdráttur heimilana



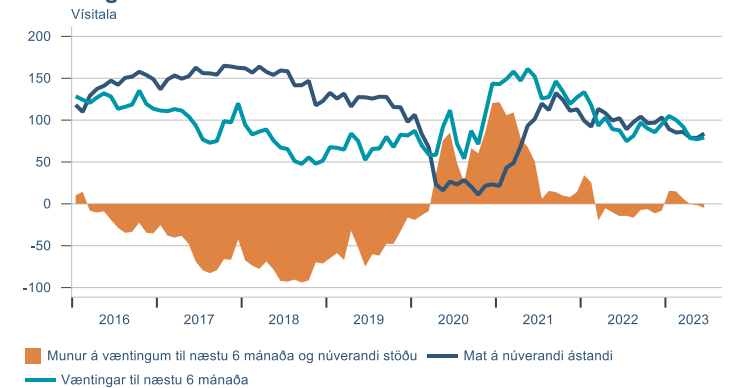
Velta skv. VSK-skýrslum



Innflutningur

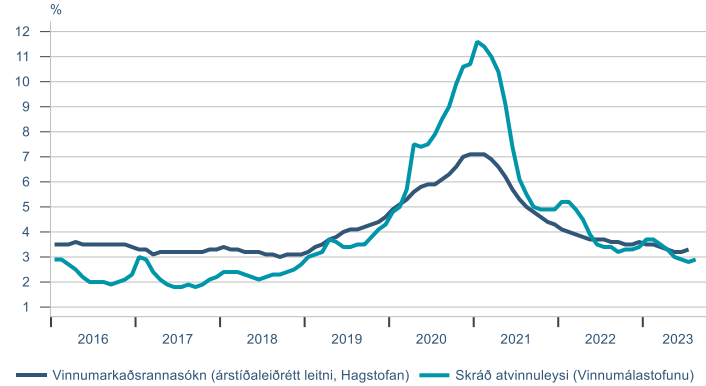


Væntingarvísitala

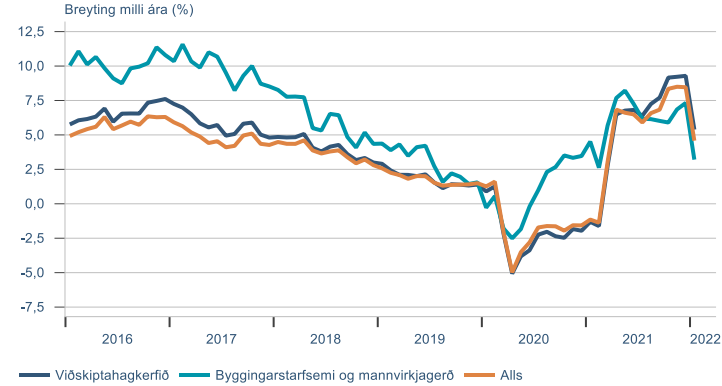


Vinnumarkaðurinn

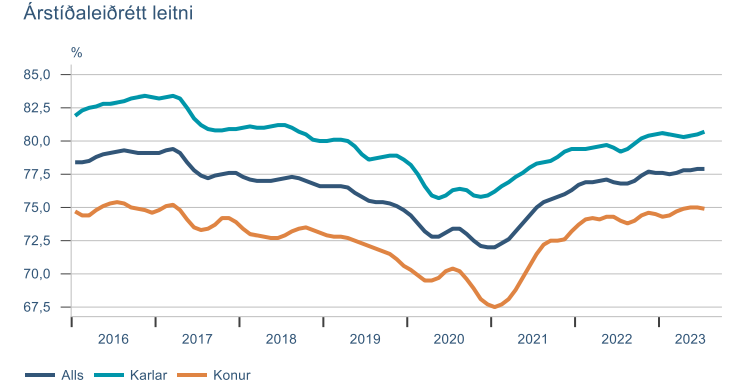
Atvinnuleysi



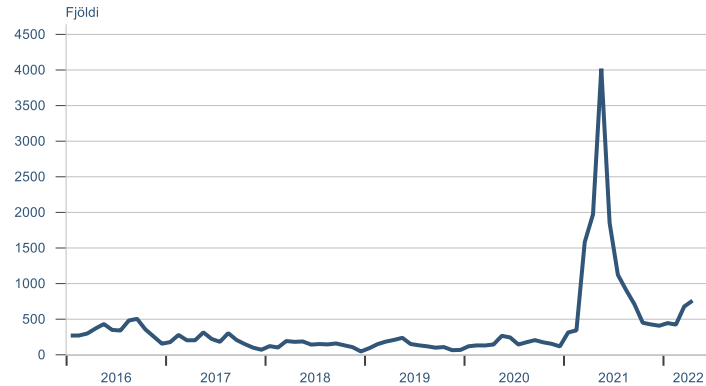
Fjöldi launagreiðenda



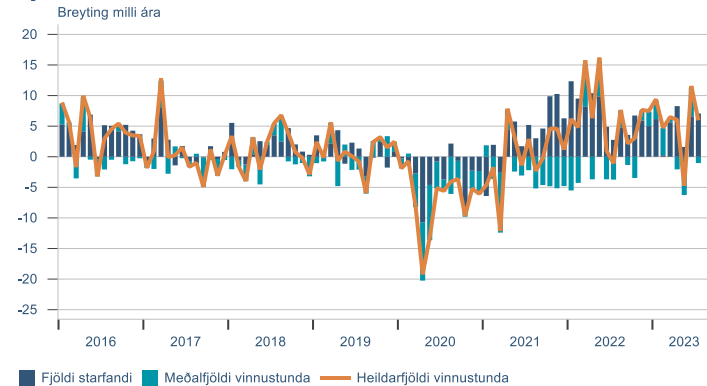
Atvinnuþáttaka



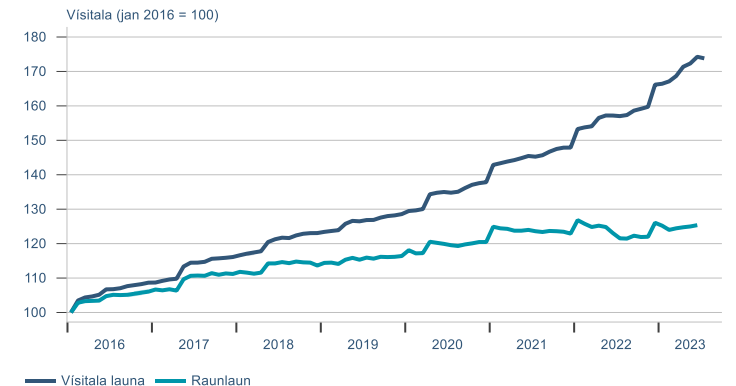
Laus störf



Fjöldi vinnustunda

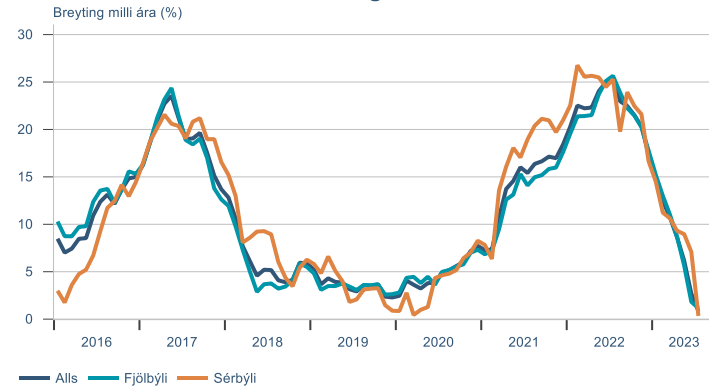


Laun

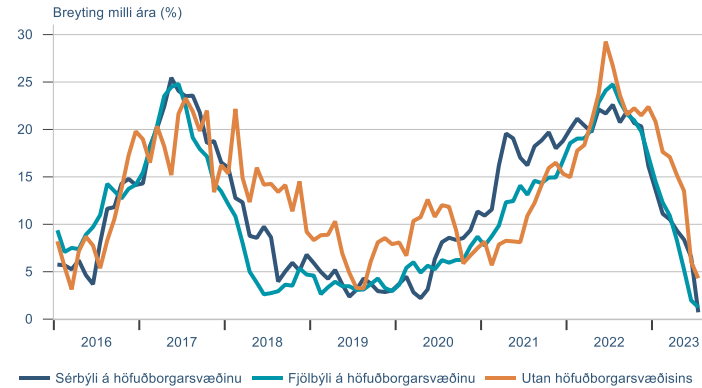


Fasteignamarkaðurinn

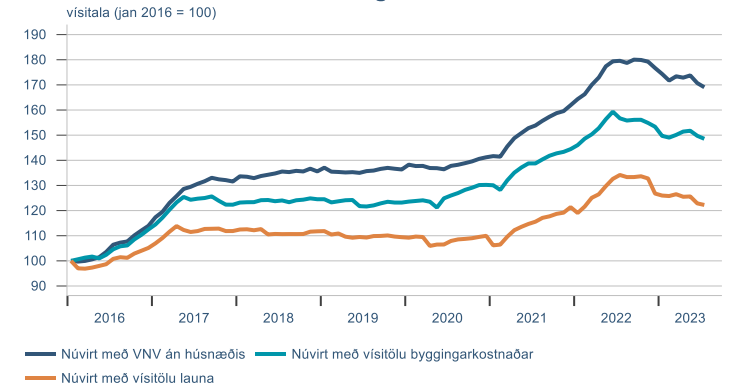
Vísitala íbúðaverðs á höfuðborgarsvæðinu



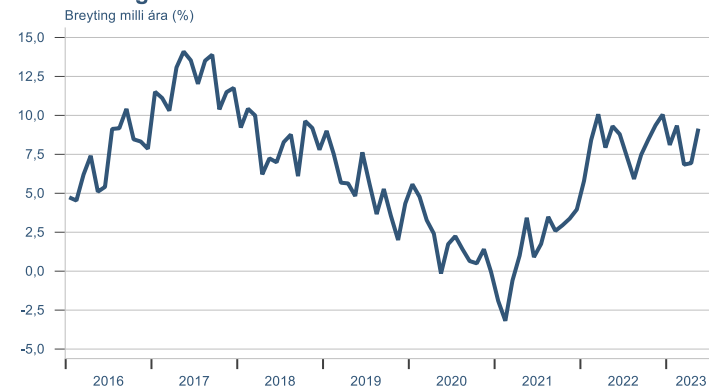
Vísitala markaðsverðs húsnæðis



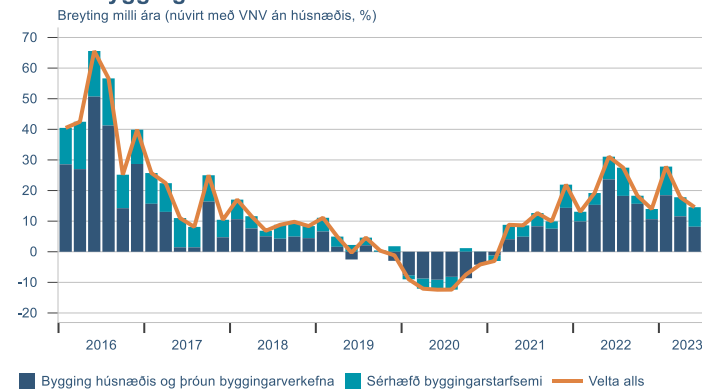
Vísitala íbúðaverðs á höfuðborgarsvæðinu



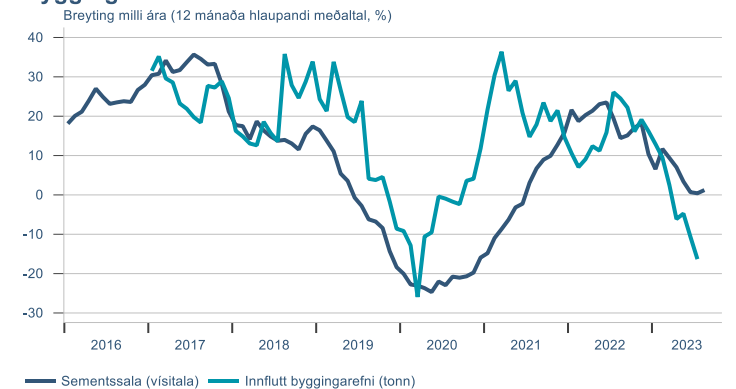
Vísitala leiguverðs



Velta í byggingariðnaði

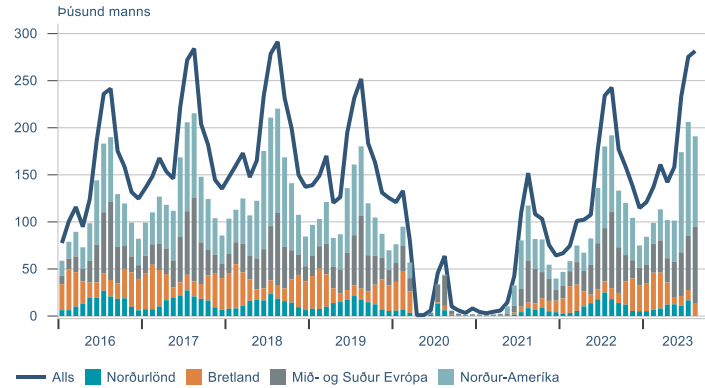


Byggingarvörur



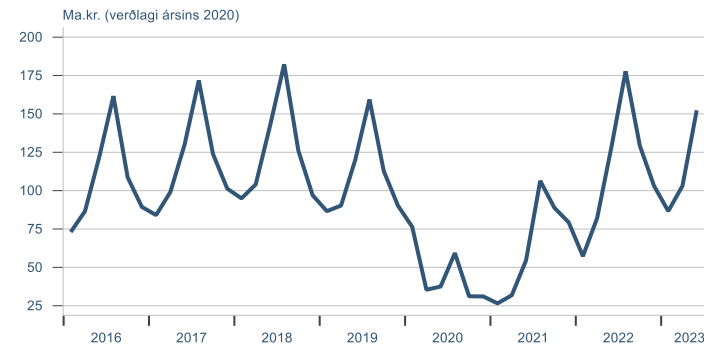
Ferðapjónustan

Erlendir ferðamenn um Leifstöð



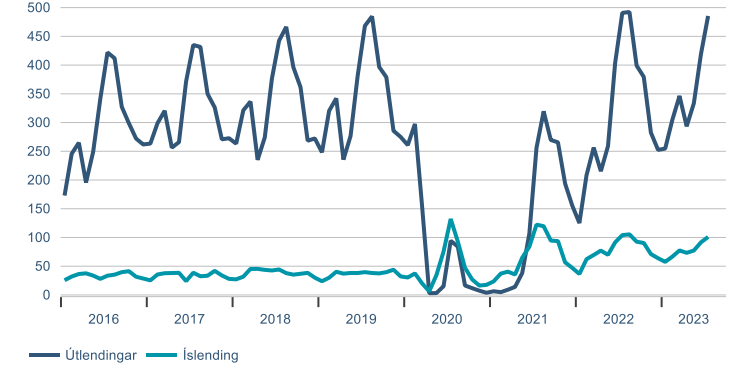
Velta í ferðapjónustu

Velta á VSK-tímabili (2 mánuðir)



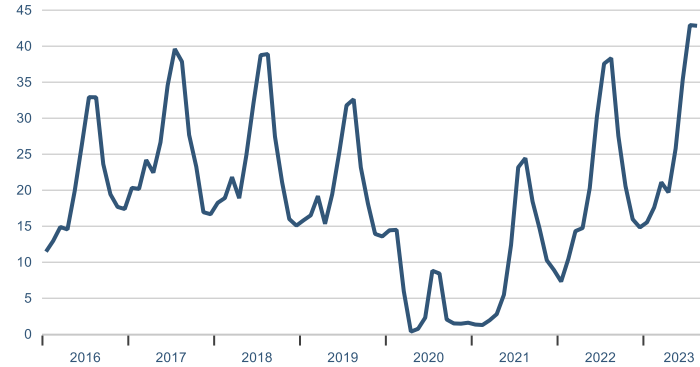
Gistinætur á hótélum

Þúsund nætur



Velta erlendra greiðslukorta

ma.kr. (föstu gengi)

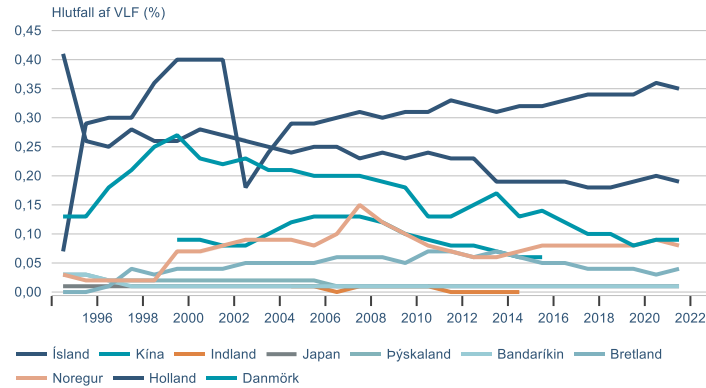


Fjöldi launagreiðenda í ferðapjónustu

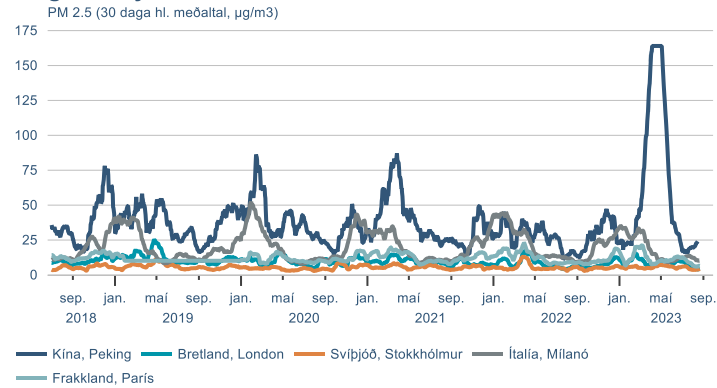


Sjálfbærni

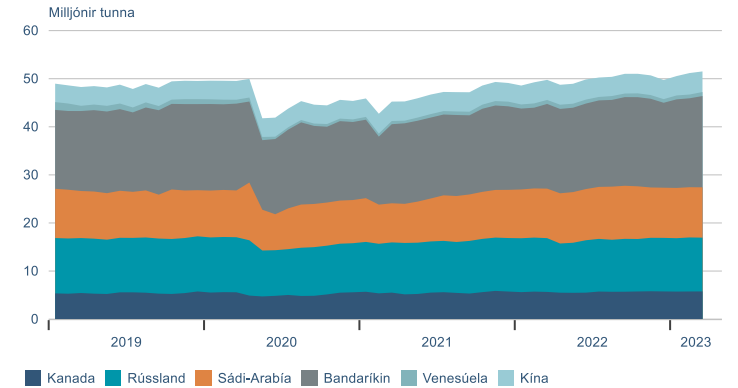
Umhverfisskattur



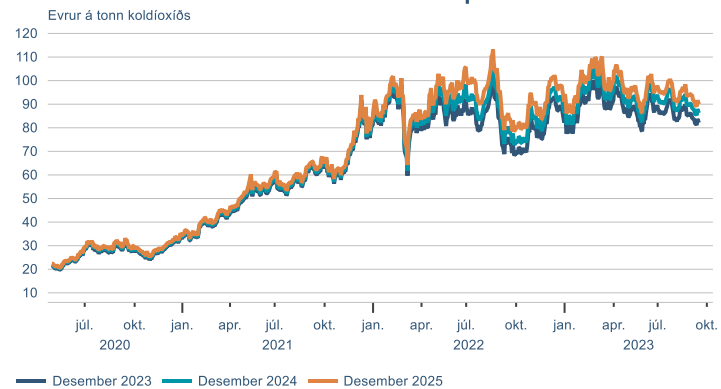
Magn svifryks



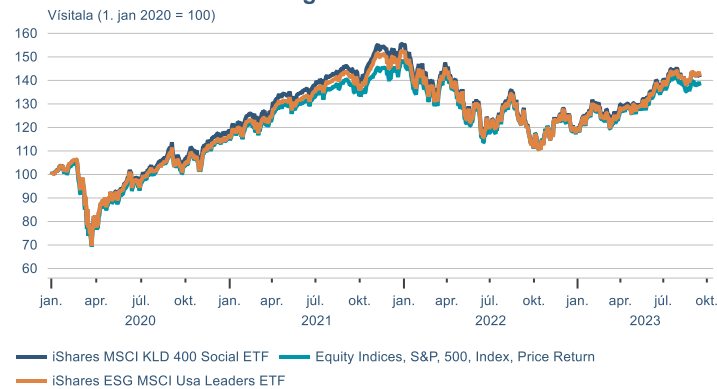
Framleiðsla hráolíu



EUA Losunarheimildir innan ETS viðskiptakerfisins



UFS Hlutabréfavisitölur og S&P 500

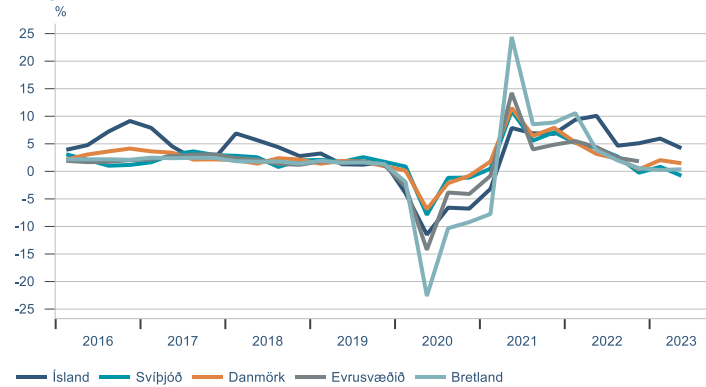


Hlutabréfavisitölur orkufyrirtækja (hluti af Eurofirst 300)

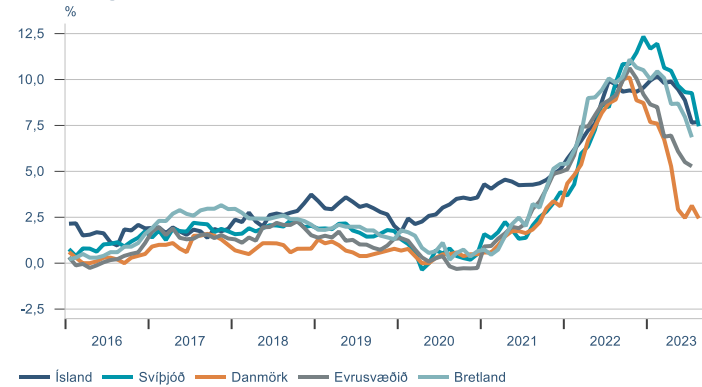


Alþjóðlegur samanburður

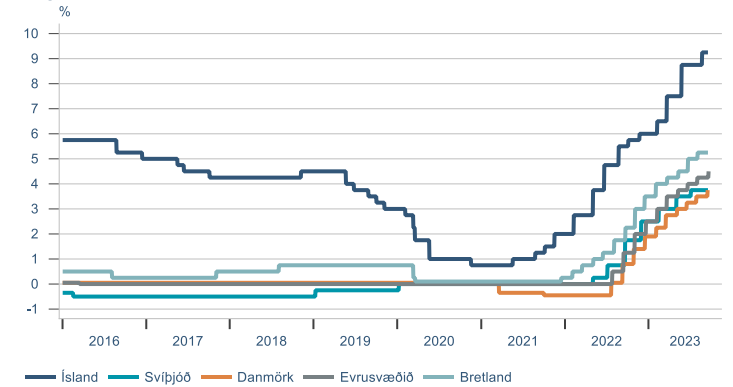
Hagvöxtur



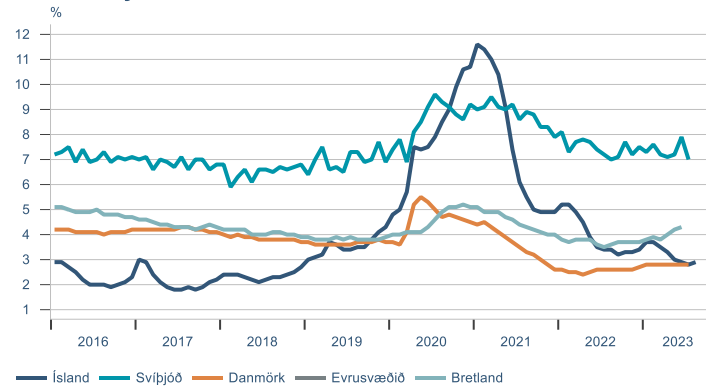
Verðbólga



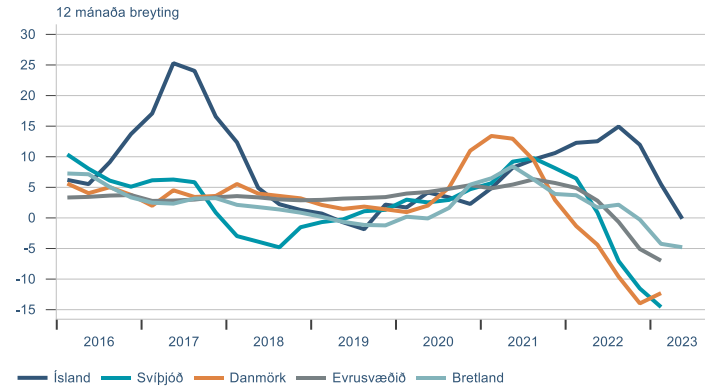
Stýrivextir



Atvinnuleysi



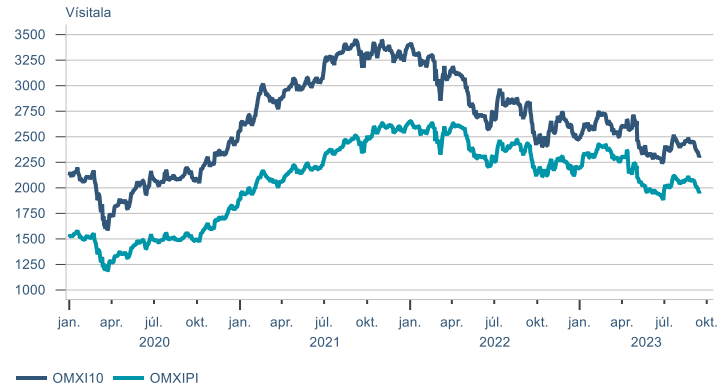
Raunverð íbúða



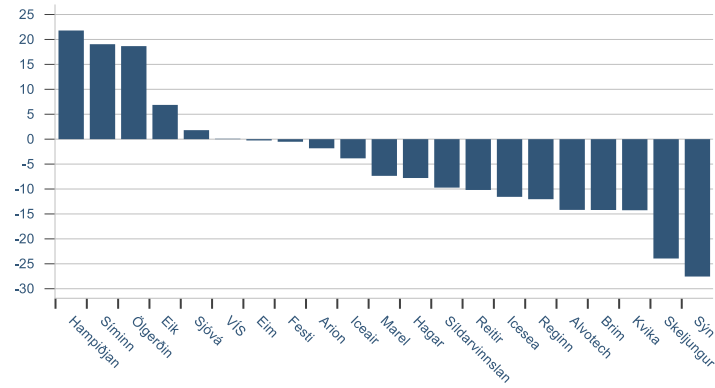
► Fjármálamarkaðir

Hlutabréf

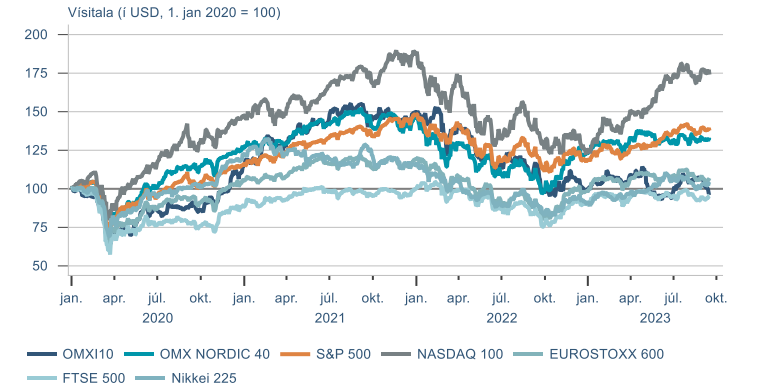
OMX-vísitölur



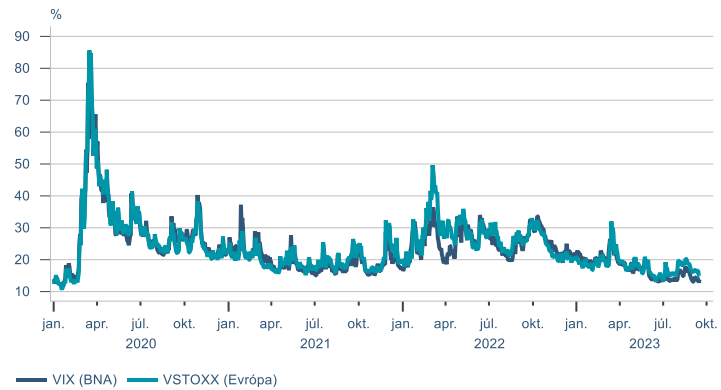
Það sem af er ári



Hlutabréfavísitölur

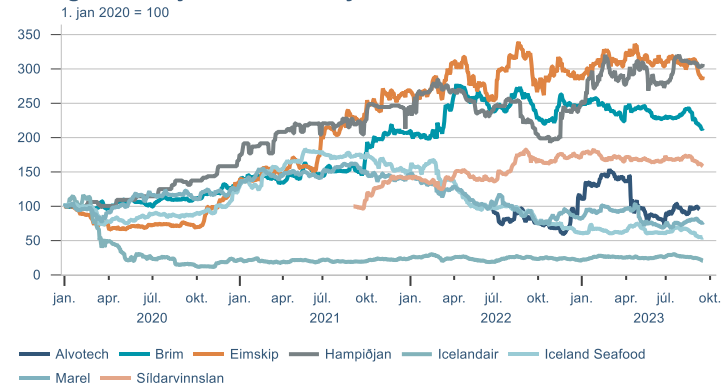


Vix-vísitölur



Hlutabréf

Félög með tekjur í erlendri mynt



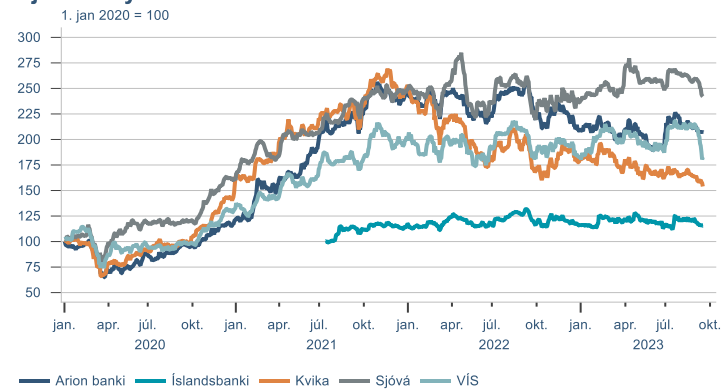
Heild- og smásala



Tæknifyrirtæki



Fjármálfyrirtæki

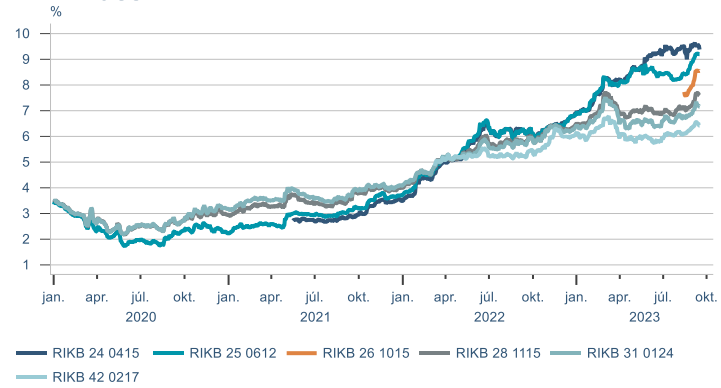


Fasteignafélög

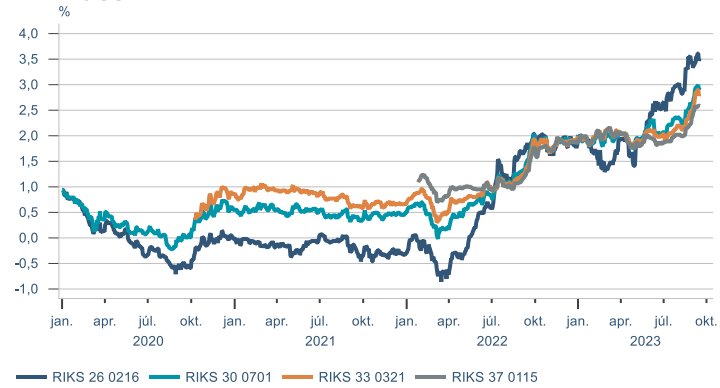


Skuldabréf

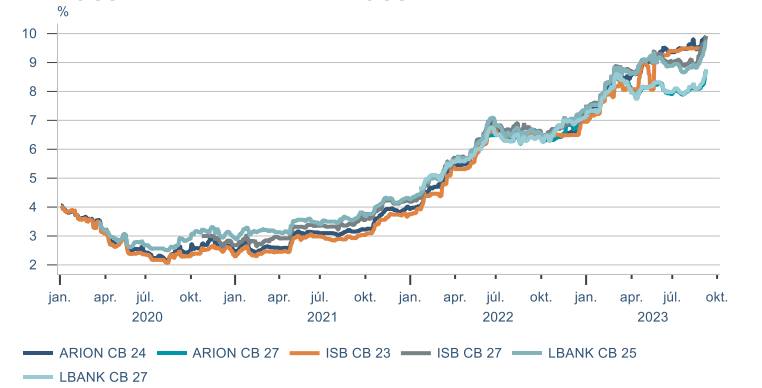
Óverðtryggð ríkisbréf



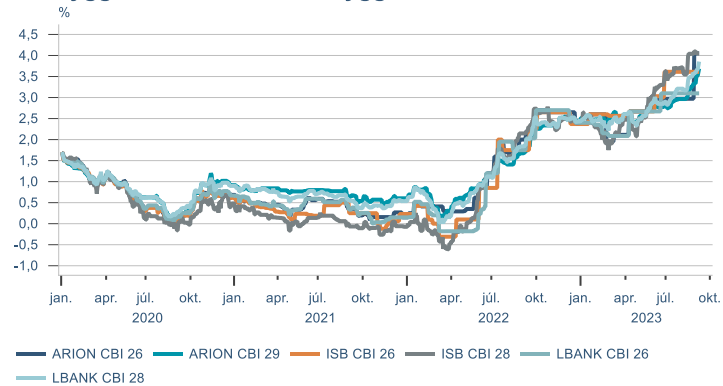
Verðtryggð ríkisbréf



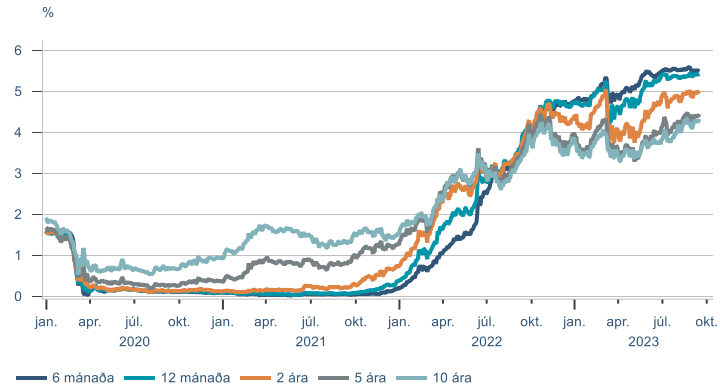
Sértryggð skuldabréf - óverðtryggð



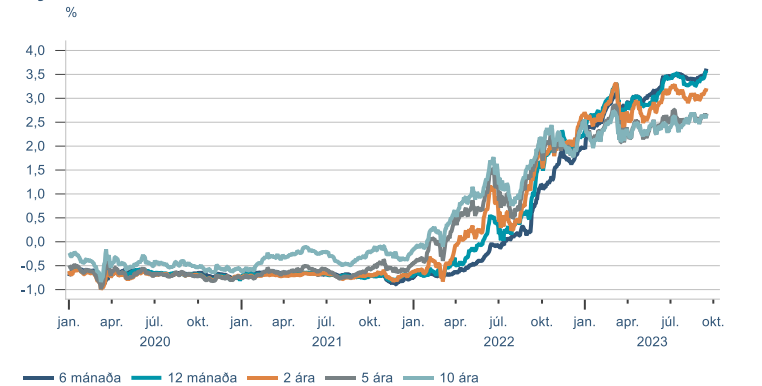
Sértryggð skuldabréf - verðtryggð



Bandarísk ríkisskuldabréf



Þýsk ríkisskuldabréf



Gjaldeyrir

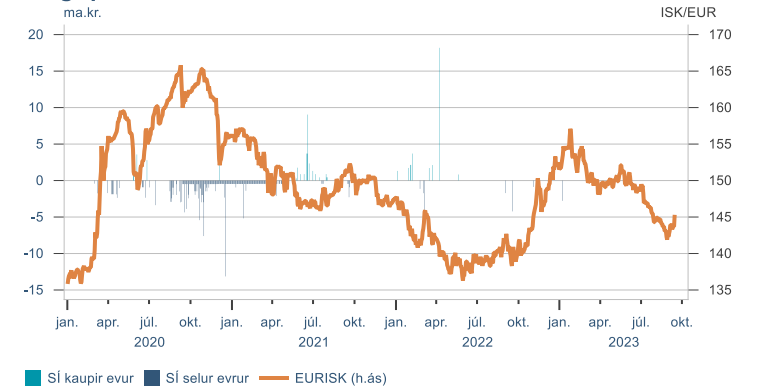
Gengi krónunnar



Gengisvísitalan



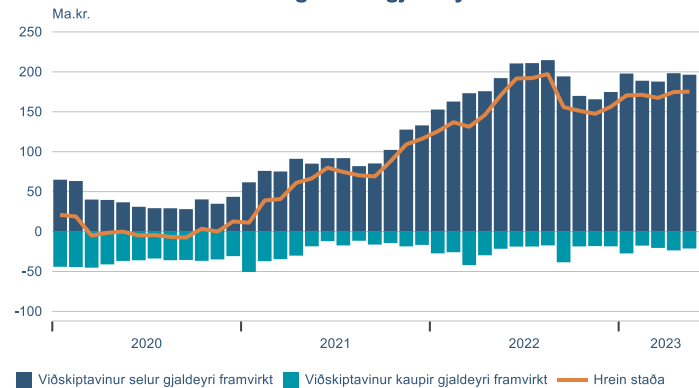
Inngrip SÍ



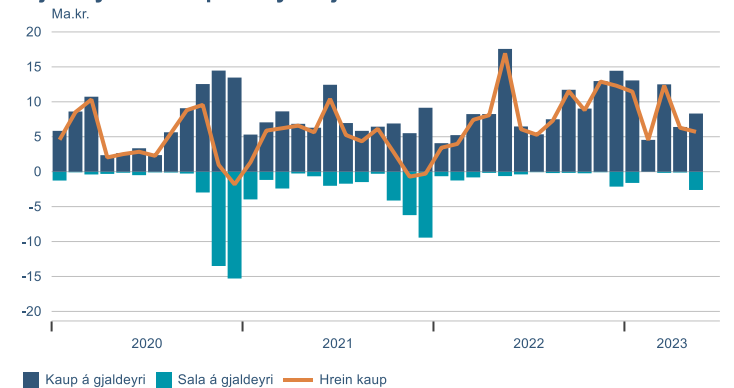
Vaxtamunur við evru



Staða framvirkra samninga með gjaldeyri

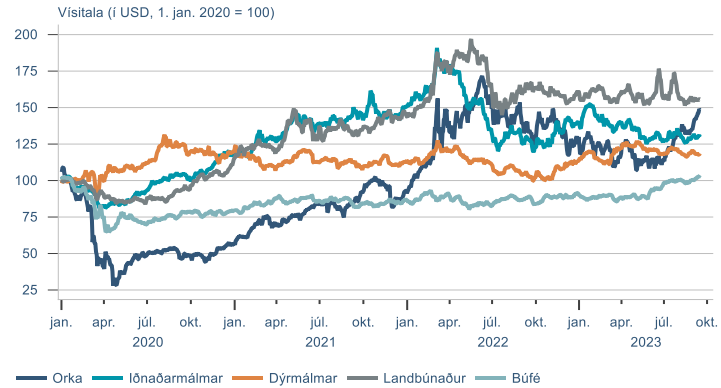


Gjaldeyrivíðskipti lífeyrissjóða



Hrávörur

S&P GSCI hrávörusíðlur



Álverð

3 mánaða framvirk verð, LME



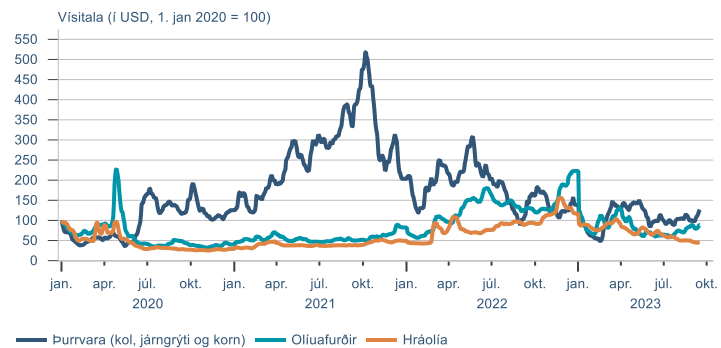
Heimsmarkaðsverð á olíu

Brent



Flutningskostnaður

Baltic exchange visitölur



Hlutabréf		ávöxtun			
		Áramót	1M	3M	12M
OMXI10	2316,0	-7,3%	-5,5%	0,1%	-18,5%
OMXI10GI	2909,7	-4,6%	-5,5%	0,1%	-16,2%
Alvotech	1230,0	-16,9%	5,1%	12,8%	12,8%
Brim	75,0	-14,2%	-11,8%	-6,7%	-16,1%
Eimskip	495,0	-2,3%	-5,2%	-6,3%	-12,3%
Hampiðjan	142,0	20,3%	-1,4%	10,1%	35,2%
Iceland Seafood	5,4	-11,6%	-18,3%	-11,6%	-41,5%
Icelandair	1,6	-3,8%	-22,1%	-22,5%	-22,5%
Marel	452,0	-7,4%	-2,8%	5,1%	-19,5%
Síldarvinnslan	107,5	-11,2%	-7,7%	-4,9%	-10,4%
Festi	178,0	-0,5%	-9,4%	4,4%	-16,2%
Hagar	65,0	-11,0%	-5,8%	1,2%	-10,3%
Skeljungur	11,7	-23,9%	-15,8%	-6,4%	-28,5%
Ölgerðin	12,4	18,7%	-4,6%	-2,4%	12,7%
Nova	4,1	-4,5%	-3,9%	-8,4%	-4,5%
Síminn	9,5	-10,3%	-8,7%	-6,9%	-15,8%
Sýn	42,6	-28,9%	-10,5%	-4,5%	-32,2%
Arion	138,5	-1,8%	-4,5%	7,4%	-17,5%
Íslandsbanki	113,0	-0,9%	-5,4%	-3,0%	-10,7%
Kvika	16,0	-14,3%	-9,6%	-8,3%	-21,7%
Sjóvá	32,2	1,8%	-7,7%	-6,1%	-5,6%
VÍS	16,4	0,1%	-13,7%	-3,5%	-10,0%
Eik	12,0	6,9%	0,0%	10,1%	-7,3%
Reginn	24,1	-12,0%	-1,2%	-1,2%	-22,3%
Reitir	78,5	-10,2%	-7,1%	1,3%	-17,6%

Leiðrétt fyrir aðgreiðslum

Gjaldeyri		ávöxtun			
		áramót	1M	3M	12M
GVT	190,4	-4,7%	1,3%	-2,6%	2,1%
EUR	145,3	-4,1%	0,7%	-2,7%	4,8%
USD	136,3	-4,0%	3,2%	-1,2%	-1,8%
GBP	169,2	-0,9%	0,8%	-3,0%	6,0%
DKK	19,5	-4,4%	0,6%	-2,7%	4,5%
SEK	12,2	-10,2%	0,4%	-4,7%	-5,7%
NOK	12,7	-11,7%	1,1%	-2,0%	-7,2%
CHF	152,1	-1,2%	1,0%	-0,6%	5,0%
JPY	0,92	-14,4%	1,7%	-5,5%	-4,6%

Hlutabréfavisitölur		ávöxtun			
		áramót	1M	3M	12M
OMXI10	2316,0	-7,3%	-5,5%	0,1%	-18,5%
OMXN40	2339,8	7,6%	2,0%	0,3%	14,7%
S&P 500	4450,3	15,9%	0,3%	0,6%	14,1%
FTSE 100	7711,4	3,5%	4,4%	1,1%	5,9%

Ríkisskuldabréf	krafa	verð	meðalt.	ávöxtun			
				áramót	1M	3M	12M
RIKB 24 0415	9,52%	96,2	0,6	3,4%	0,8%	2,1%	4,3%
RIKB 25 0612	9,21%	98,1	1,7	1,2%	-0,4%	0,9%	1,5%
RIKB 26 1015	8,56%	95,3	2,7		-1,4%	0,2%	
RIKB 28 1115	7,59%	89,2	4,4	-0,3%	-1,0%	-1,1%	-2,1%
RIKB 31 0124	7,16%	96,3	5,8	0,2%	-1,2%	-2,4%	-2,6%
RIKB 42 0217	6,43%	79,5	11,8	0,8%	-2,5%	-5,1%	-8,0%
RIKS 26 0216	3,52%	95,4	2,4	3,8%	-1,0%	-0,4%	5,5%
RIKS 30 0701	2,94%	101,9	6,2	1,8%	-3,6%	-3,8%	0,6%
RIKS 33 0321	2,80%	101,7	8,3	0,6%	-4,6%	-4,8%	-2,5%
RIKS 37 0115	2,58%	82,4	12,3	-1,3%	-6,1%	-7,2%	-6,1%

Þessi umfjöllun og/eða samantekt er markaðsefni sem er ætlað til upplýsinga en felur hvorki í sér fjárfestingarráðgjöf né óháða fjárfestingargreiningu. Lagakröfur sem gilda um fjárfestingarráðgjöf og fjárfestingargreiningar eiga því ekki við, þar með talið bann við viðskiptum fyrir dreifingu. Umfjöllunin er unnin út frá opinberum upplýsingum frá aðilum sem Landsbankinn telur áreiðanlega, en bankinn getur ekki ábyrgst réttmæti upplýsinganna. Landsbankinn tekur enga ábyrgð á tjóni sem gæti hlotist af notkun upplýsinganna sem hér eru settar fram.

Upplýsingar um fyrri árangur fjármálagerninga eða -vísitalna sýna nafnávöxtun, nema annað sé tekið fram. Ef árangur byggir á erlendum gjaldmiðli getur ávöxtun aukist eða minnkað vegna gengissveiflna. Árangur í fortíð gefur ekki áreiðanlega vísbendingu um framtíðarárangur. Nánari upplýsingar um fyrri árangur fjármálagerninga og -vísitalna má finna á [vef Landsbankans](#), þ.m.t. um ávöxtun síðastliðinna 5 ára.

Verðbréfi viðskipti fela í sér áhættu og eru lesendur hvattir til að kynna sér [áhættulýsingu vegna viðskipta með fjármálagerninga](#) og [stefnu Landsbankans um hagsmunaárekstra](#) á vef Landsbankans.

Landsbankinn er viðskiptabanki sem starfar samkvæmt lögum nr. 161/2002, um fjármálafyrirtæki, og starfar undir leyfi og eftirliti fjármálaeftirlits Seðlabanka Íslands (www.fme.is).