



Vikubyrjun 28. ágúst 2023

Hagfræðideild



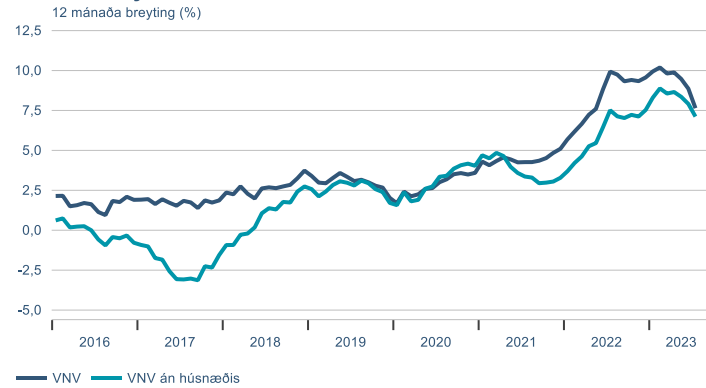
Dagatal

Vikud.	Dag.	kl.	Viðburður	Tímabil	Birtingaraðili
mán	28. ágú.		Árshlutauppgjör Útboð ríkisvíxla	2.ársfj.	Sjóvá
		09:00	Lánasjóðir ríkisins	júl	Lánamál ríkisins
		09:00	Verðbr.-, fjárfest.- og fagfjárfestasjóðir	júl	Seðlabankinn
		09:00	Verðbréfafjárfesting	júl	Seðlabankinn
		09:00	Önnur fjármálafyrirtæki	júl	Seðlabankinn
			Viðskipti með atvinnuhúsnæði	júl	HMS
mið	30. ágú.	09:00	Vísitala neysluverðs	ágú	Hagstofan
			Árshlutauppgjör	2.ársfj.	Sýn
			Árshlutauppgjör	2.ársfj.	Reginn
			Árshlutauppgjör	2.ársfj.	Iceland Seafood
		09:00	Aflaverðmæti	maí	Hagstofan
		09:00	Aflaverðmæti	2.ársfj.	Hagstofan
fim	31. ágú.	09:00	Þjóðhagsreikningar	2. ársfj.	Hagstofan
		09:00	Þjóðhagsreikningar (bráðabirgðatölur)	2022	Hagstofan
			Árshlutauppgjör	2.ársfj.	Alvotech
		09:00	Tekjuskiptingaruppgjör heimilageirans (áætlun)	2. ársfj.	Hagstofan
			Ferðaþjónustan í tölum	ágú	Ferðamálastofa
		09:00	Gistinætur	júl	Hagstofan
		09:00	Vöruviðskipti (uppfærðar tölur)	júl	Hagstofan
		09:00	Staða markaðsverðbréfa	júl	Seðlabankinn
			Hverjir eiga viðskipti með íbúðarhúsnæði?	2. ársfj.	HMS

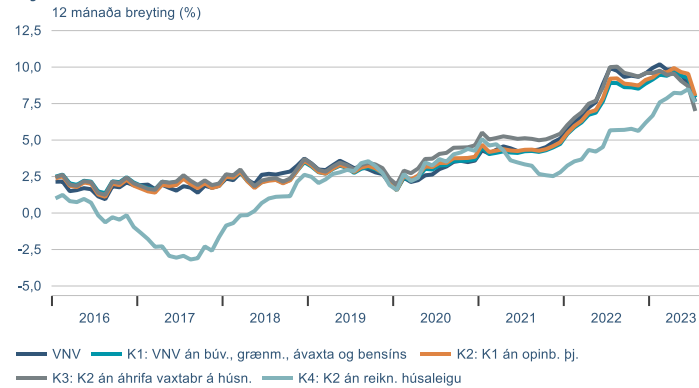
▶ Efnahagsmál

Verðlag

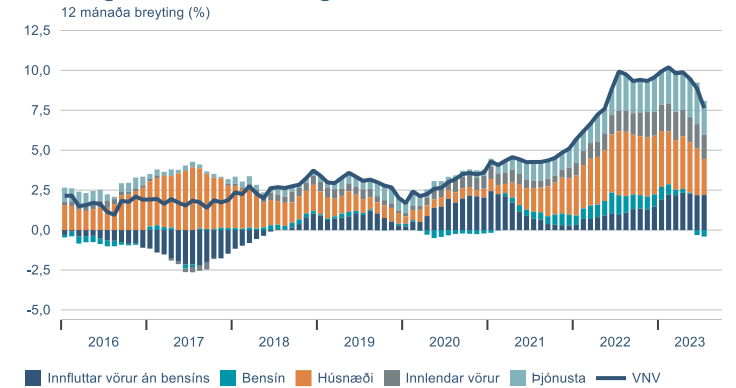
Viðitala neysluverðs



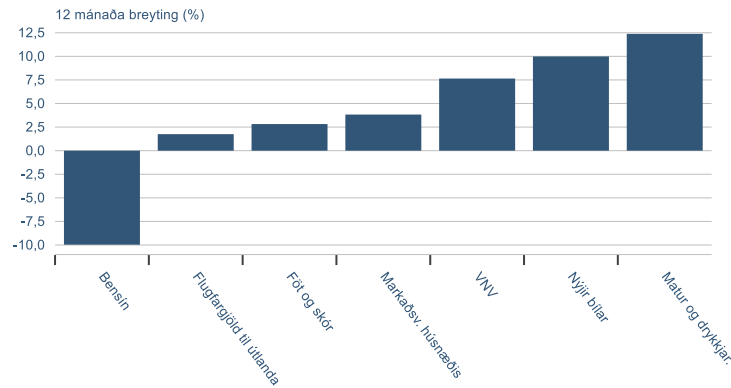
Kjarnavísitölur



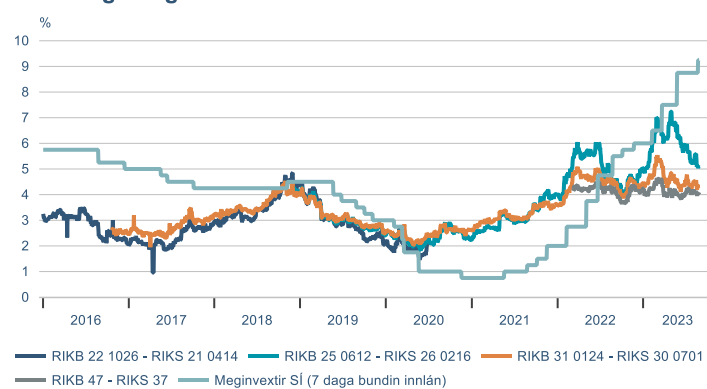
Framlag undirliða verðbólgu



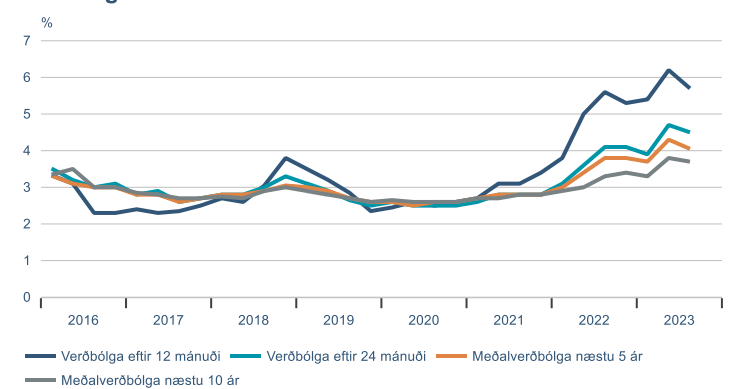
Valdir undirliðir



Verðbólguálag á skuldabréfamarkaði

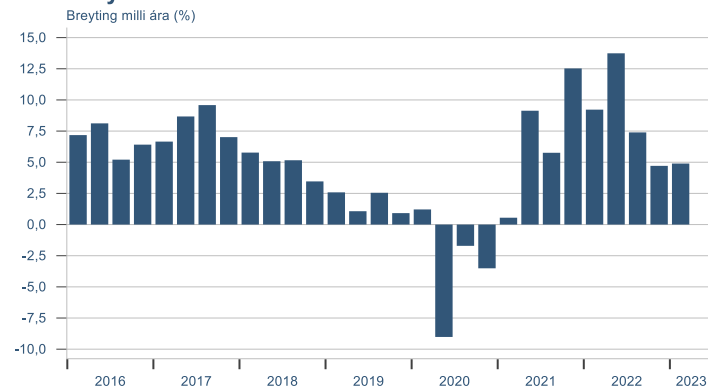


Væntingakönnun markaðsaðila

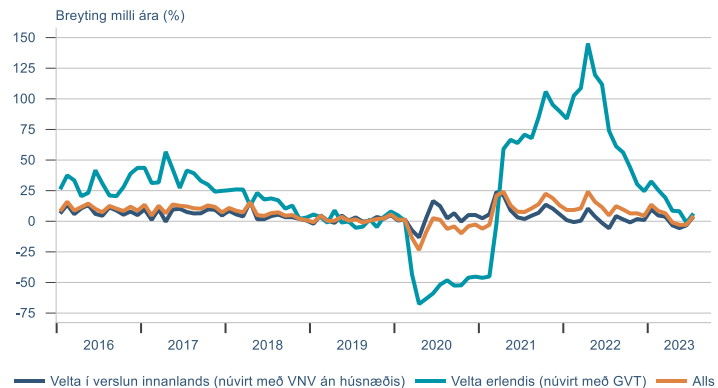


Heimilin

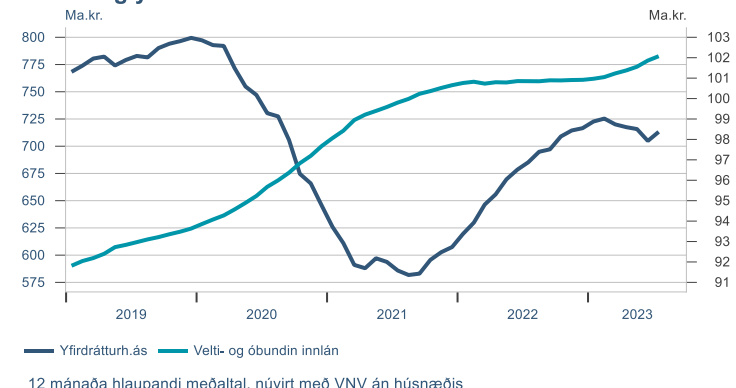
Einkaneysla



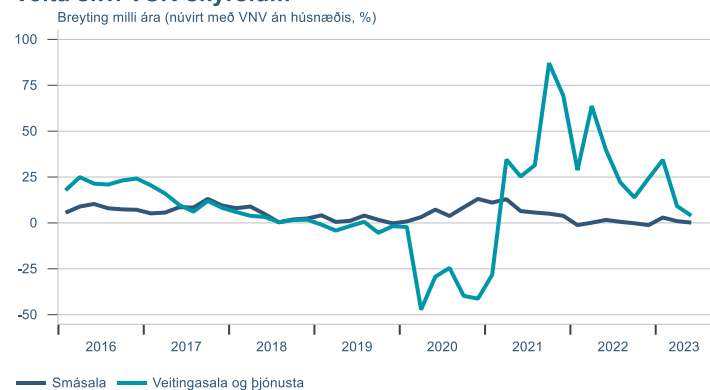
Greiðslukortavelta



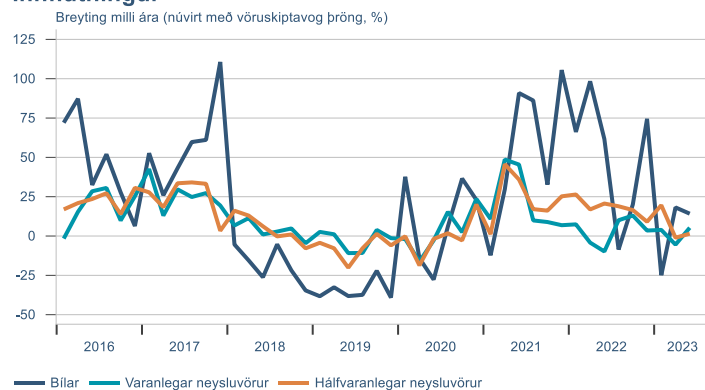
Innlán og yfirdráttur heimilana



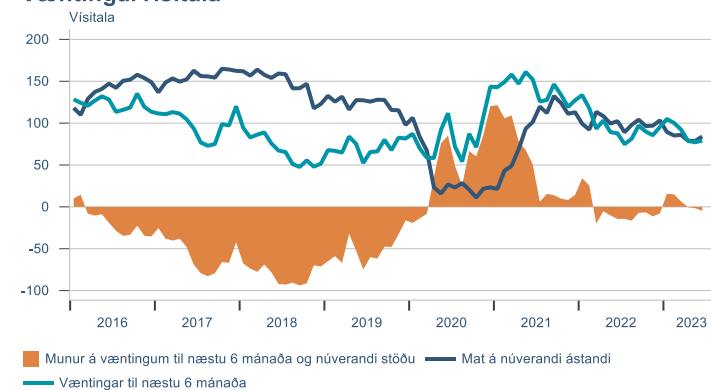
Velta skv. VSK-skýrslum



Innflutningur

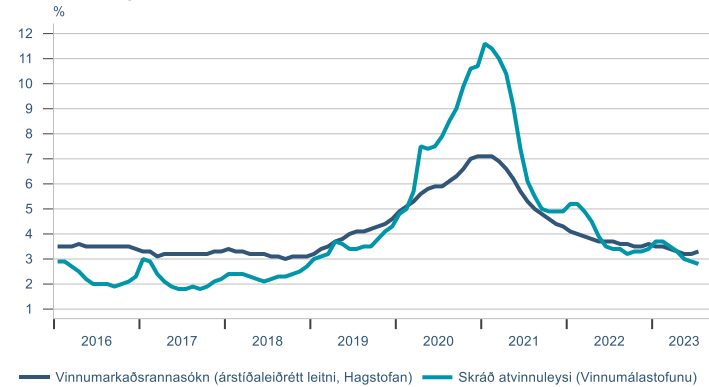


Væntingarvísitala

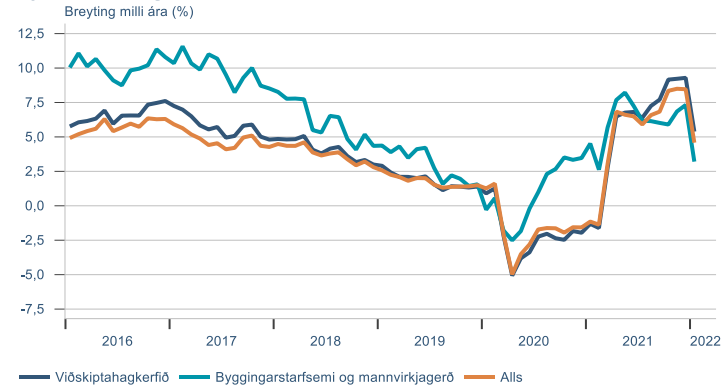


Vinnumarkaðurinn

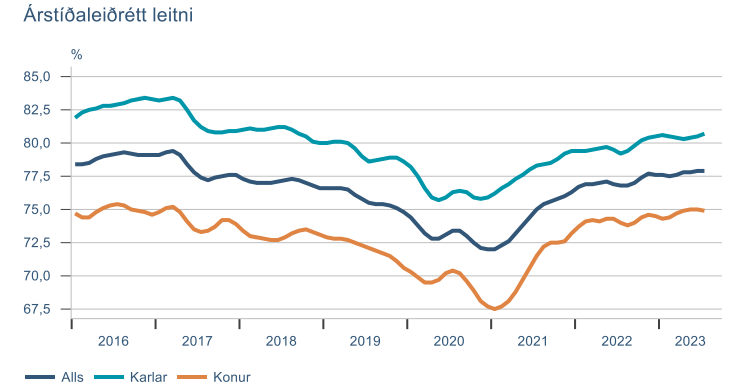
Atvinnuleysi



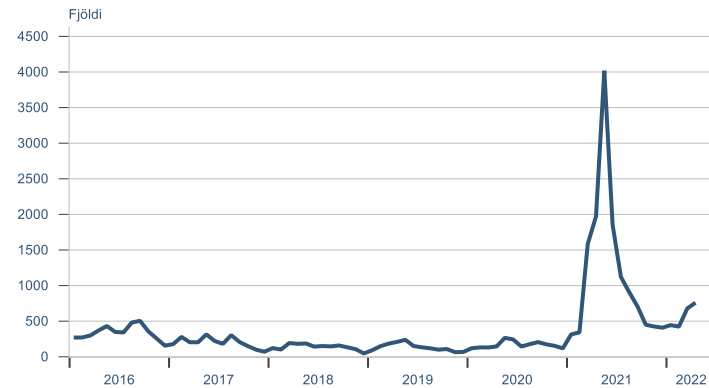
Fjöldi launagreiðenda



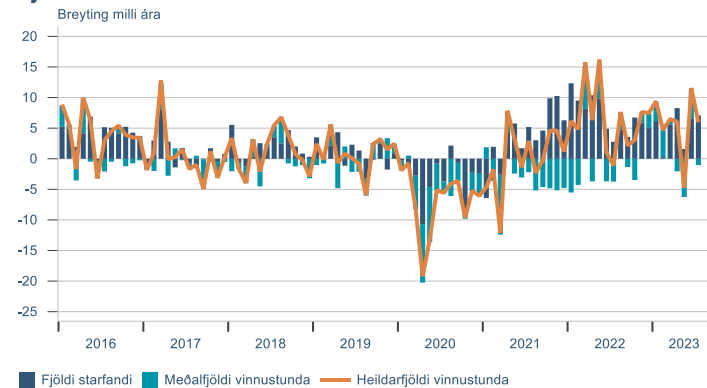
Atvinnuþáttaka



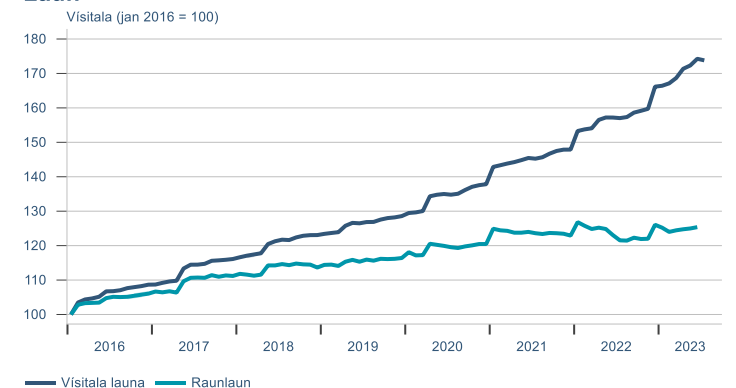
Laus störf



Fjöldi vinnustunda

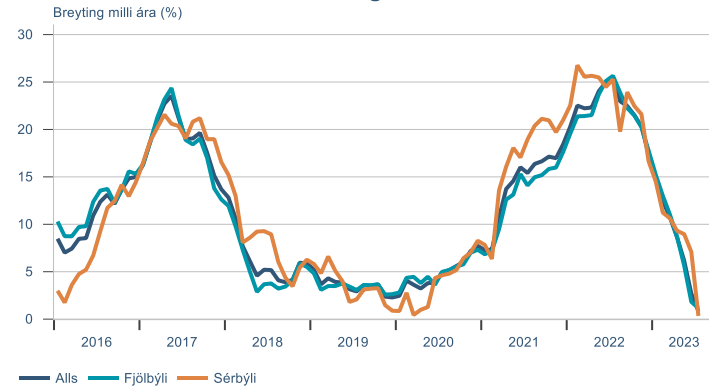


Laun

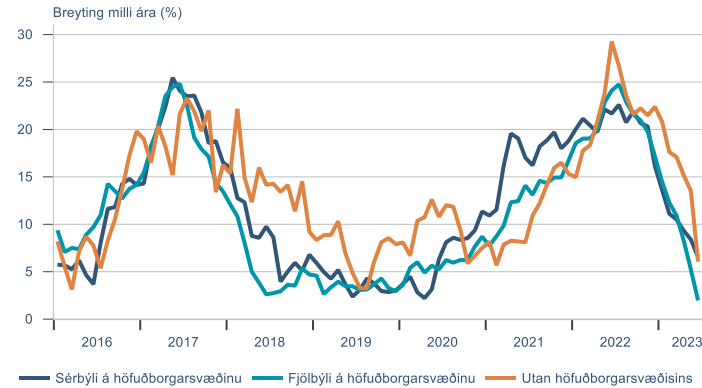


Fasteignamarkaðurinn

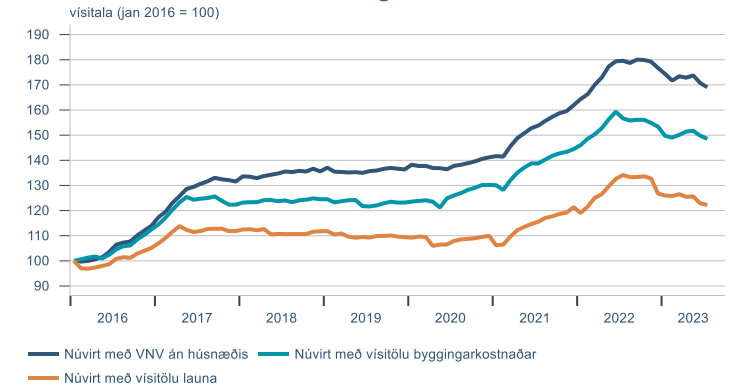
Vísitala íbúðaverðs á höfuðborgarsvæðinu



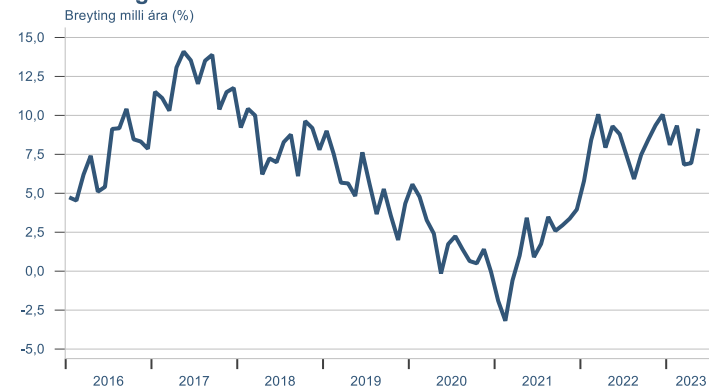
Vísitala markaðsverðs húsnæðis



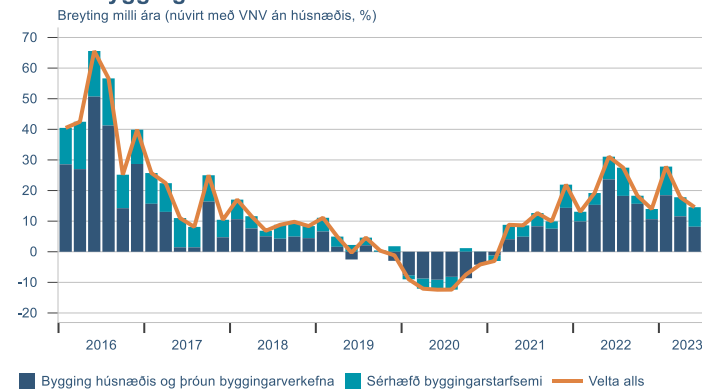
Vísitala íbúðaverðs á höfuðborgarsvæðinu



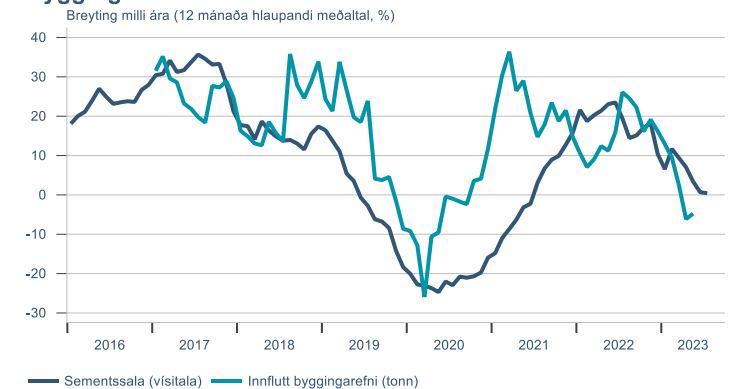
Vísitala leiguverðs



Velta í byggingariðnaði

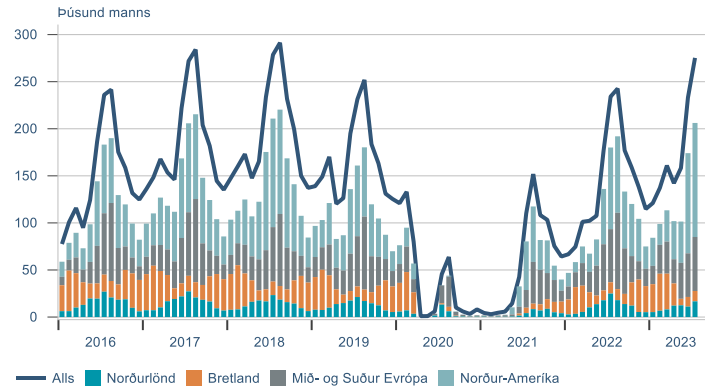


Byggingarvörur



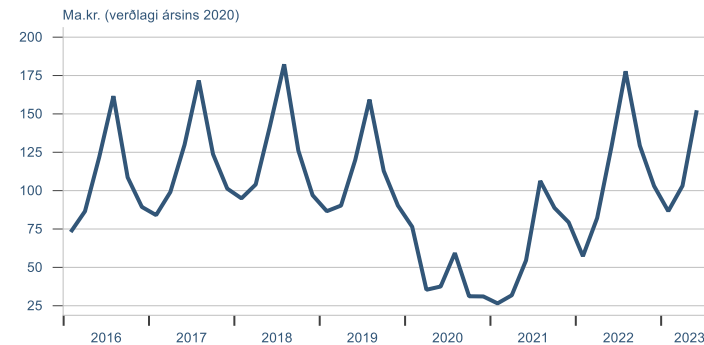
Ferðaþjónustan

Erlendir ferðamenn um Leifstöð

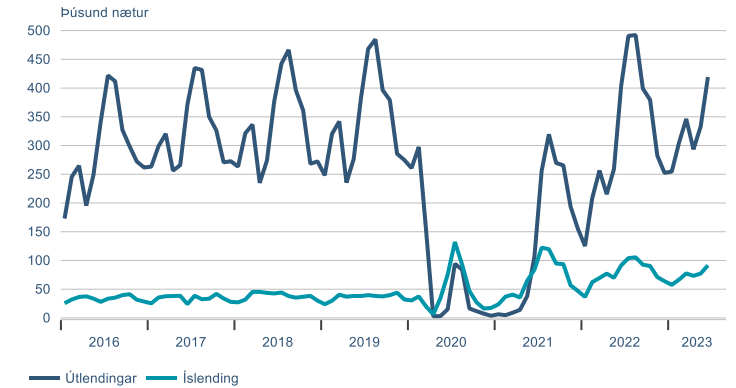


Velta í ferðaþjónustu

Velta á VSK-tímabili (2 mánuðir)



Gistinætur á hótélum



Velta erlendra greiðslukorta

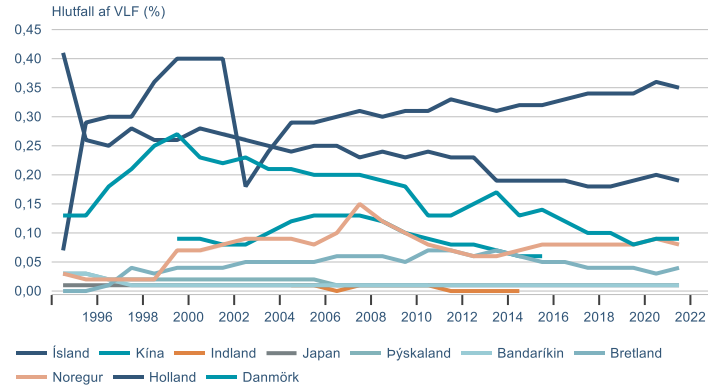


Fjöldi launagreiðenda í ferðaþjónustu

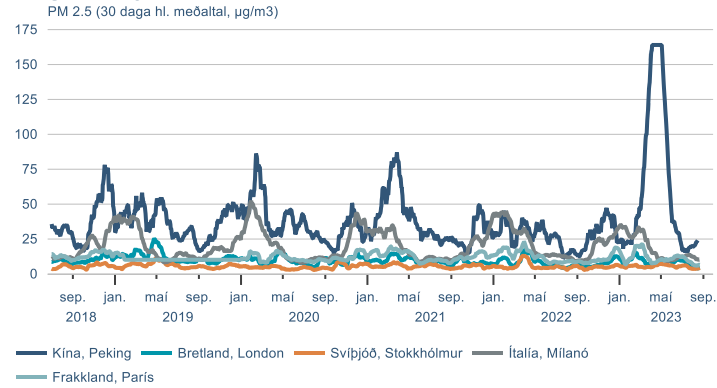


Sjálfbærni

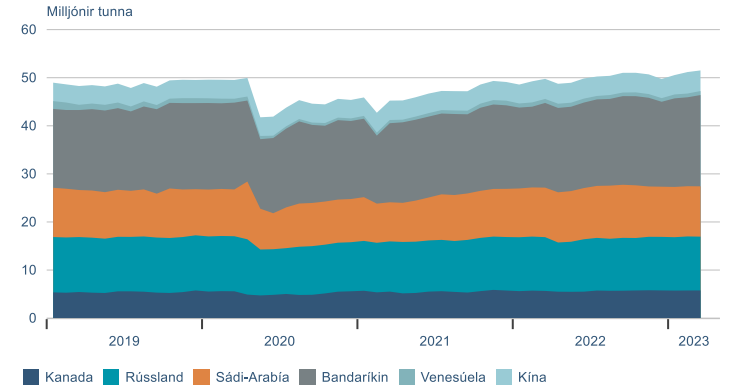
Umhverfisskattur



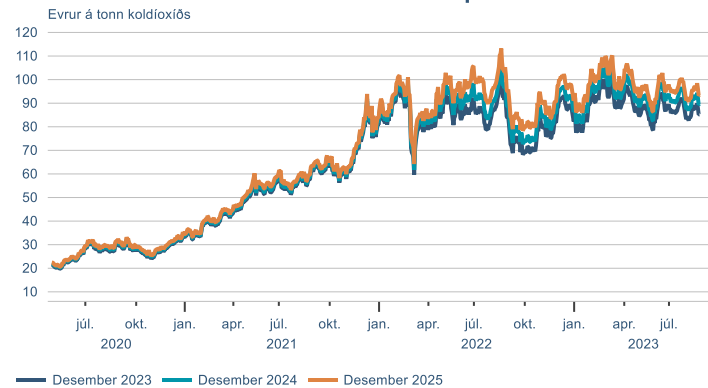
Magn svifryks



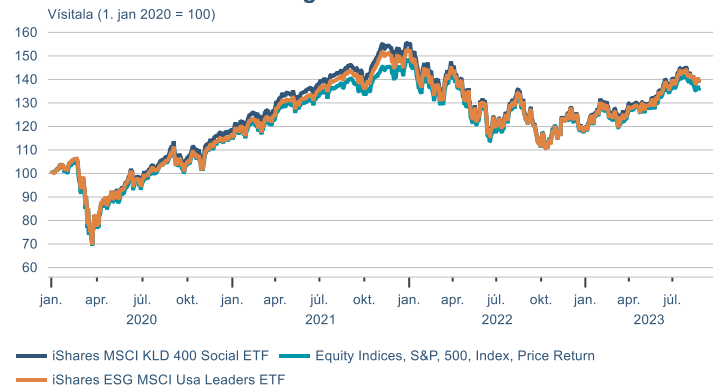
Framleiðsla hráolíu



EUA Losunarheimildir innan ETS viðskiptakerfisins



UFS Hlutabréfavisitölur og S&P 500

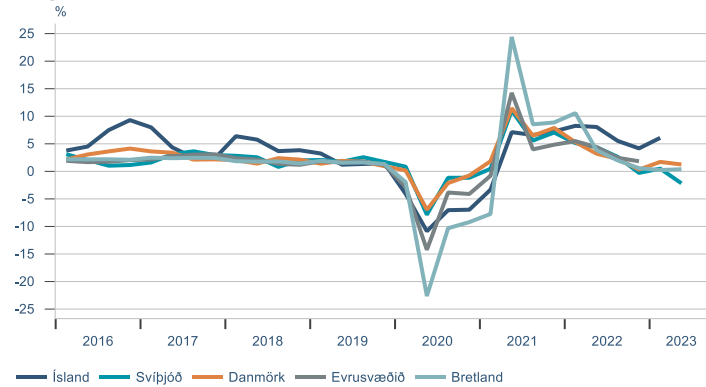


Hlutabréfavisitölur orkufyrirtækja (hluti af Eurofirst 300)

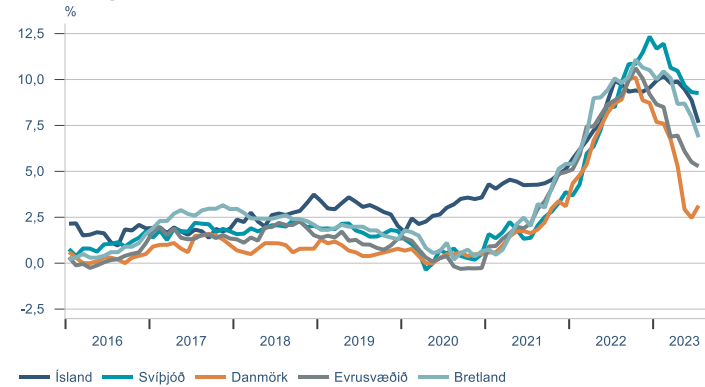


Alþjóðlegur samanburður

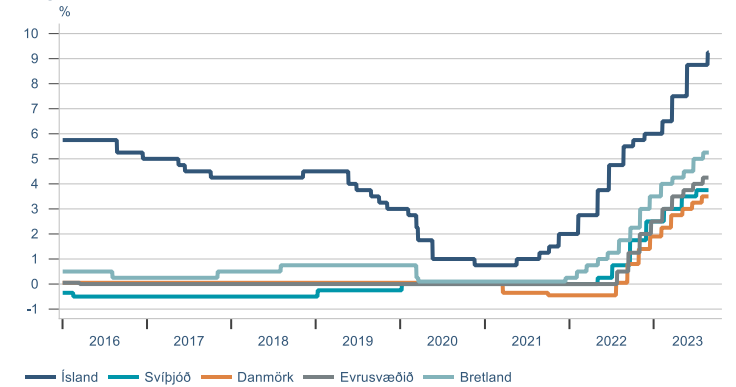
Hagvöxtur



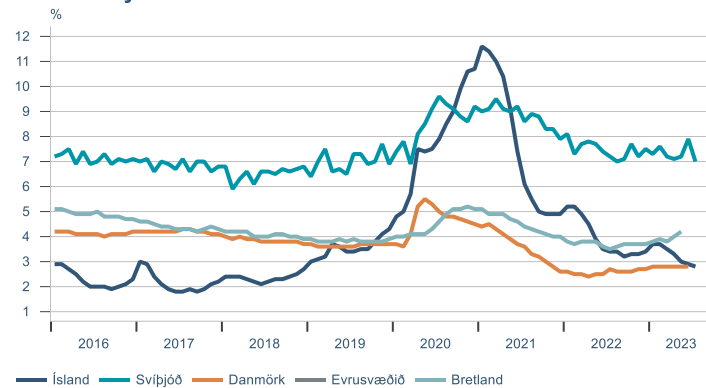
Verðbólga



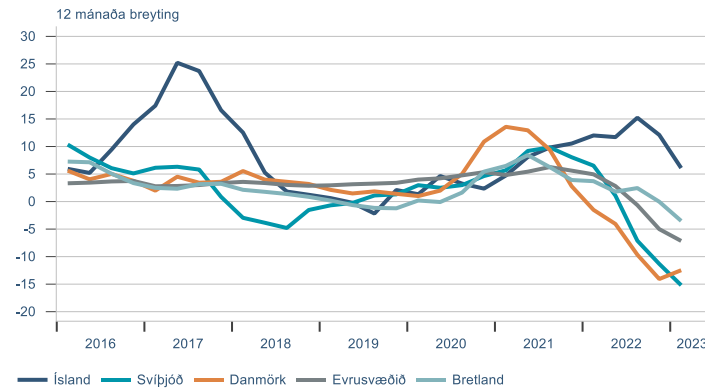
Stýrivextir



Atvinnuleysi



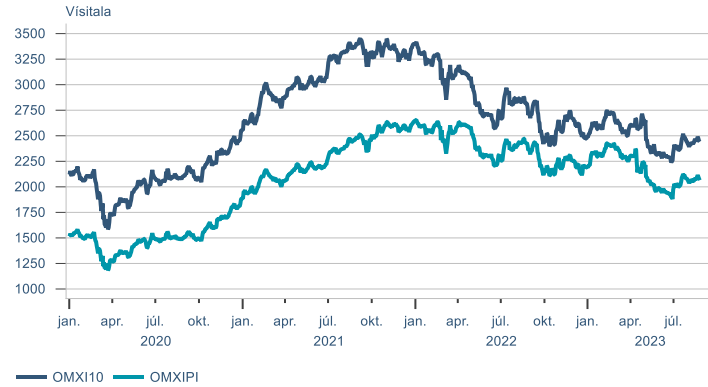
Rauverð íbúða



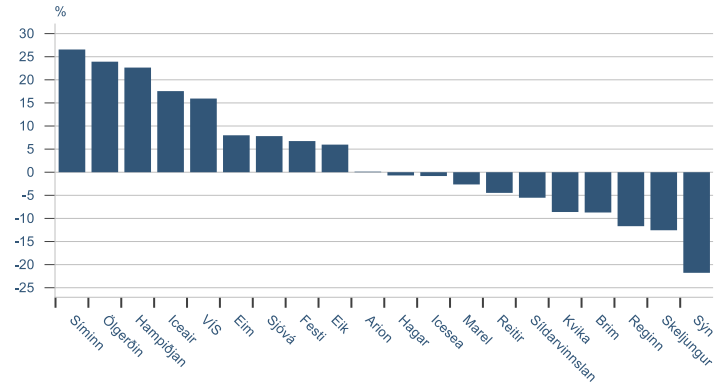
► Fjármálamarkaðir

Hlutabréf

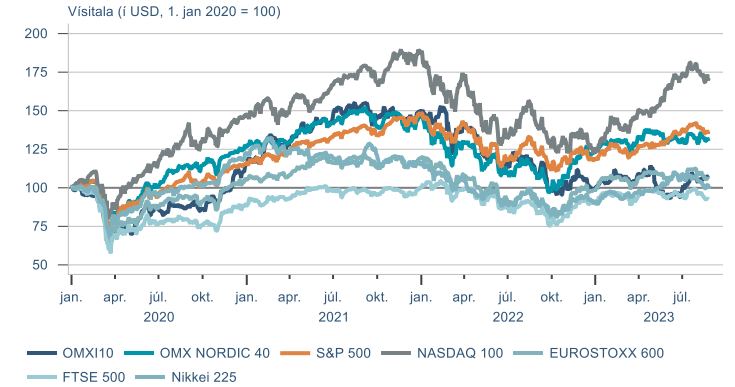
OMX-vísitölur



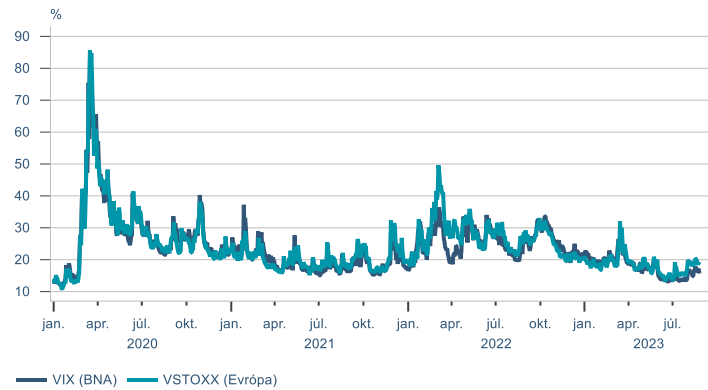
Það sem af er ári



Hlutabréfavisitölur

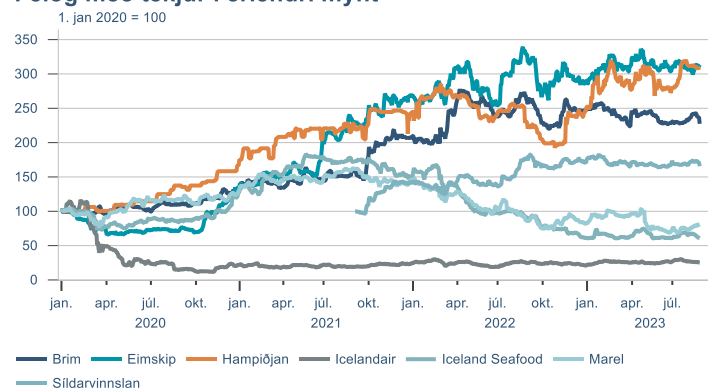


Vix-vísitölur



Hlutabréf

Félög með tekjur í erlendri mynt



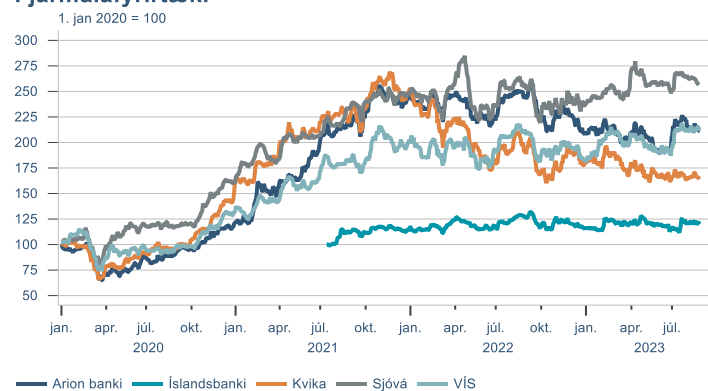
Heild- og smásala



Tæknifyrirtæki



Fjármálfyrirtæki

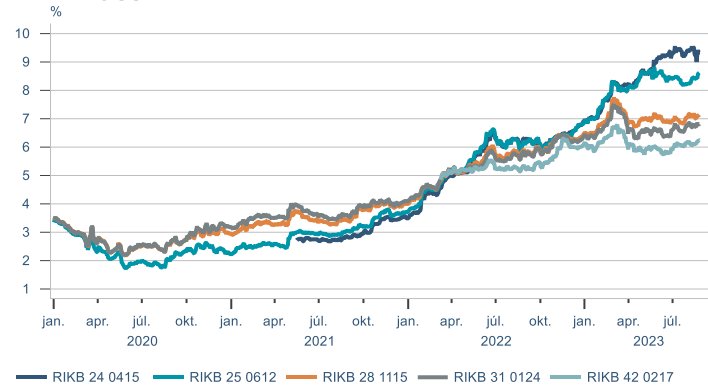


Fasteignafélög

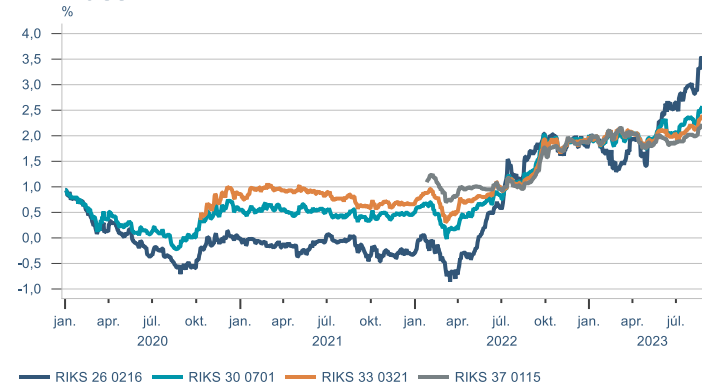


Skuldabréf

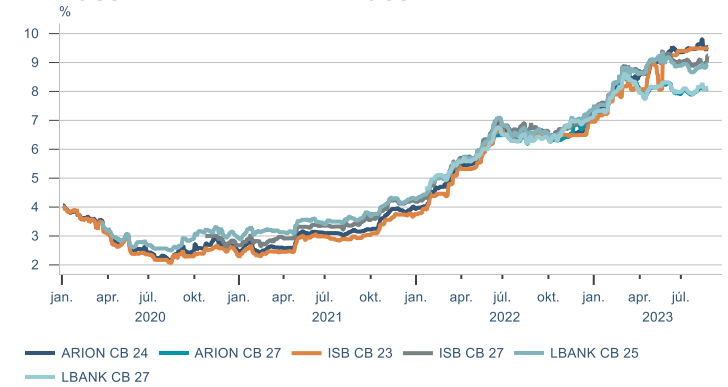
Óverðtryggð ríkisbréf



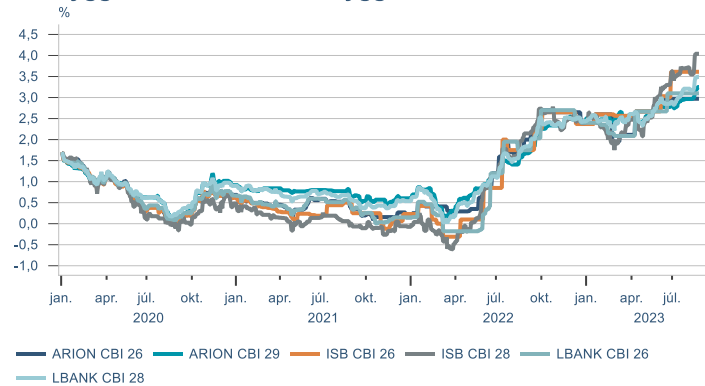
Verðtryggð ríkisbréf



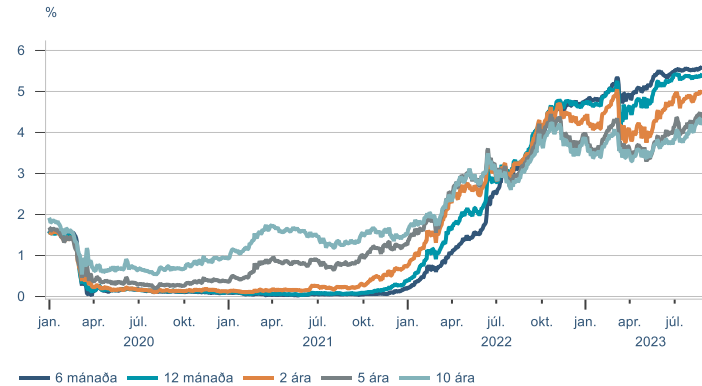
Sértryggð skuldabréf - óverðtryggð



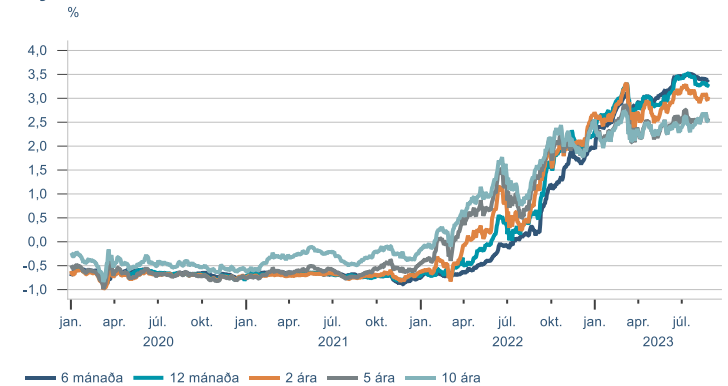
Sértryggð skuldabréf - verðtryggð



Bandarísk ríkisskuldabréf



Þýsk ríkisskuldabréf



Gjaldeyrir

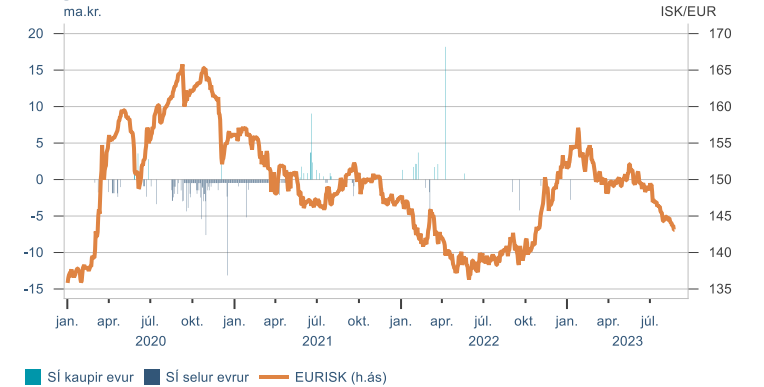
Gengi krónunnar



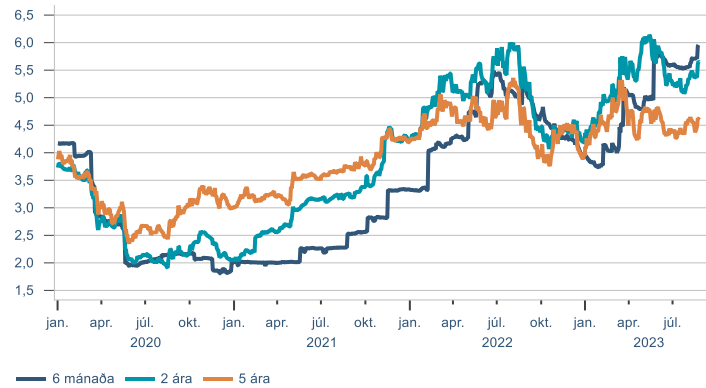
Gengisvitalan



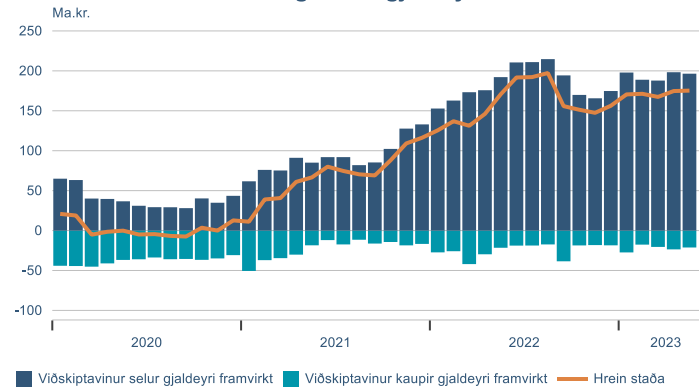
Inngrip SÍ



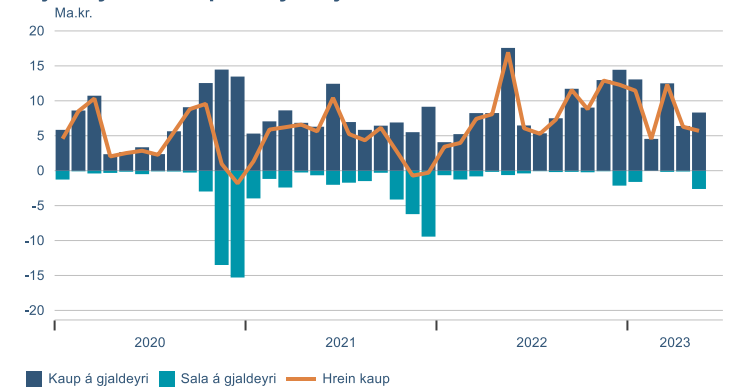
Vaxtamunur við evru



Staða framvirkra samninga með gjaldeyri

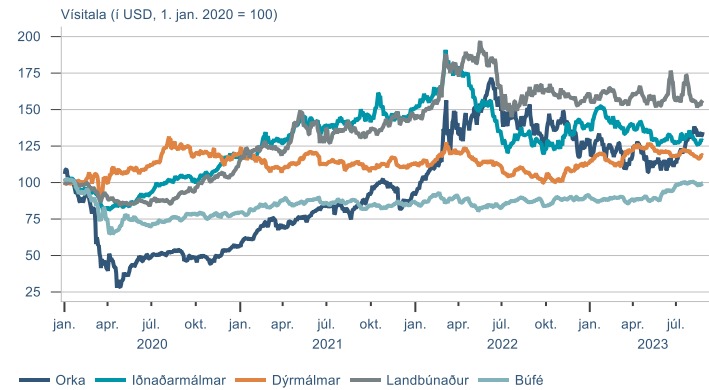


Gjaldeyrivíðskipti lífeyrissjóða



Hrávörur

S&P GSCI hrávörusítölur



Álverð

3 mánaða framvirk verð, LME



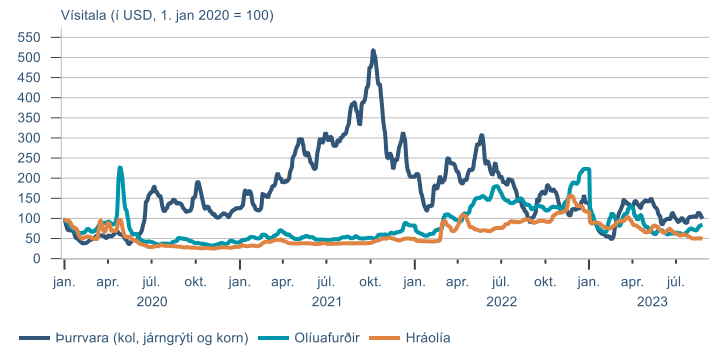
Heimsmarkaðsverð á olíu

Brent



Flutningskostnaður

Baltic exchange visitölur



Hlutabréf		ávöxtun			
		Áramót	1M	3M	12M
OMXI10	2440,8	-2,3%	-2,1%	5,2%	-13,3%
OMXI10GI	3066,5	0,5%	-2,1%	5,2%	-10,8%
Alvotek	1265,0	-14,5%	-8,3%	18,8%	-2,7%
Brim	79,8	-8,7%	-1,0%	-5,0%	-17,0%
Eimskip	536,0	5,8%	0,4%	1,1%	-8,2%
Hampiðjan	143,0	21,2%	-3,4%	15,3%	21,2%
Iceland Seafood	6,0	-0,8%	-11,8%	0,0%	-34,8%
Icelandair	1,9	17,6%	-11,0%	5,3%	-4,8%
Marel	475,0	-2,6%	6,5%	7,5%	-13,0%
Síldarvinnslan	112,5	-7,0%	-2,6%	-0,4%	-7,4%
Festi	191,0	6,7%	-0,8%	11,0%	-10,9%
Hagar	70,0	-4,1%	5,3%	7,7%	-2,8%
Skeljungur	13,5	-12,6%	-1,8%	4,3%	-23,3%
Ölgerðin	13,0	23,9%	0,0%	0,4%	22,7%
Nova	4,2	-1,6%	-3,2%	-7,8%	-12,2%
Síminn	10,1	-4,6%	0,0%	-2,9%	-4,6%
Sýn	46,0	-23,2%	0,0%	-5,0%	-33,2%
Arion	141,3	0,1%	-5,8%	8,7%	-15,6%
Íslandsbanki	117,0	2,6%	-2,5%	1,3%	-6,3%
Kvika	17,0	-8,6%	-2,9%	-3,7%	-17,7%
Sjóvá	34,1	7,8%	-2,8%	-0,6%	-0,6%
VÍS	19,0	15,9%	-1,0%	8,6%	0,5%
Eik	11,9	6,0%	-4,0%	7,2%	-9,4%
Reginn	24,2	-11,7%	-4,0%	4,3%	-26,7%
Reitir	83,5	-4,5%	-4,6%	7,1%	-11,4%

Leiðrétt fyrir aðgreiðslum

Gjaldeyri		ávöxtun			
		áramót	1M	3M	12M
GVT	187,0	-6,4%	-1,8%	-5,2%	-1,8%
EUR	143,1	-5,5%	-1,8%	-5,0%	2,0%
USD	132,4	-6,8%	0,4%	-5,7%	-5,9%
GBP	167,1	-2,2%	-1,2%	-3,8%	0,4%
DKK	19,2	-5,8%	-1,8%	-5,1%	1,8%
SEK	12,0	-11,7%	-5,1%	-7,8%	-9,5%
NOK	12,4	-13,8%	-4,8%	-3,0%	-14,6%
CHF	149,6	-2,7%	-1,4%	-3,6%	2,5%
JPY	0,91	-15,8%	-2,8%	-9,9%	-12,0%

Hlutabréfavisitölur		ávöxtun			
		áramót	1M	3M	12M
OMXI10	2440,8	-2,3%	-2,1%	5,2%	-13,3%
OMXN40	2287,3	5,2%	-1,0%	-0,2%	6,4%
S&P 500	4405,7	14,7%	-3,5%	6,1%	4,9%
FTSE 100	7338,6	-1,5%	-4,6%	-3,1%	-1,9%

Ríkisskuldabréf	krafa	verð	meðalt.	ávöxtun			
				áramót	1M	3M	12M
RIKB 24 0415	9,46%	95,9	0,6	2,9%	0,7%	2,0%	4,3%
RIKB 25 0612	8,62%	99,0	1,7	1,7%	0,1%	2,3%	2,1%
RIKB 26 1015	7,81%	97,1	2,8		0,1%	3,3%	
RIKB 28 1115	7,14%	90,9	4,5	1,2%	-0,7%	2,0%	0,1%
RIKB 31 0124	6,82%	98,2	5,9	1,7%	-0,9%	0,9%	0,0%
RIKB 42 0217	6,24%	81,2	11,9	2,6%	-1,3%	-0,9%	-4,6%
RIKS 26 0216	3,56%	95,2	2,4	3,3%	-1,0%	-1,6%	4,4%
RIKS 30 0701	2,58%	104,1	6,2	3,6%	-1,3%	-1,2%	0,6%
RIKS 33 0321	2,41%	105,0	8,4	3,5%	-2,1%	-0,9%	-1,4%
RIKS 37 0115	2,23%	85,9	12,4	2,6%	-2,8%	-1,7%	-5,4%

Þessi umfjöllun og/eða samantekt er markaðsefni sem er ætlað til upplýsinga en felur hvorki í sér fjárfestingarráðgjöf né óháða fjárfestingargreiningu. Lagakröfur sem gilda um fjárfestingarráðgjöf og fjárfestingargreiningar eiga því ekki við, þar með talið bann við viðskiptum fyrir dreifingu. Umfjöllunin er unnin út frá opinberum upplýsingum frá aðilum sem Landsbankinn telur áreiðanlega, en bankinn getur ekki ábyrgst réttmæti upplýsinganna. Landsbankinn tekur enga ábyrgð á tjóni sem gæti hlotist af notkun upplýsinganna sem hér eru settar fram.

Upplýsingar um fyrri árangur fjármálagerninga eða -vísitalna sýna nafnávöxtun, nema annað sé tekið fram. Ef árangur byggir á erlendum gjaldmiðli getur ávöxtun aukist eða minnkað vegna gengissveiflna. Árangur í fortíð gefur ekki áreiðanlega vísbendingu um framtíðarárangur. Nánari upplýsingar um fyrri árangur fjármálagerninga og -vísitalna má finna á [vef Landsbankans](#), þ.m.t. um ávöxtun síðastliðinna 5 ára.

Verðbréfavíðskipti fela í sér áhættu og eru lesendur hvattir til að kynna sér [áhættulýsingu vegna viðskipta með fjármálagerninga](#) og [stefnu Landsbankans um hagsmunaárekstra](#) á vef Landsbankans.

Landsbankinn er viðskiptabanki sem starfar samkvæmt lögum nr. 161/2002, um fjármálafyrirtæki, og starfar undir leyfi og eftirliti fjármálaeftirlits Seðlabanka Íslands (www.fme.is).