



Vikubyrjun 30. maí 2023

Hagfræðideild



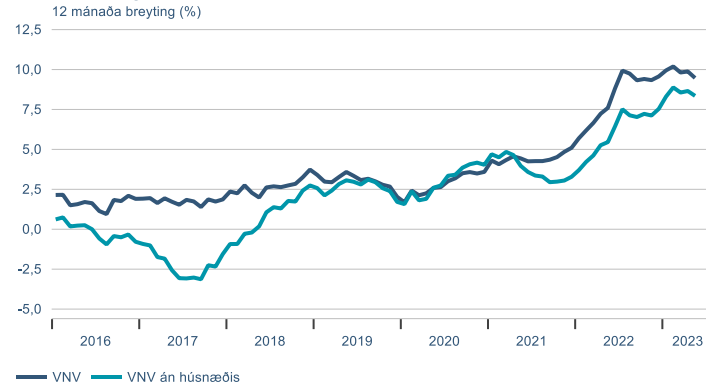
Dagatal

Vikud.	Dag.	kl.	Viðburður	Tímabil	Birtingaraðili
þri	30. maí.		Viðskipti með atvinnuhúsnæði	apr	HMS
		09:00	Lánasjóðir ríkisins	apr	Seðlabankinn
		09:00	Verðbr.-, fjárfest.- og fagfjárfestasjóðir	apr	Seðlabankinn
		09:00	Önnur fjármálafyrirtæki	apr	Seðlabankinn
mið	31. maí.	09:00	Þjóðhagsreikningar	1. ársfj.	Hagstofan
			Árshlutauppgjör	1. ársfj.	Sjóvá
			Birting fasteignamats	2024	HMS
			Ferðaþjónustan í tölum	maí	Ferðamálastofa
		09:00	Tekjuskiptingaruppgjör heimilageirans (áætlun)	1. ársfj.	Hagstofan
		09:00	Aflaverðmæti	1. ársfj.	Hagstofan
		09:00	Gistinætur	apr	Hagstofan
		09:00	Vöruviðskipti (uppfærðar tölur)	apr	Hagstofan
		09:00	Staða markaðsverðbréfa	apr	Seðlabankinn
fim	1. jún.	09:00	Greiðslujöfnuður	1. ársfj.	Seðlabankinn
		09:00	Erlend staða þjóðarbúsins	1. ársfj.	Seðlabankinn
		09:00	Erlendar skuldir	1. ársfj.	Seðlabankinn
			Aðalfundur		Hagar
fös	2. jún.		Útboð ríkisbréfa		Lánamál ríkisins

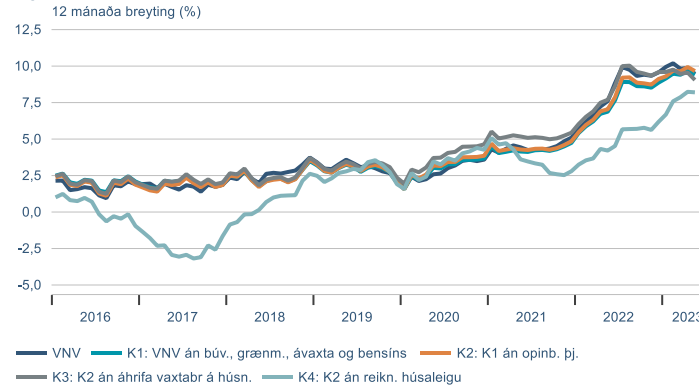
▶ Efnahagsmál

Verðlag

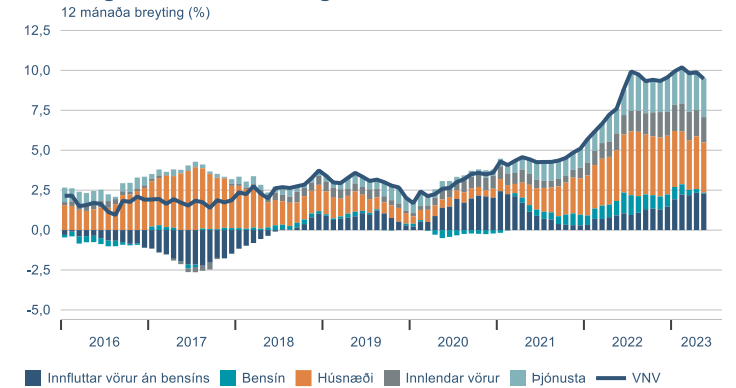
Visitala neysluverðs



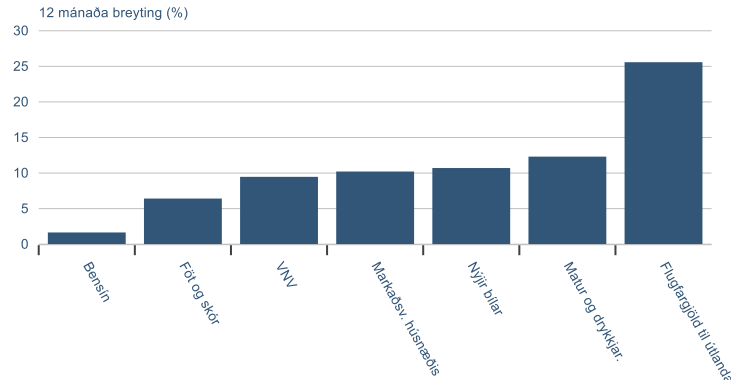
Kjarnavísitölur



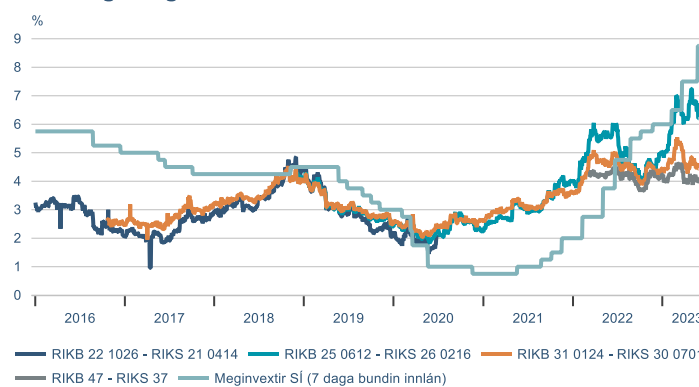
Framlag undirliða verðbólgu



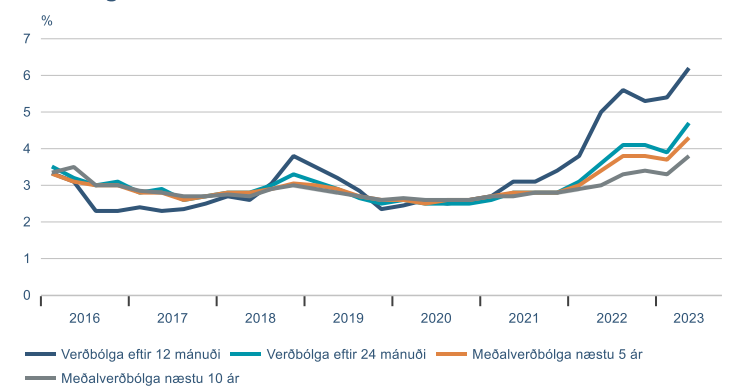
Valdir undirliðir



Verðbólguálag á skuldabréfamarkaði

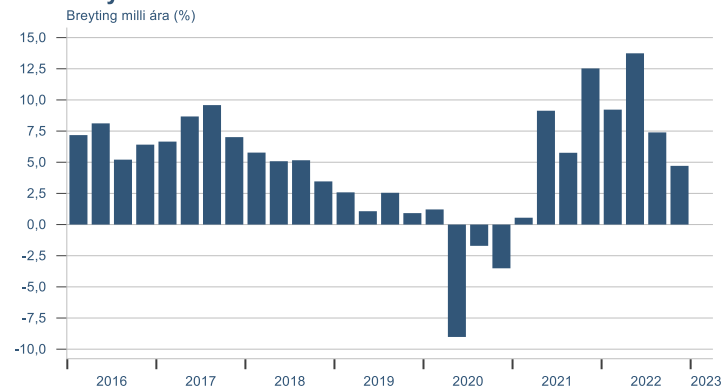


Væntingakönnun markaðsaðila

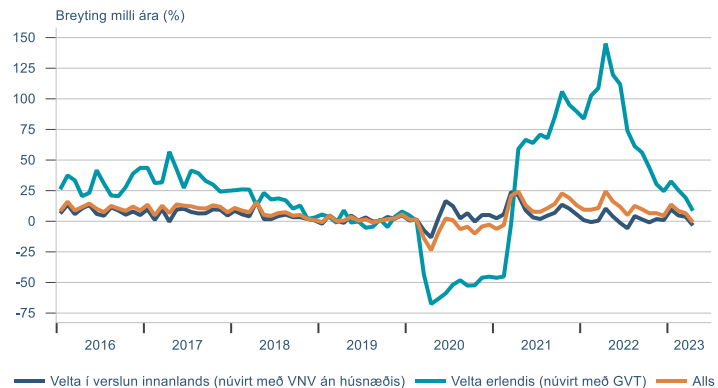


Heimilin

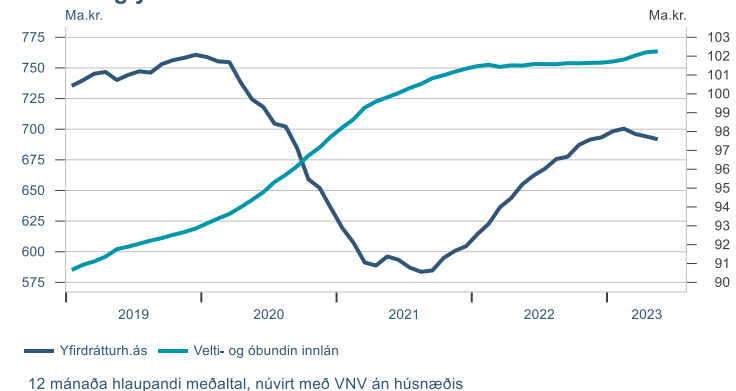
Einkaneysla



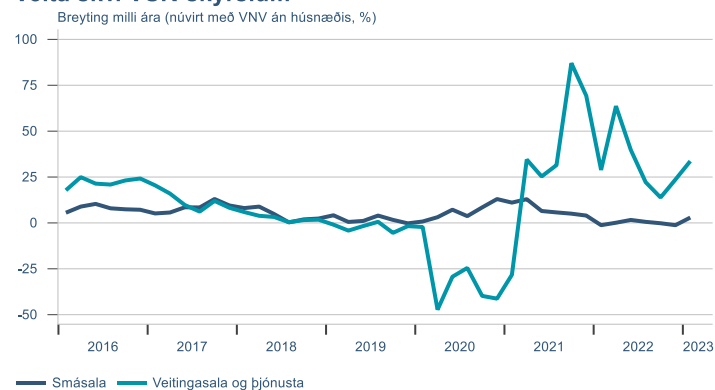
Greiðslukortavelta



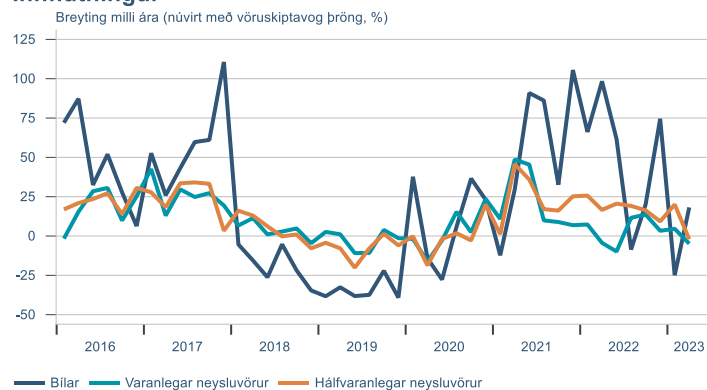
Innlán og yfirdráttur heimilana



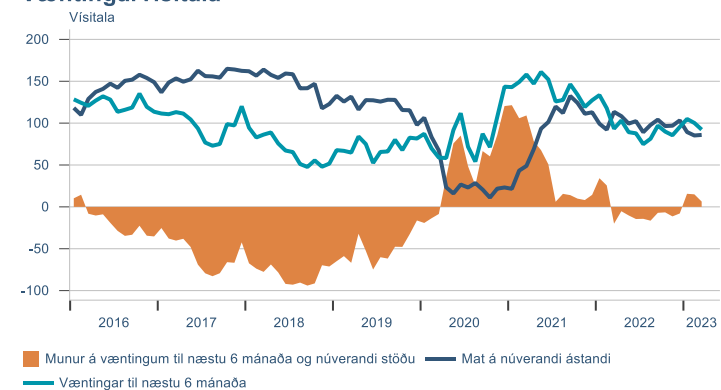
Velta skv. VSK-skýrslum



Innflutningur

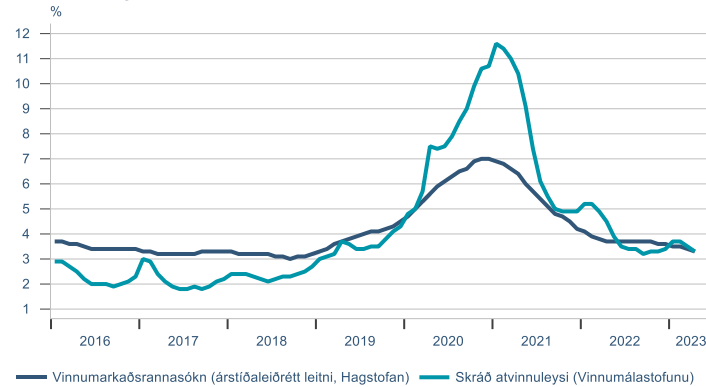


Væntingarvísitala

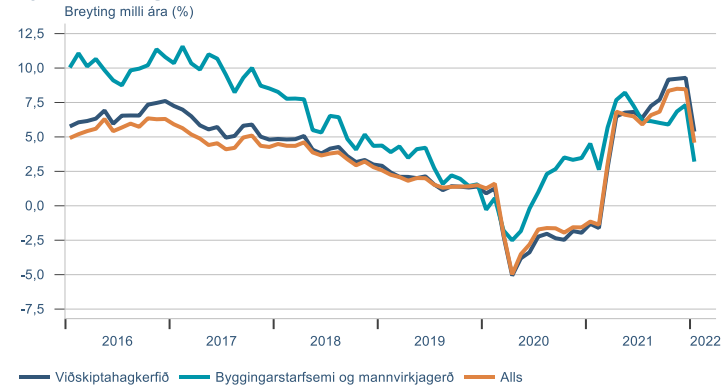


Vinnumarkaðurinn

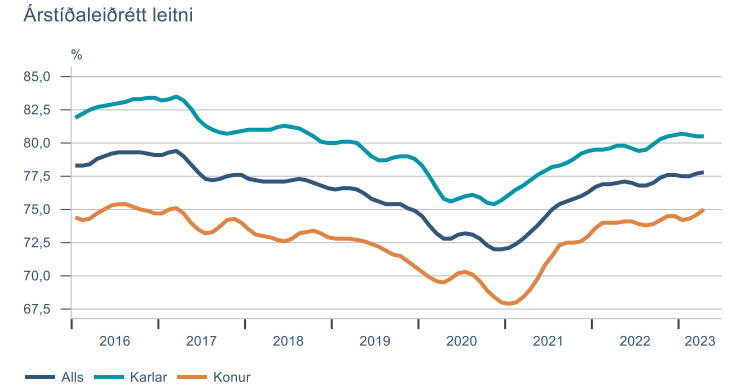
Atvinnuleysi



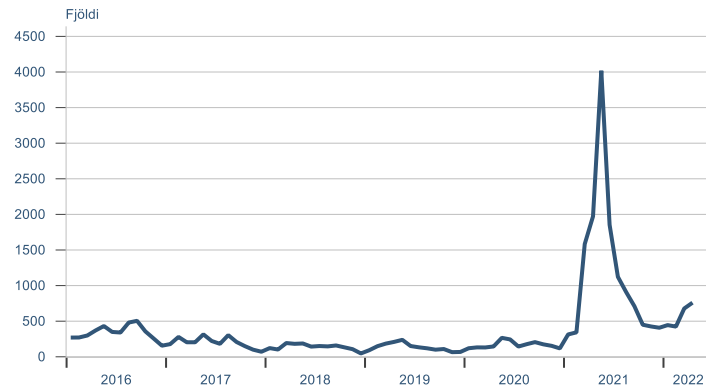
Fjöldi launagreiðenda



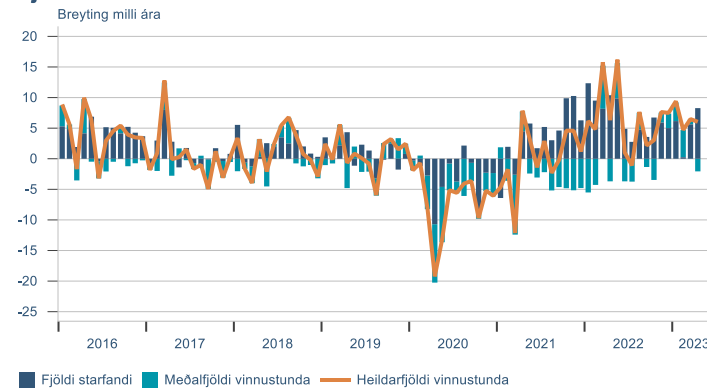
Atvinnuþáttaka



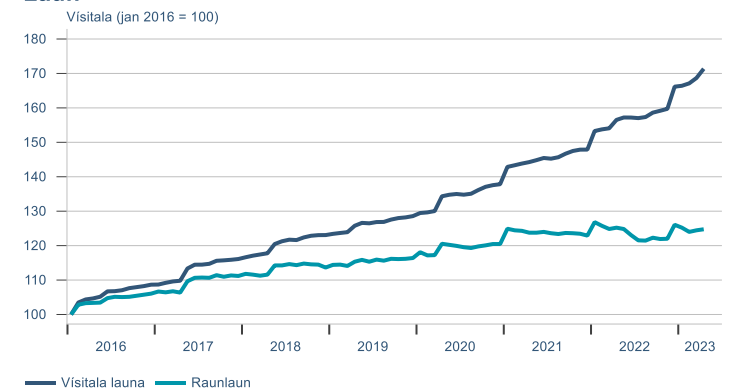
Laus störf



Fjöldi vinnustunda

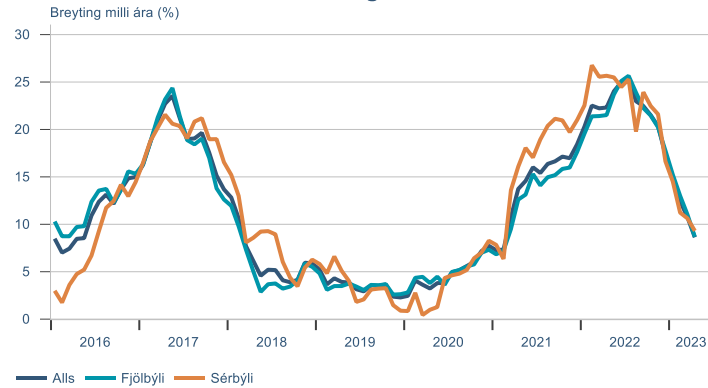


Laun

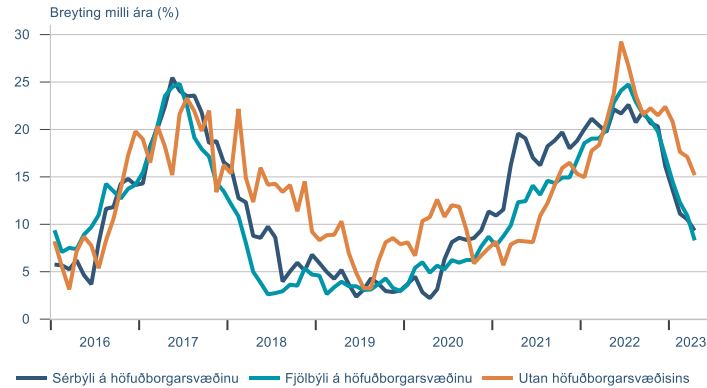


Fasteignamarkaðurinn

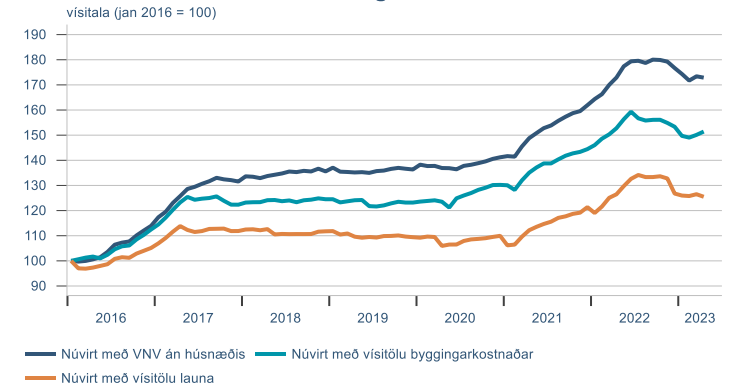
Vísitala íbúðaverðs á höfuðborgarsvæðinu



Vísitala markaðsverðs húsnæðis



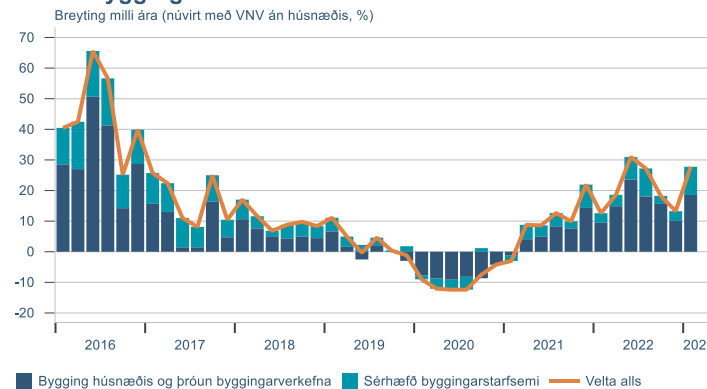
Vísitala íbúðaverðs á höfuðborgarsvæðinu



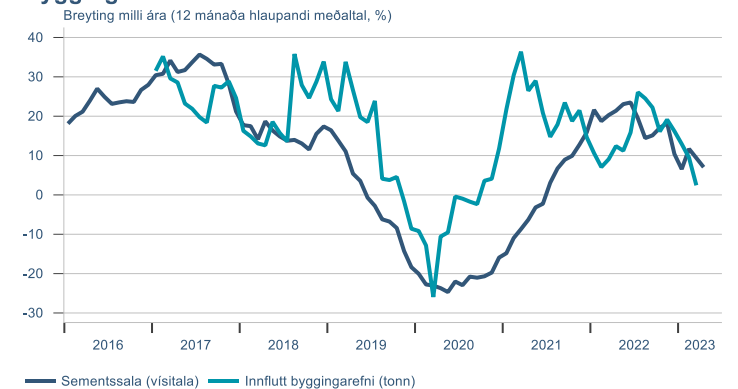
Vísitala leiguverðs



Velta í byggingariðnaði

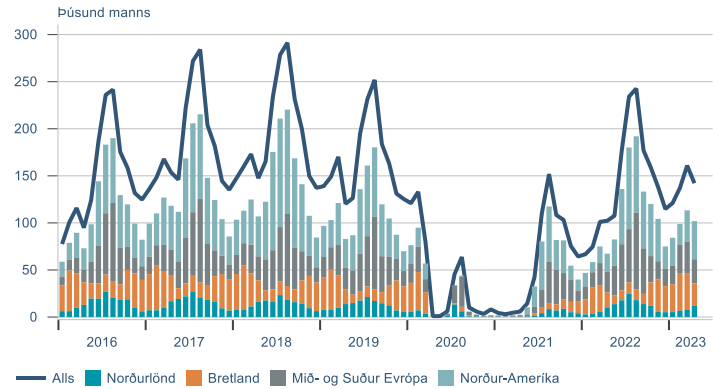


Byggingarvörur



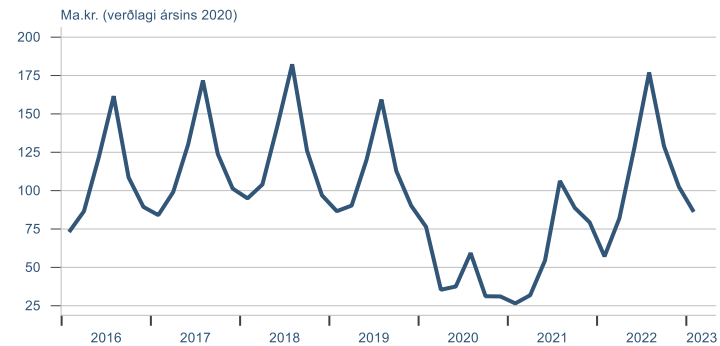
Ferðaþjónustan

Erlendir ferðamenn um Leifstöð



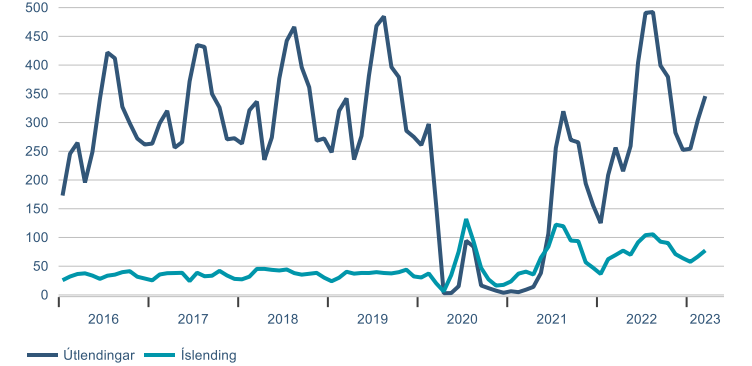
Velta í ferðaþjónustu

Velta á VSK-tímabili (2 mánuðir)



Gistinætur á hótélum

Þúsund nætur



Velta erlendra greiðslukorta

ma.kr. (föstu gengi)

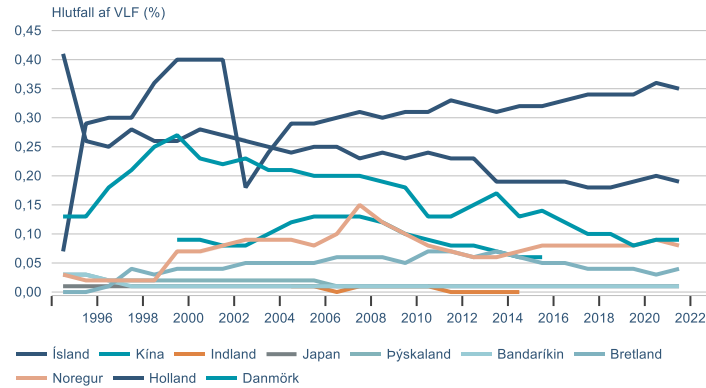


Fjöldi launagreiðenda í ferðaþjónustu

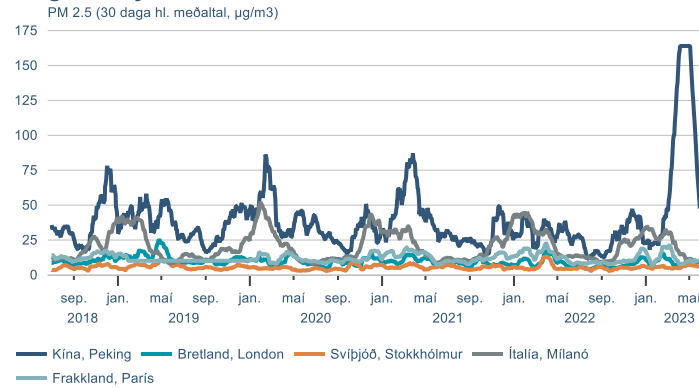


Sjálfbærni

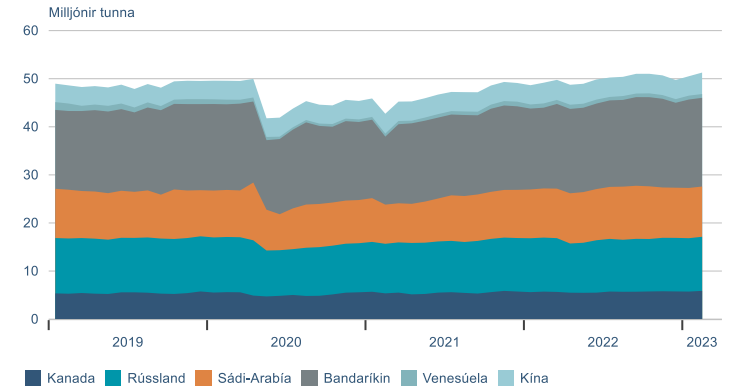
Umhverfisskattur



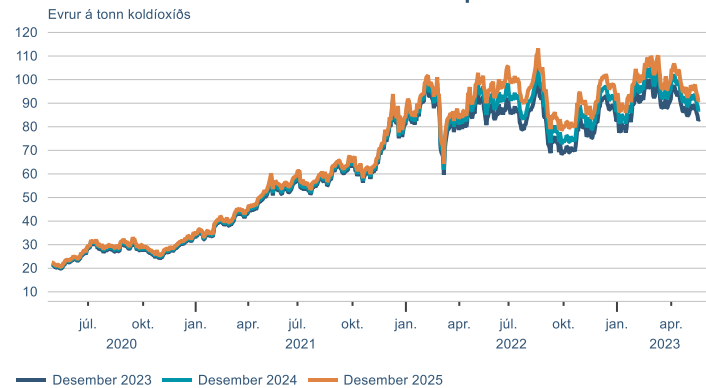
Magn svifryks



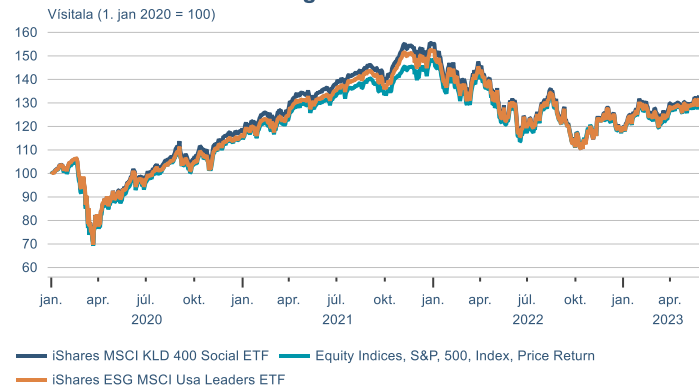
Framleiðsla hráolíu



EUA Losunarheimildir innan ETS viðskiptakerfisins



UFS Hlutabréfavisitölur og S&P 500

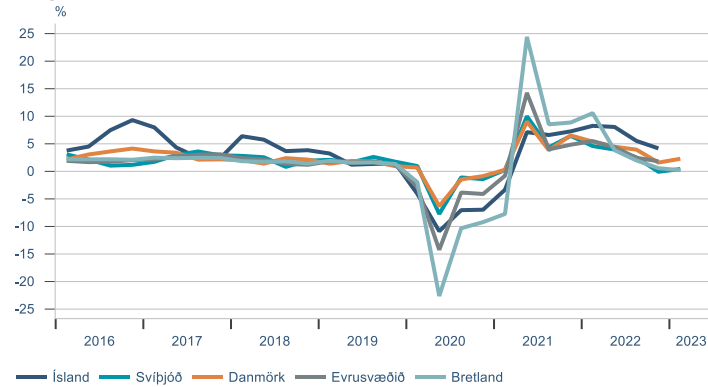


Hlutabréfavisitölur orkufyrirtækja (hluti af Eurofirst 300)

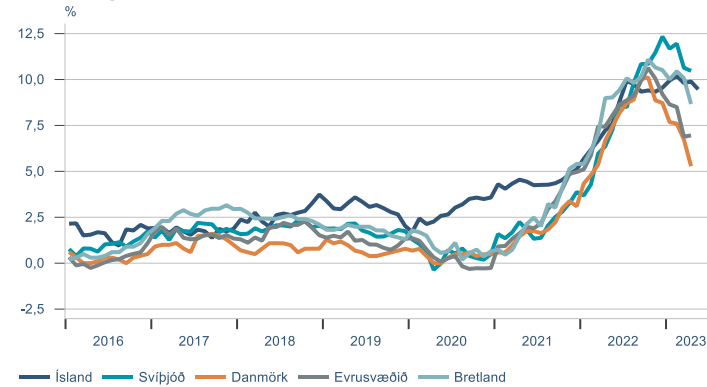


Alþjóðlegur samanburður

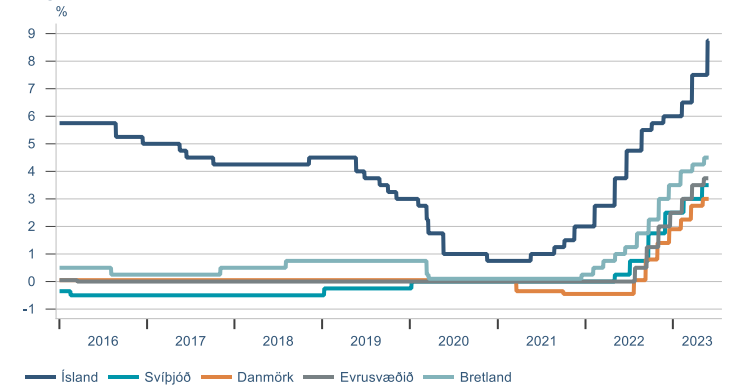
Hagvöxtur



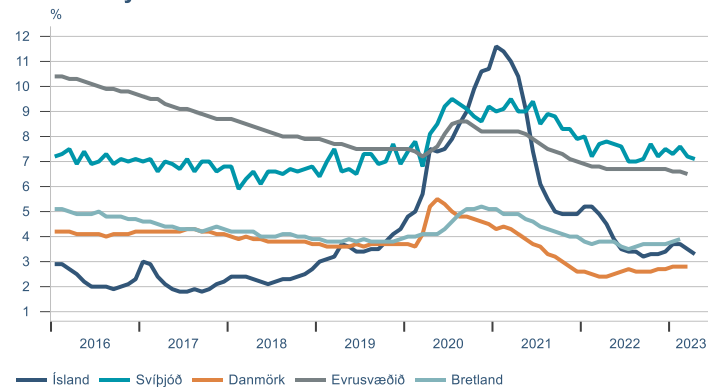
Verðbólga



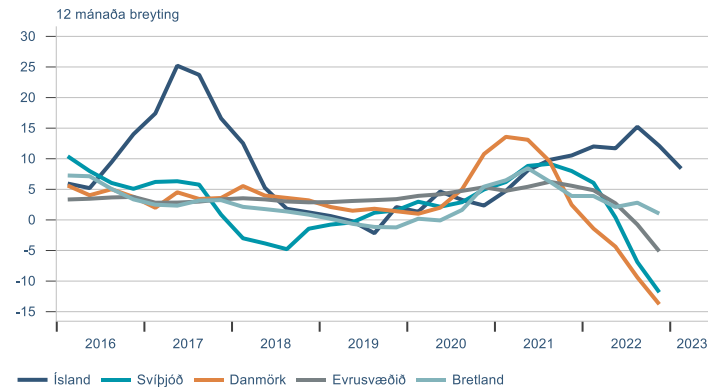
Stýrivextir



Atvinnuleysi



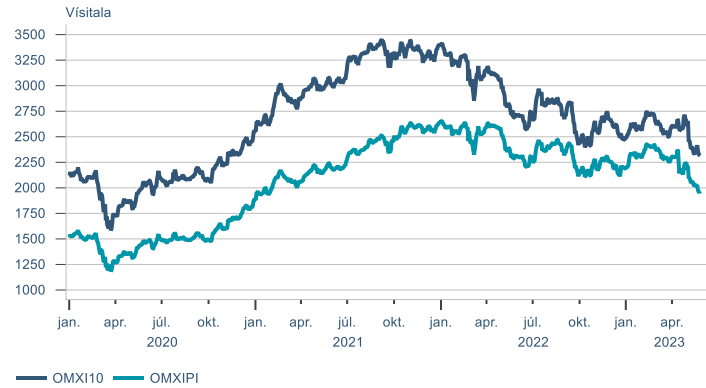
Rauverð íbúða



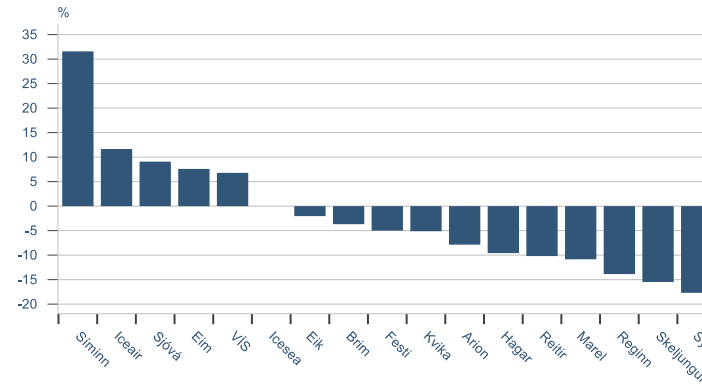
► Fjármálamarkaðir

Hlutabréf

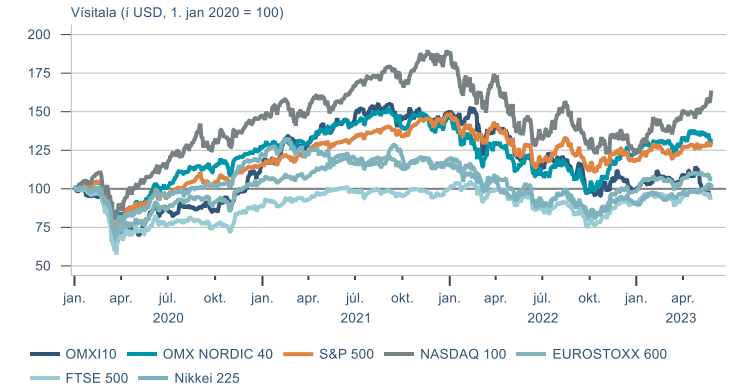
OMX-vísitölur



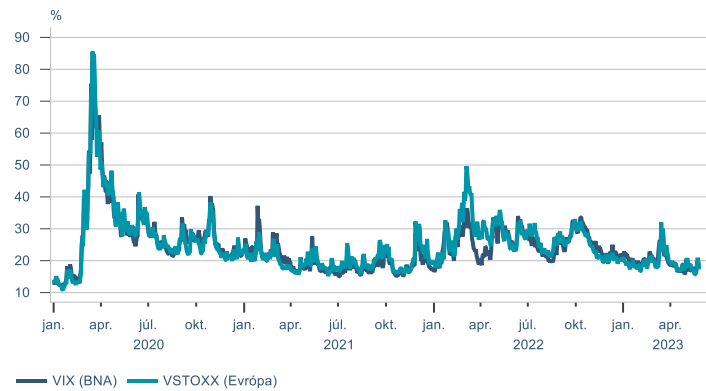
Það sem af er ári



Hlutabréfavisitölur

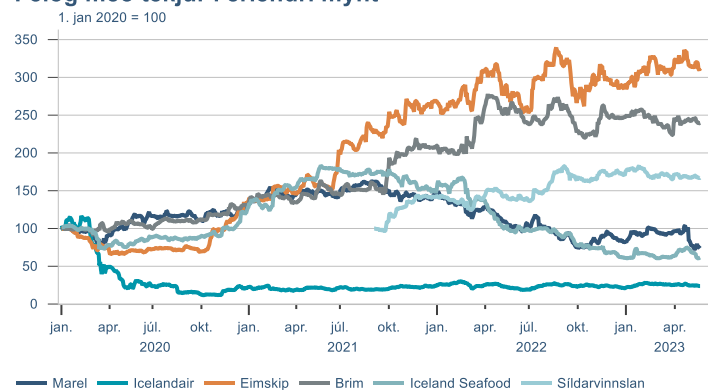


Vix-vísitölur



Hlutabréf

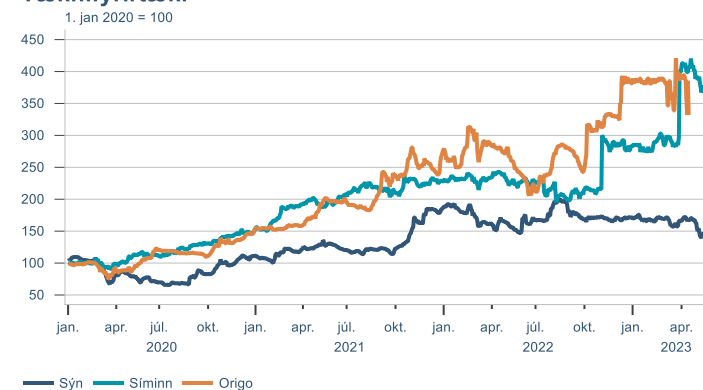
Félög með tekjur í erlendri mynt



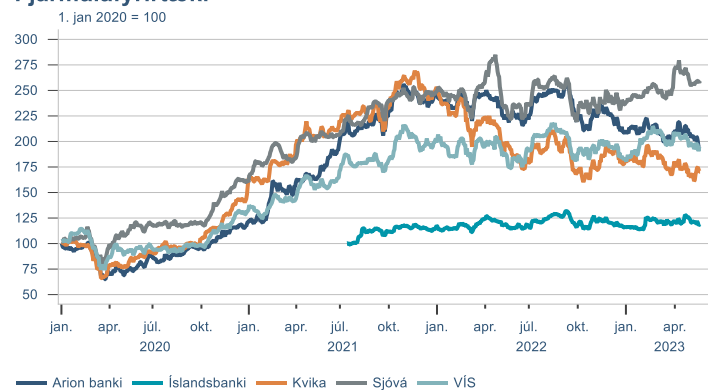
Smásala



Tæknifyrirtæki



Fjármálfyrirtæki

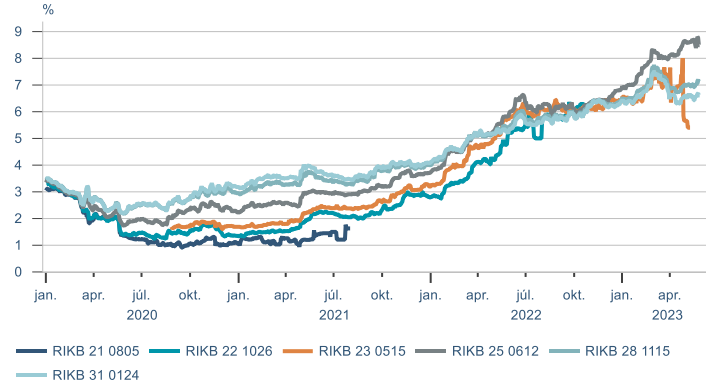


Fasteignafélög

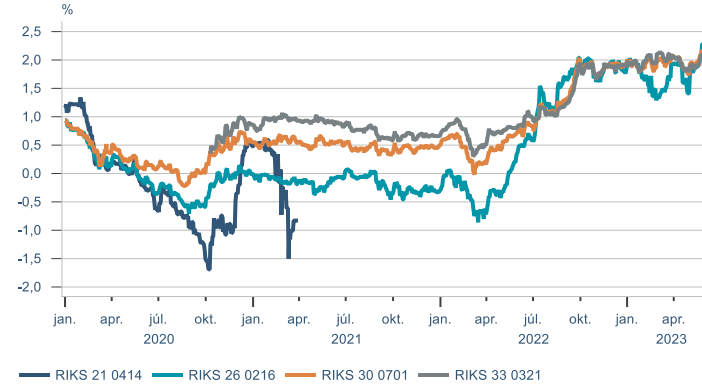


Skuldabréf

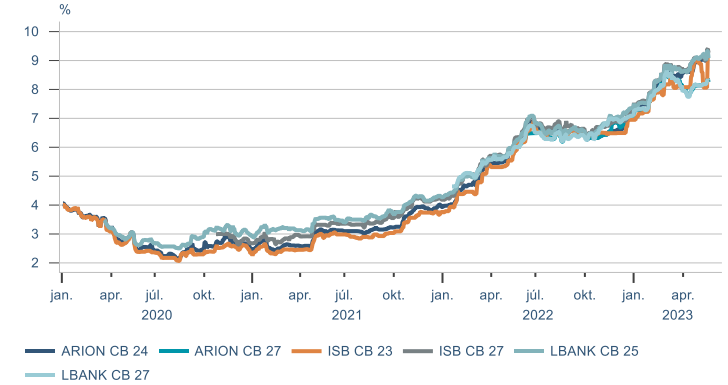
Óverðtryggð ríkisbréf



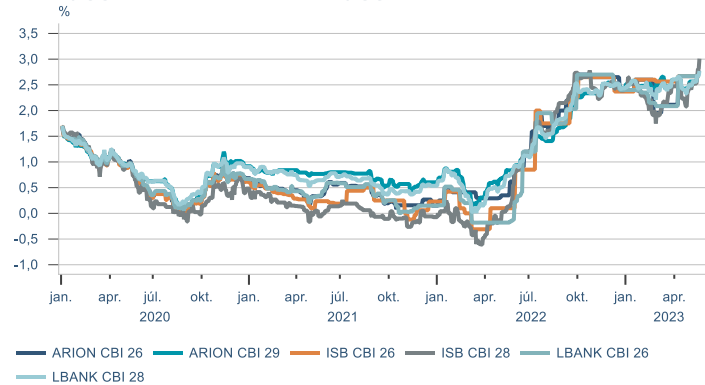
Verðtryggð ríkisbréf



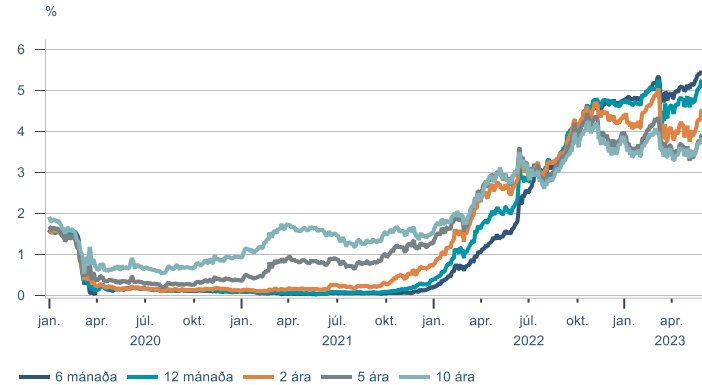
Sértryggð skuldabréf - óverðtryggð



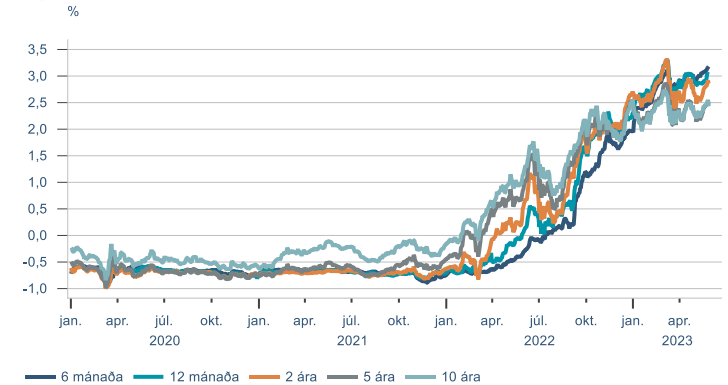
Sértryggð skuldabréf - verðtryggð



Bandarísk ríkisskuldabréf



Pýsk ríkisskuldabréf

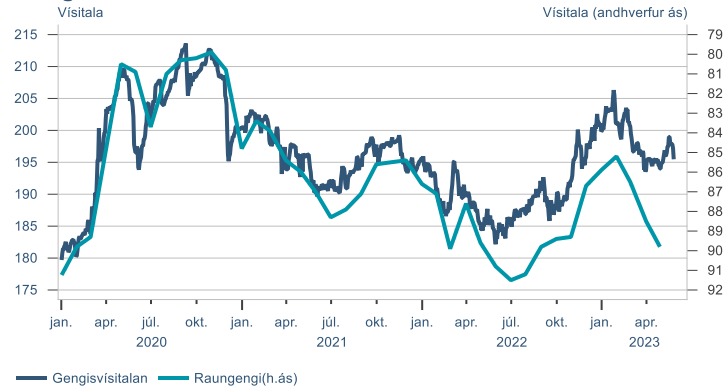


Gjaldeyrir

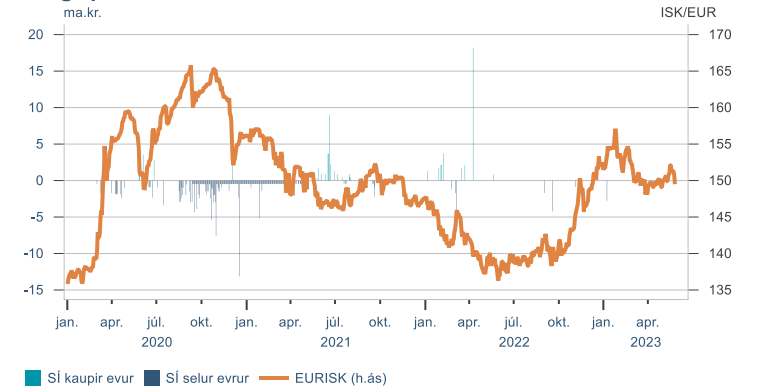
Gengi krónunnar



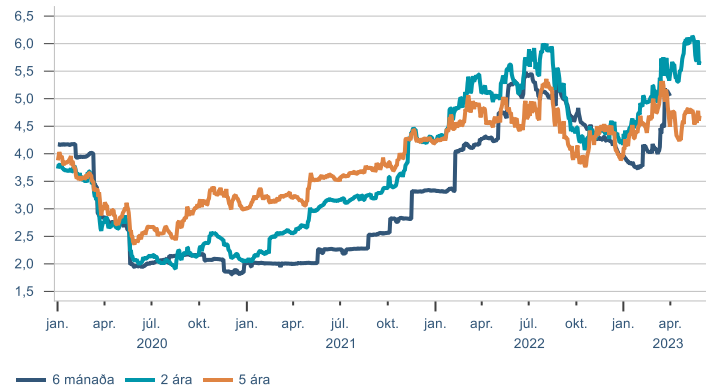
Gengisvísitalan



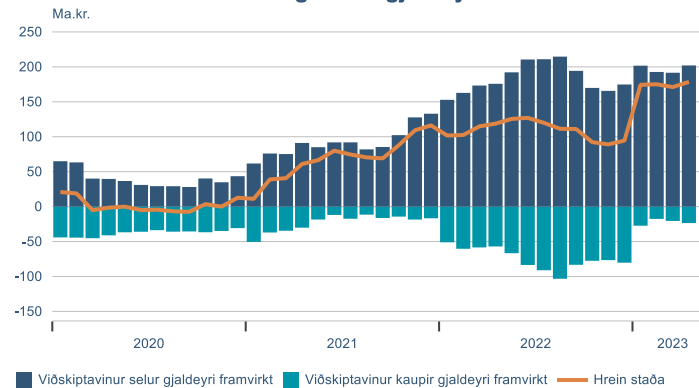
Inngrip SÍ



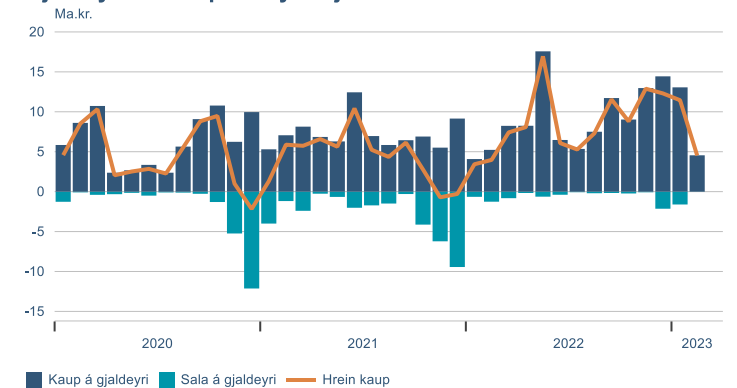
Vaxtamunur við evru



Staða framvirkra samninga með gjaldeyri

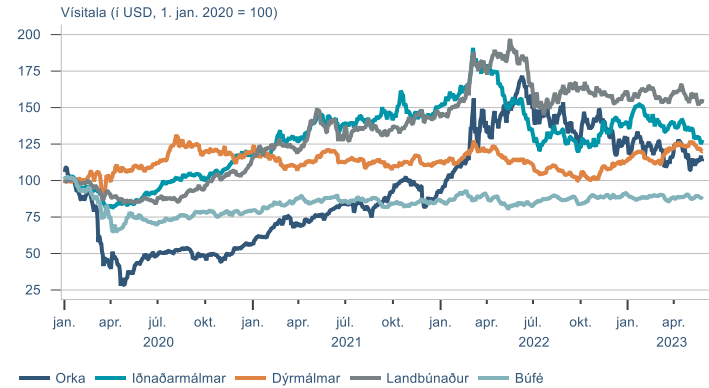


Gjaldeyrsviðskipti lífeyrissjóða



Hrávörur

S&P GSCI hrávörusíðitölur



Álverð

3 mánaða framvirk verð, LME



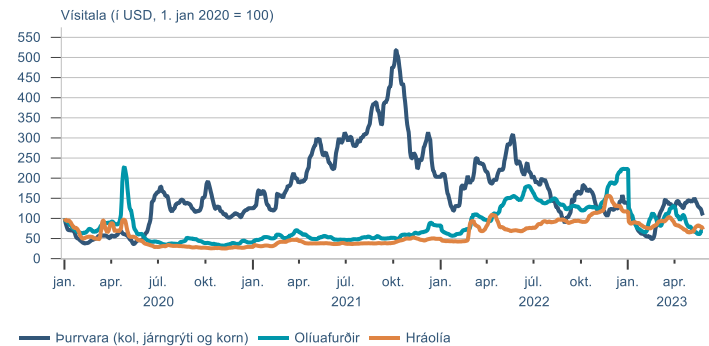
Heimsmarkaðsverð á olíu

Brent



Flutningskostnaður

Baltic exchange visitölur



Hlutabréf		ávöxtun			
		Áramót	1M	3M	12M
OMXI10	2313,5	-7,4%	-14,8%	-14,9%	-14,0%
OMXI10GI	2906,5	-4,7%	-14,8%	-12,5%	-11,4%
Alvotek	1120,0	-24,3%	-12,5%	-44,0%	
Brim	84,2	-3,7%	-0,9%	-2,1%	-9,7%
Eimskip	534,0	5,4%	-6,6%	-5,4%	13,0%
Iceland Seafood	6,1	0,0%	-15,4%	0,0%	-35,6%
Icelandair	1,8	11,7%	-11,3%	-12,6%	13,2%
Marel	435,0	-10,8%	-28,9%	-24,4%	-27,9%
Síldarvinnslan	113,5	-6,2%	-1,3%	-3,4%	18,7%
Festi	170,0	-5,0%	-13,9%	-6,5%	-16,9%
Hagar	66,0	-9,6%	-2,9%	-3,6%	3,7%
Skeljungur	13,0	-15,5%	-9,1%	-17,1%	-15,5%
Ölgerðin	12,7	21,5%	0,0%	25,1%	
Nova	4,6	6,0%	-4,4%	12,9%	
Síminn	10,5	-0,8%	-9,9%	-6,1%	-6,9%
Sýn	48,4	-19,2%	-17,3%	-18,5%	-6,7%
Arion	130,0	-7,9%	-9,7%	-10,2%	-12,5%
Íslandsbanki	116,0	1,8%	-7,2%	-4,0%	4,2%
Kvika	17,7	-5,1%	-4,6%	-9,6%	-11,6%
Sjóvá	34,5	9,1%	-4,2%	1,7%	16,8%
VÍS	17,5	6,8%	-5,4%	-7,4%	12,1%
Eik	11,0	-2,0%	-6,8%	6,1%	-15,0%
Reginn	23,6	-13,9%	-7,8%	-5,6%	-31,8%
Reitir	78,5	-10,2%	-7,6%	-6,0%	-13,6%

Leiðrétt fyrir arðgreiðslum

Gjaldeyri		ávöxtun			
		áramót	1M	3M	12M
GVT	195,5	-2,2%	0,5%	-2,9%	5,9%
EUR	149,5	-1,3%	-0,1%	-2,1%	8,1%
USD	139,1	-2,1%	2,5%	-3,7%	7,1%
GBP	172,2	0,8%	1,9%	-0,5%	6,2%
DKK	20,1	-1,5%	-0,1%	-2,2%	8,0%
SEK	13,0	-4,8%	-1,4%	-6,6%	-1,2%
NOK	12,6	-12,2%	-1,0%	-9,4%	-6,1%
CHF	154,0	0,1%	1,1%	-0,2%	14,4%
JPY	1,00	-7,6%	-1,8%	-6,4%	-2,6%

Ríkisskuldabréf		krafa	verð	meðalt.	ávöxtun			
					áramót	1M	3M	12M
RIKB 24 0415	9,06%	94,7	0,9	1,0%	0,3%	1,0%	3,1%	
RIKB 25 0612	8,50%	99,1	1,8	-0,2%	0,8%	1,0%	1,2%	
RIKB 26 1015	8,01%	96,3	3,0		0,7%	1,4%		
RIKB 28 1115	7,12%	90,6	4,7	-0,4%	-0,2%	2,3%	-2,2%	
RIKB 31 0124	6,61%	99,3	6,1	1,3%	0,1%	4,1%	-2,4%	
RIKB 42 0217	5,99%	83,5	12,3	4,0%	0,6%	6,3%	-3,3%	
RIKS 26 0216	2,29%	97,9	2,7	4,5%	-0,3%	1,6%	4,3%	
RIKS 30 0701	2,17%	107,0	6,3	4,3%	-0,8%	1,8%	0,8%	
RIKS 33 0321	2,11%	107,8	8,6	4,2%	-0,7%	2,4%	-0,7%	
RIKS 37 0115	2,01%	88,1	12,7	3,6%	-0,9%	4,0%	-2,9%	

Hlutabréfavitölur		ávöxtun			
		áramót	1M	3M	12M
OMXI10	2313,5	-7,4%	-14,8%	-14,9%	-14,0%
OMXN40	2324,8	6,9%	0,3%	0,7%	12,6%
S&P 500	4205,5	9,5%	3,7%	5,9%	3,6%
FTSE 100	7627,2	2,4%	-2,9%	-3,2%	0,8%

Þessi umfjöllun og/eða samantekt er markaðsefni sem er ætlað til upplýsinga en felur hvorki í sér fjárfestingarráðgjöf né óháða fjárfestingargreiningu. Lagakröfur sem gilda um fjárfestingarráðgjöf og fjárfestingargreiningar eiga því ekki við, þar með talið bann við viðskiptum fyrir dreifingu. Umfjöllunin er unnin út frá opinberum upplýsingum frá aðilum sem Landsbankinn telur áreiðanlega, en bankinn getur ekki ábyrgst réttmæti upplýsinganna. Landsbankinn tekur enga ábyrgð á tjóni sem gæti hlotist af notkun upplýsinganna sem hér eru settar fram.

Upplýsingar um fyrri árangur fjármálagerninga eða -vísitalna sýna nafnávöxtun, nema annað sé tekið fram. Ef árangur byggir á erlendum gjaldmiðli getur ávöxtun aukist eða minnkað vegna gengissveiflna. Árangur í fortíð gefur ekki áreiðanlega vísbendingu um framtíðarárangur. Nánari upplýsingar um fyrri árangur fjármálagerninga og -vísitalna má finna á [vef Landsbankans](#), þ.m.t. um ávöxtun síðastliðinna 5 ára.

Verðbréfavíðskipti fela í sér áhættu og eru lesendur hvattir til að kynna sér [áhættulýsingu vegna viðskipta með fjármálagerninga](#) og [stefnu Landsbankans um hagsmunaárekstra](#) á vef Landsbankans.

Landsbankinn er viðskiptabanki sem starfar samkvæmt lögum nr. 161/2002, um fjármálafyrirtæki, og starfar undir leyfi og eftirliti fjármálaeftirlits Seðlabanka Íslands (www.fme.is).