



Vikubyrjun 8. maí 2023

Hagfræðideild



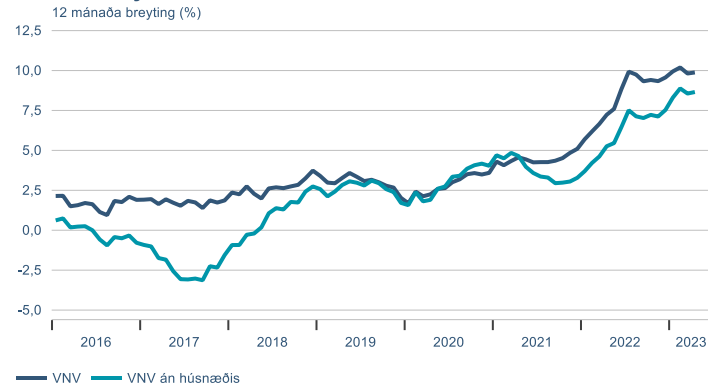
Dagatal

Vikud.	Dag.	kl.	Viðburður	Tímabil	Birtingaraðili
mán	8. maí.		Flutningstölur	apr	Play
			Flutningstölur	apr	Icelandair
		09:00	Starfandi samkvæmt skrá	mar	Hagstofan
		09:00	Staðgreiðsluskyldar greiðslur	mar	Hagstofan
		09:00	Raungengi	apr	Seðlabankinn
			Aukaútboð ríkisvíxla		Lánamál ríkisins
		09:00	Vöruviðskipti (bráðabirgðatölur)	apr	Hagstofan
		09:00	Efnahagur Seðlabankans	apr	Seðlabankinn
		09:00	Gjaldeyrismarkaður	apr	Seðlabankinn
		09:00	Krónumarkaður	apr	Seðlabankinn
þri	9. maí.	16:00	Markaðsupplýsingar		Lánamál ríkisins
		09:00	Erlend staða Seðlabankans	apr	Seðlabankinn
			Fæðingar	2022	Hagstofan
mið	10. maí.		Brottfarir um Leifsstöð	apr	Ferðamálastofa
		12:00	Skráð atvinnuleysi	apr	Vinnumálastofnun
			Árshlutauppgjör	1. ársfj.	Reginn
			Árshlutauppgjör	1. ársfj.	Sýn
			Skuldabréfaútboð		Reykjavíkurborg
			Kortavelta	apr	RSV
			Útboð ríkisbréfa		Lánamál ríkisins
			Dánir	2022	
fim	11. maí.		Árshlutauppgjör	1. ársfj.	Kvika banki
		09:00	Efnahagslegar skammtímatölur		Hagstofan
		09:00	Laus störf	1. ársfj.	Hagstofan
fös	12. maí.	09:00	Stjórnir fyrirtækja	2022	Hagstofan
		09:00	Framleiðsluvirði landbúnaðarins	2022	Hagstofan

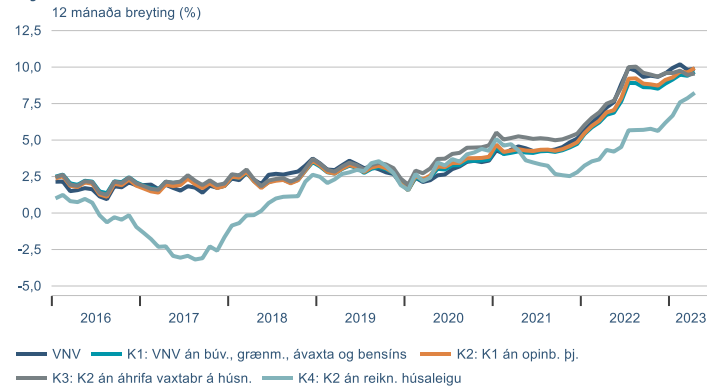
▶ Efnahagsmál

Verðlag

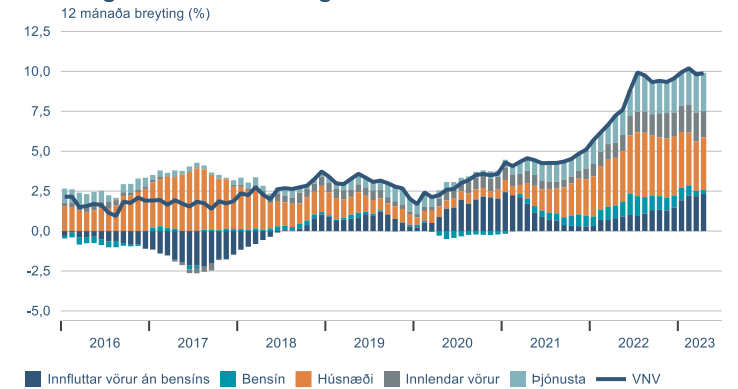
Visitala neysluverðs



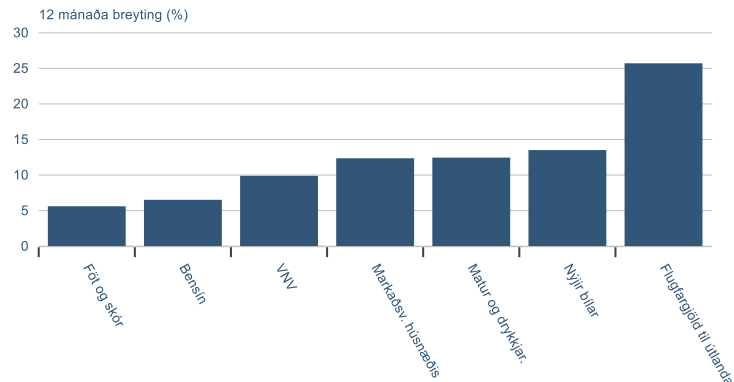
Kjarnavísitölur



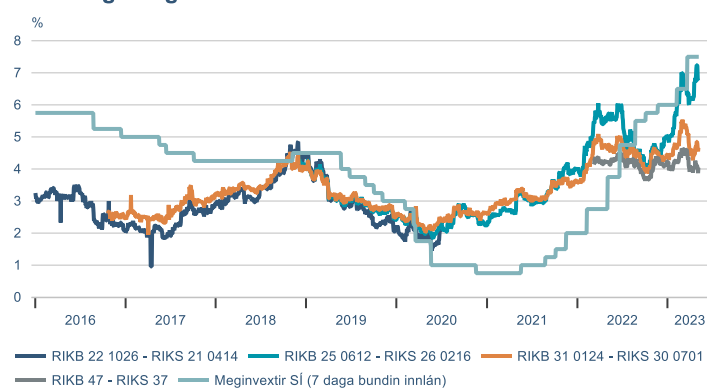
Framlag undirliða verðbólgu



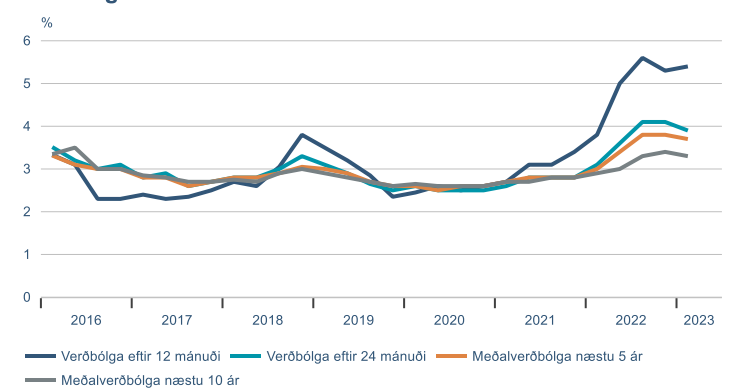
Valdir undirliðir



Verðbólguálag á skuldabréfamarkaði

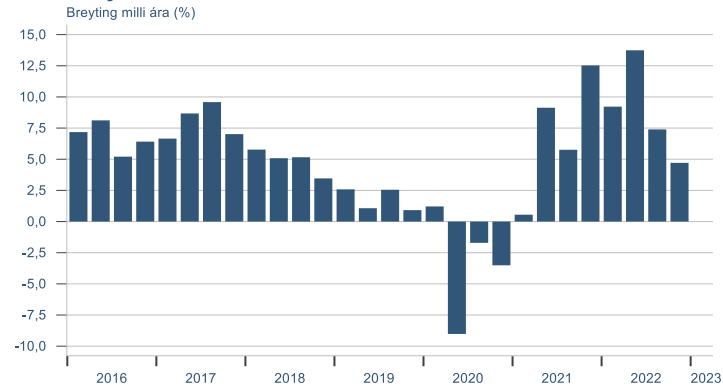


Væntingakönnun markaðsaðila

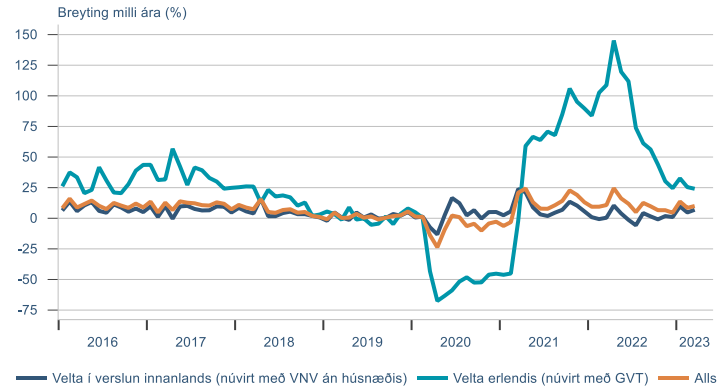


Heimilin

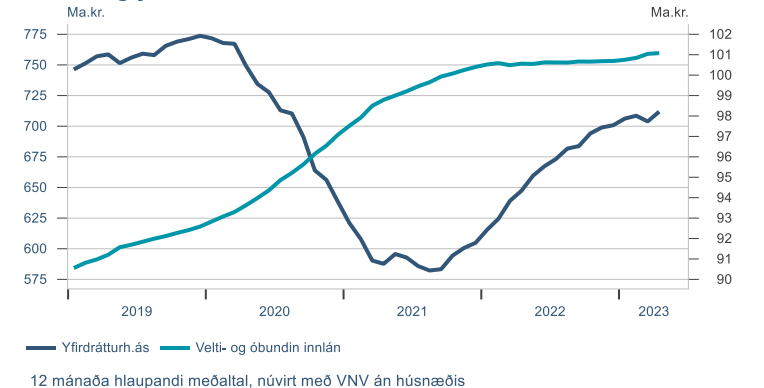
Einkaneysla



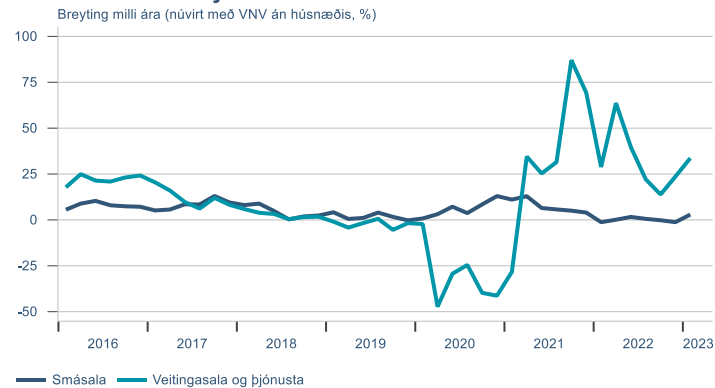
Greiðslukortavelta



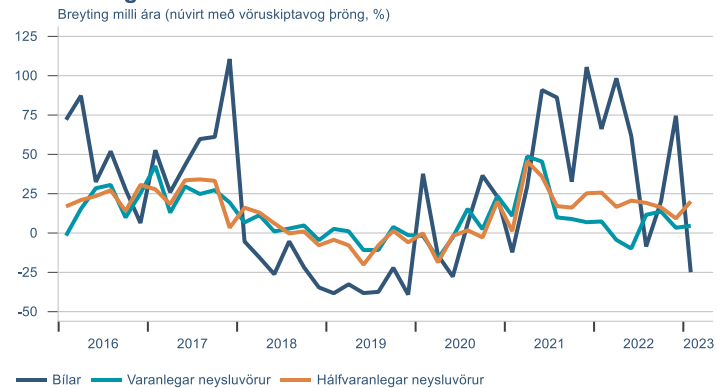
Innlán og yfirdráttur heimilana



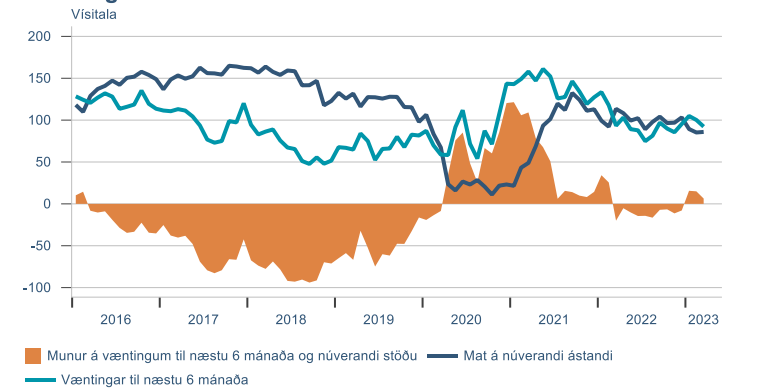
Velta skv. VSK-skýrslum



Innflutningur

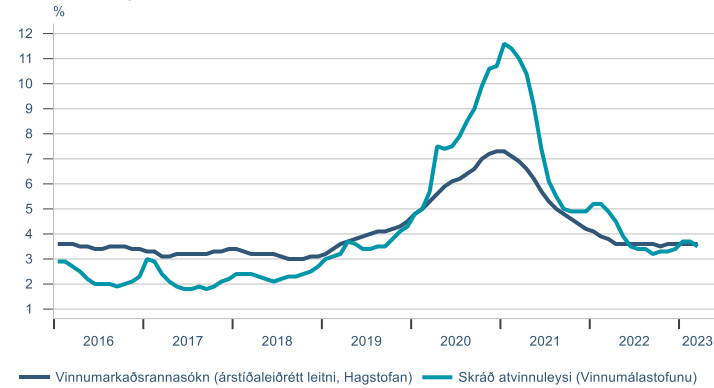


Væntingarvísitala

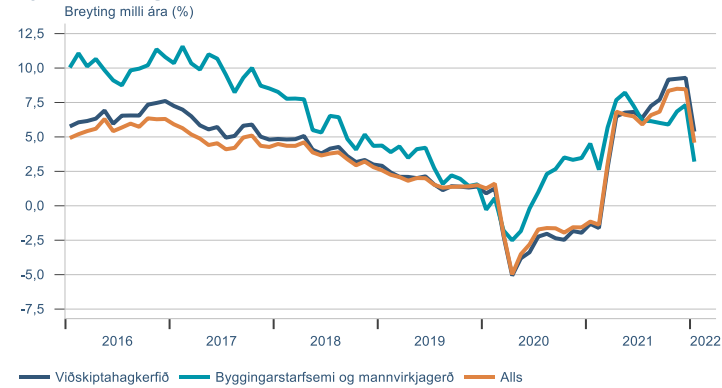


Vinnumarkaðurinn

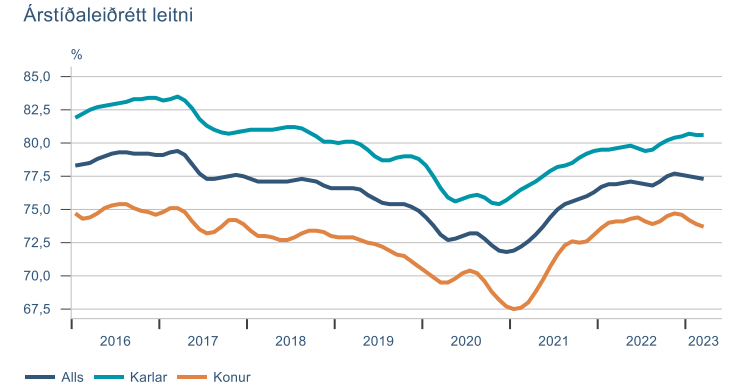
Atvinnuleysi



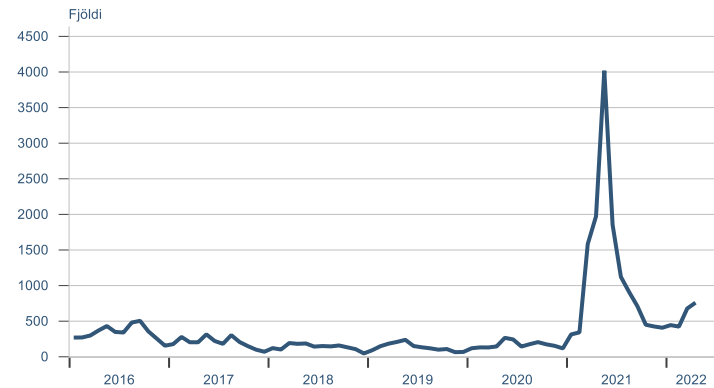
Fjöldi launagreiðenda



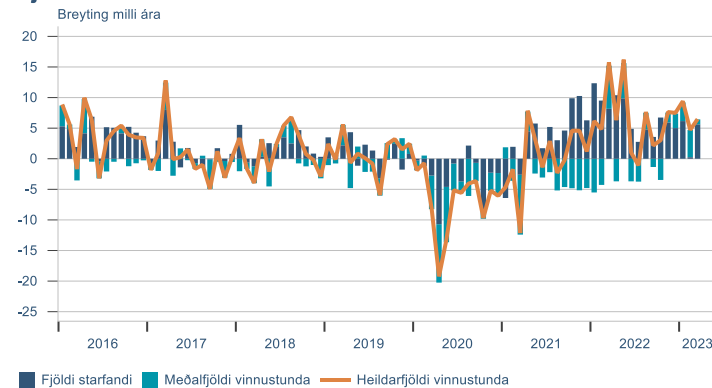
Atvinnuþáttaka



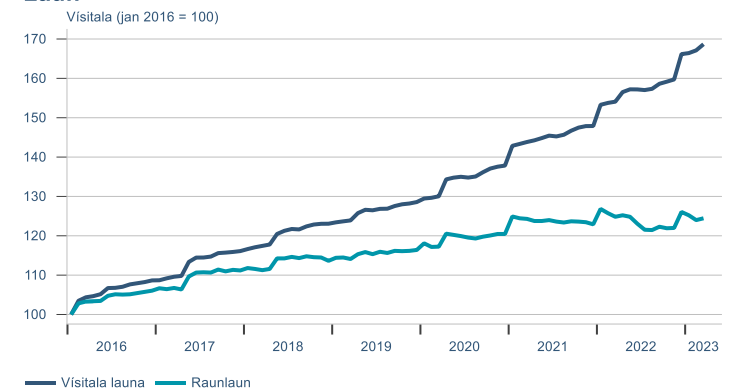
Laus störf



Fjöldi vinnustunda

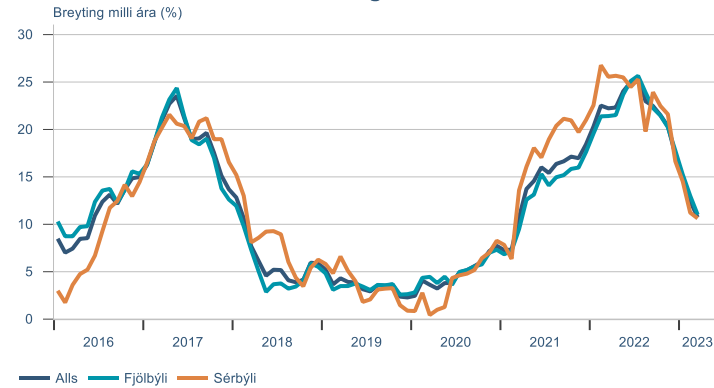


Laun

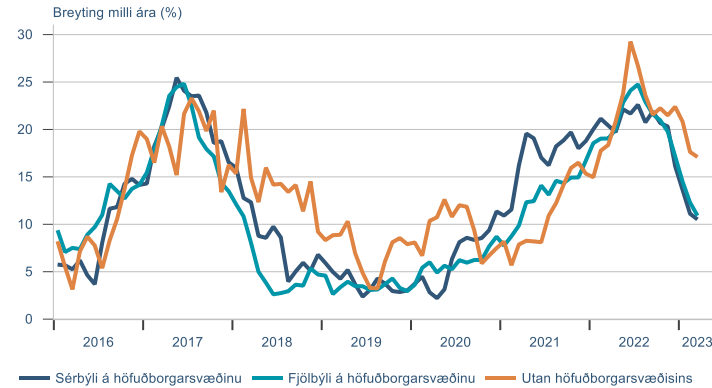


Fasteignamarkaðurinn

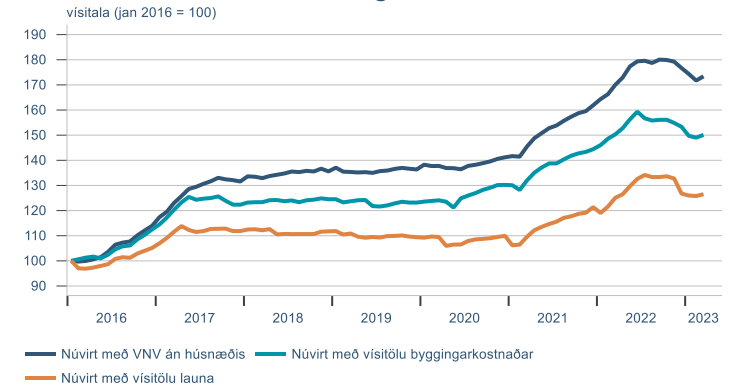
Vísitala íbúðaverðs á höfuðborgarsvæðinu



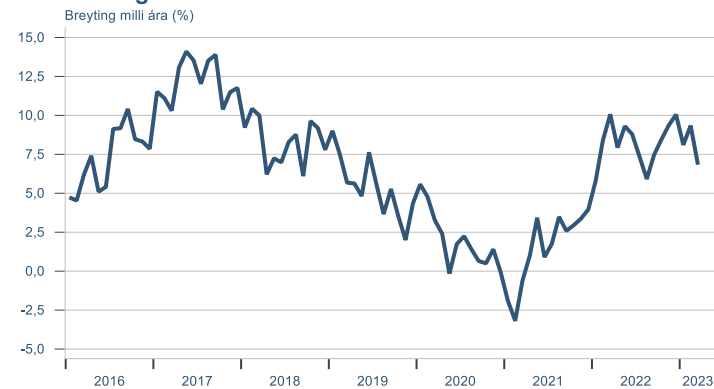
Vísitala markaðsverðs húsnæðis



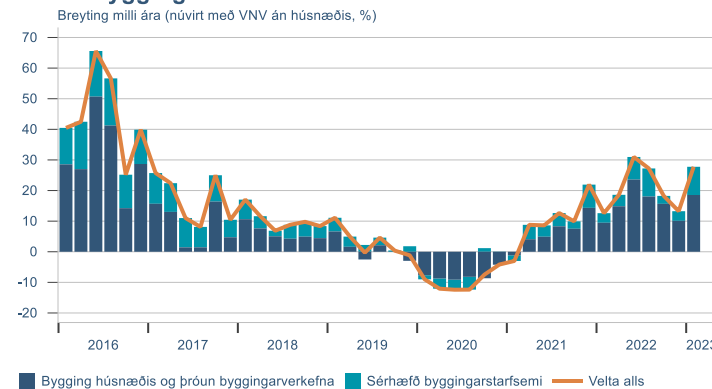
Vísitala íbúðaverðs á höfuðborgarsvæðinu



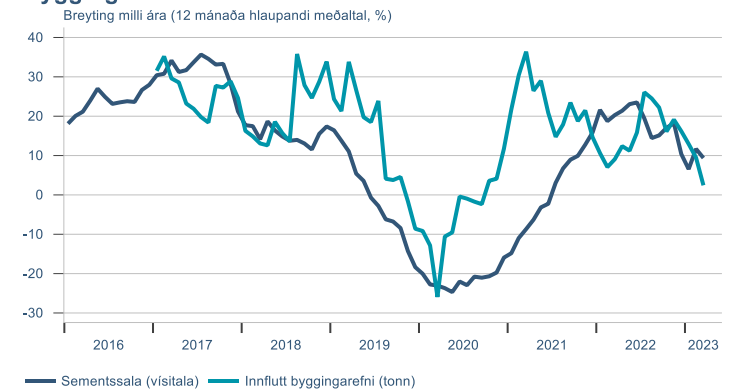
Vísitala leiguverðs



Velta í byggingariðnaði

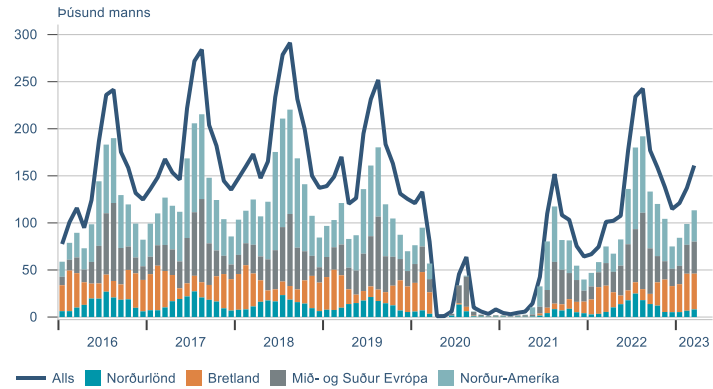


Byggingarvörur



Ferðaþjónustan

Erlendir ferðamenn um Leifstöð



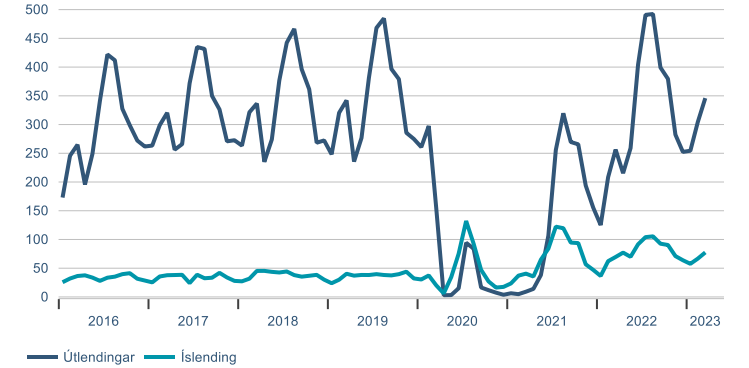
Velta í ferðaþjónustu

Velta á VSK-tímabili (2 mánuðir)



Gistinætur á hótélum

Þúsund nætur



Velta erlendra greiðslukorta

ma.kr. (föstu gengi)

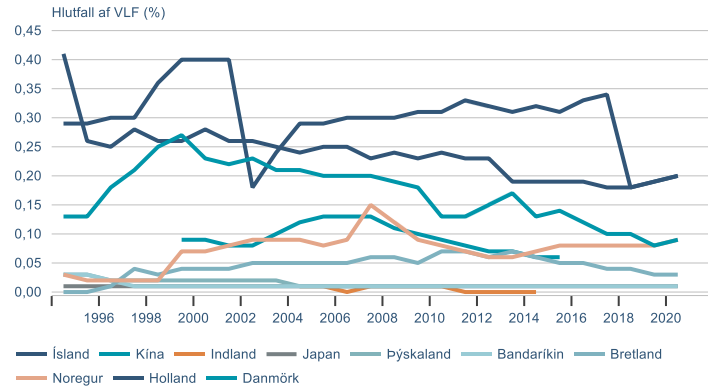


Fjöldi launagreiðenda í ferðaþjónustu

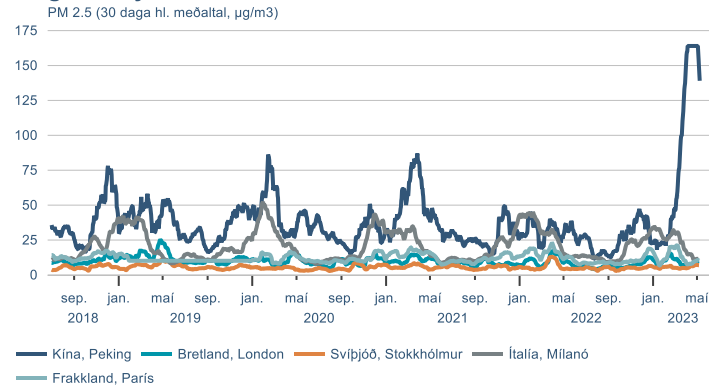


Sjálfbærni

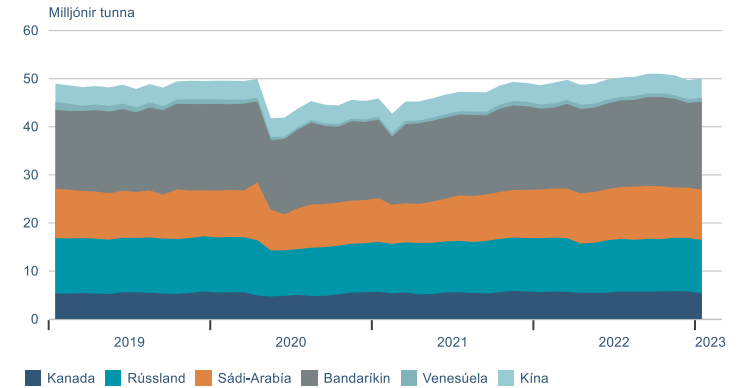
Umhverfisskattur



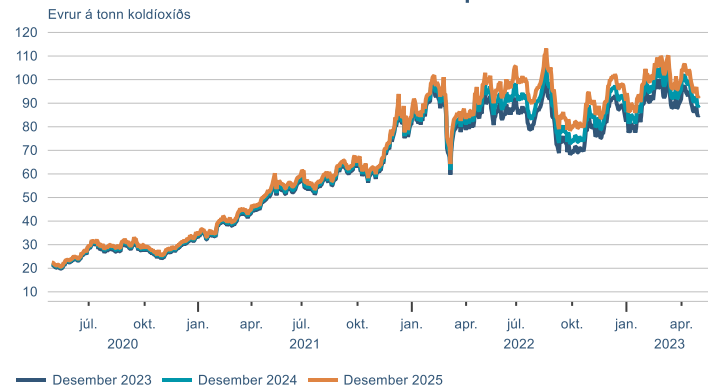
Magn svifryks



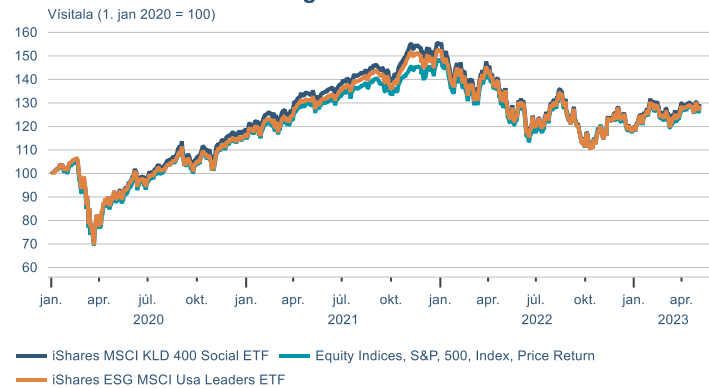
Framleiðsla hráolíu



EUA Losunarheimildir innan ETS viðskiptakerfisins



UFS Hlutabréfavisitölur og S&P 500

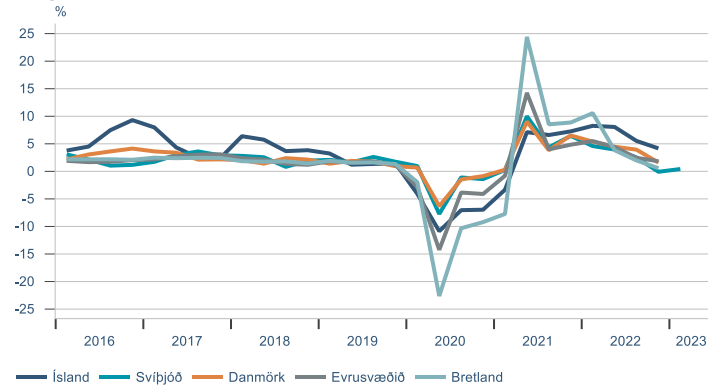


Hlutabréfavisitölur orkufyrirtækja (hluti af Eurofirst 300)

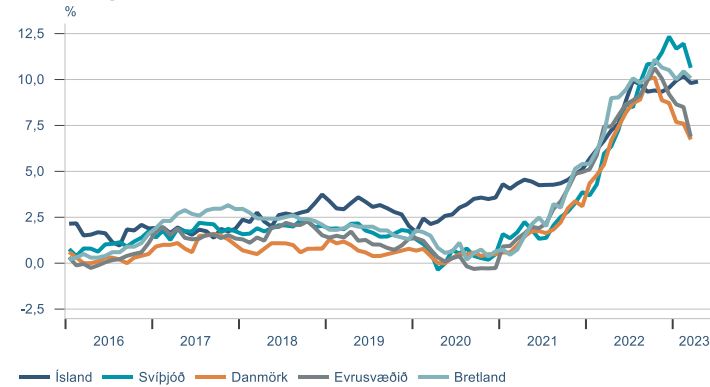


Alþjóðlegur samanburður

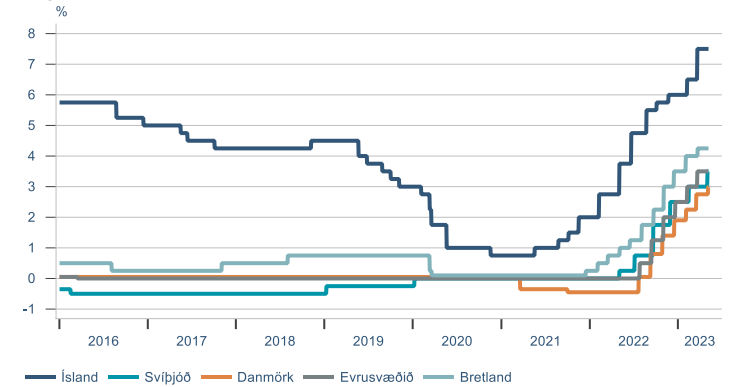
Hagvöxtur



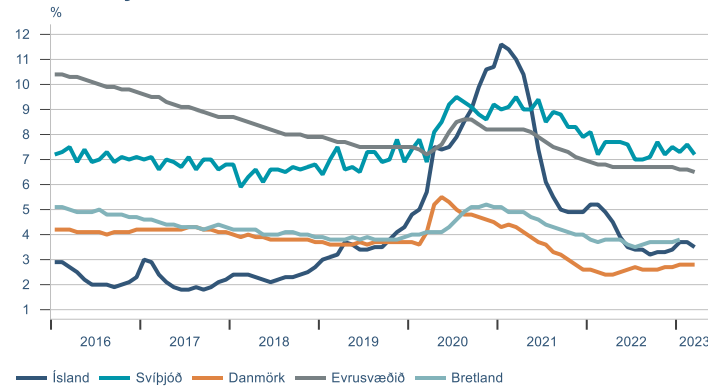
Verðbólga



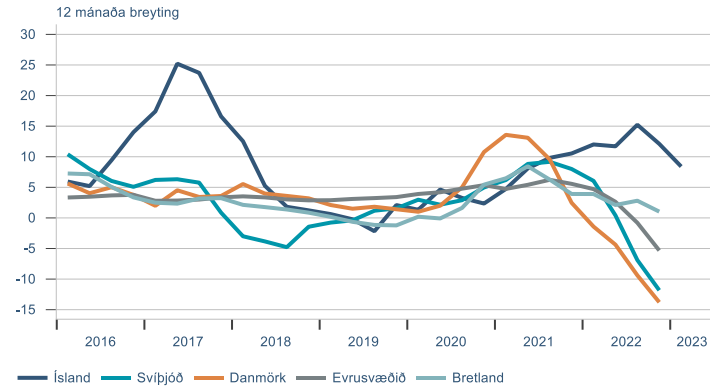
Stýrivextir



Atvinnuleysi



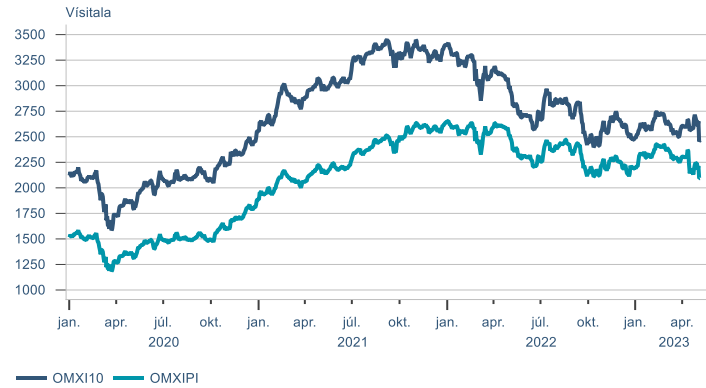
Rauverð íbúða



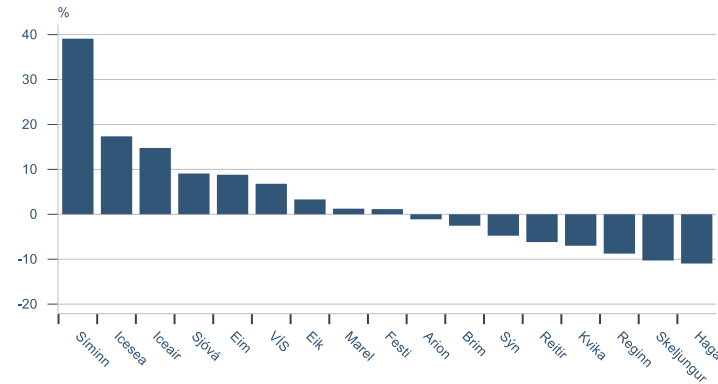
► Fjármálamarkaðir

Hlutabréf

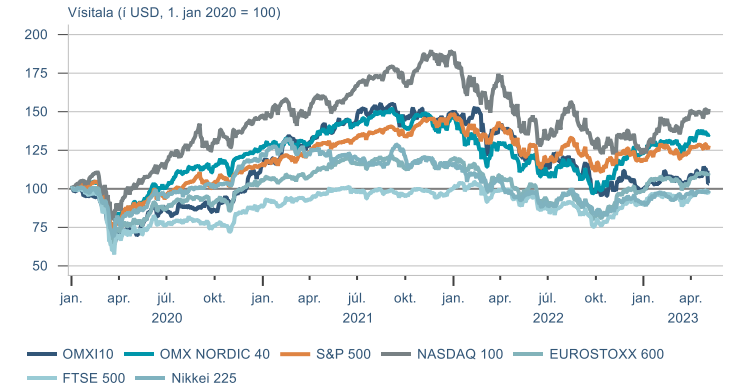
OMX-vísitölur



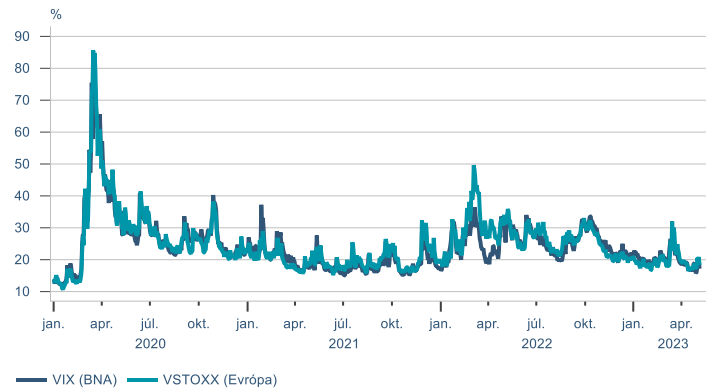
Það sem af er ári



Hlutabréfavisitölur

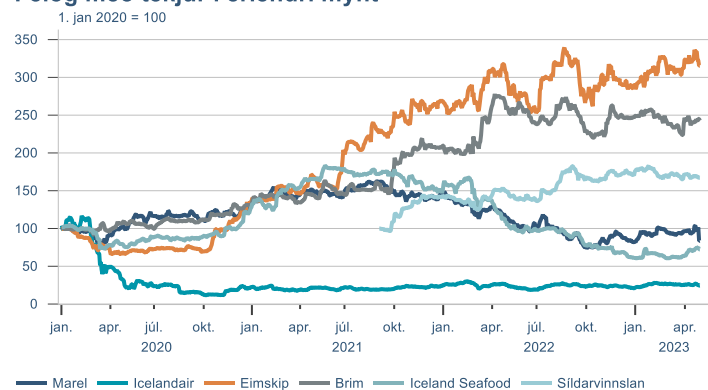


Vix-vísitölur

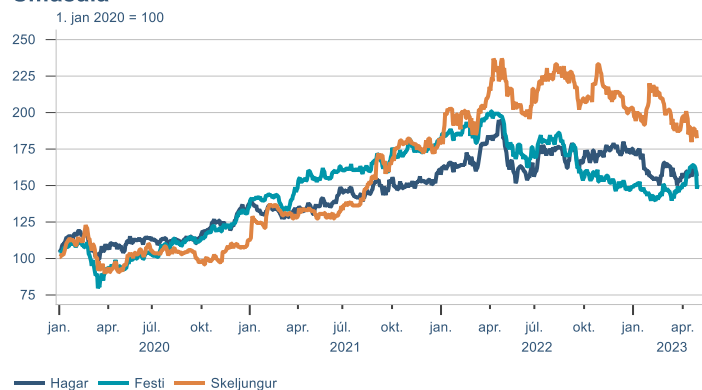


Hlutabréf

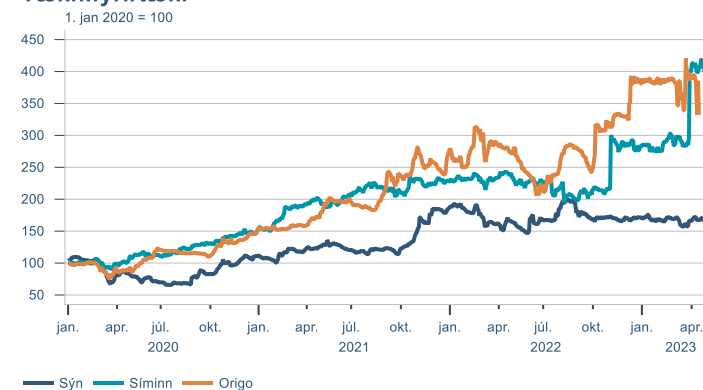
Félög með tekjur í erlendri mynt



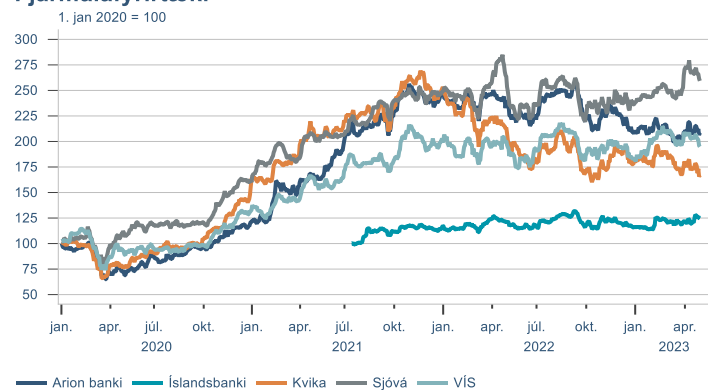
Smásala



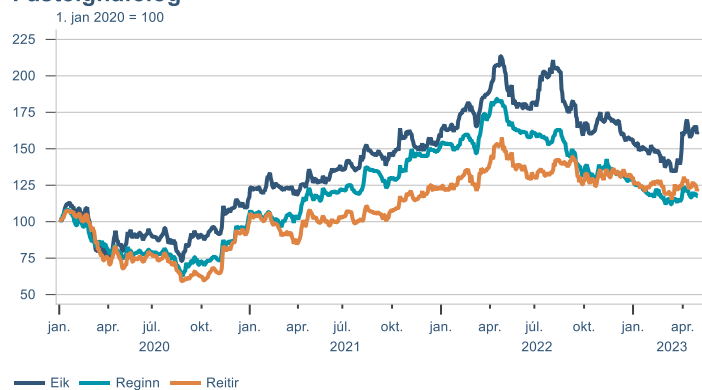
Tæknifyrirtæki



Fjármálafyrirtæki

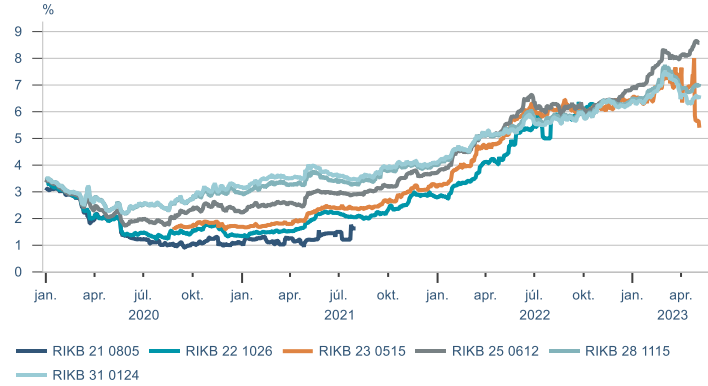


Fasteignafélög

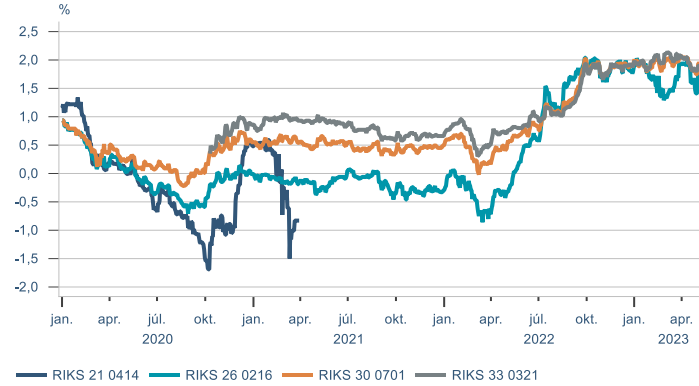


Skuldabréf

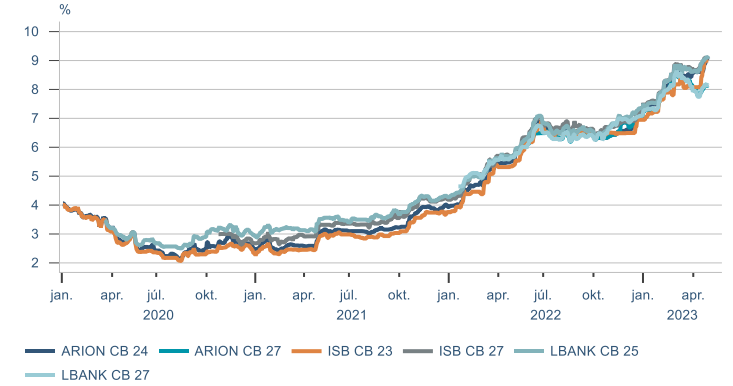
Óverðtryggð ríkisbréf



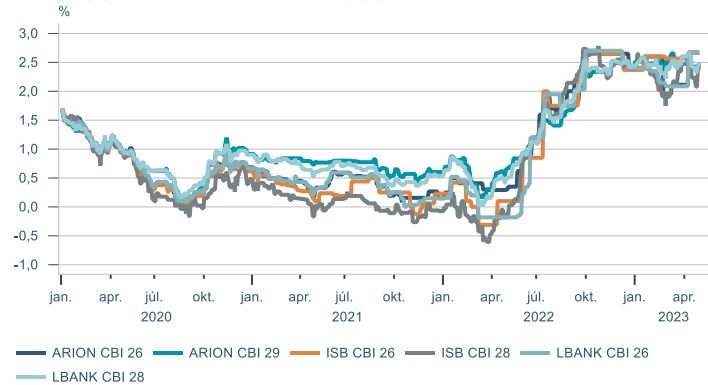
Verðtryggð ríkisbréf



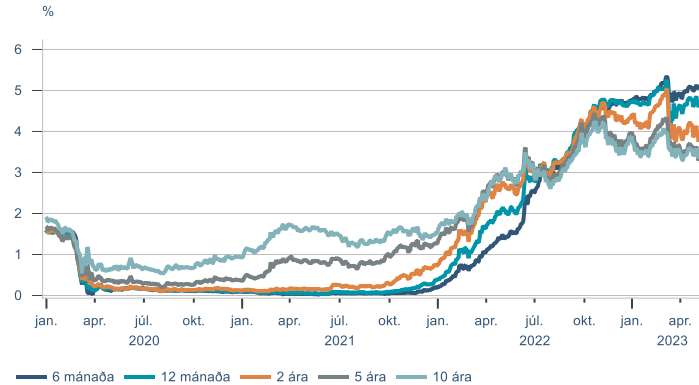
Sértryggð skuldabréf - óverðtryggð



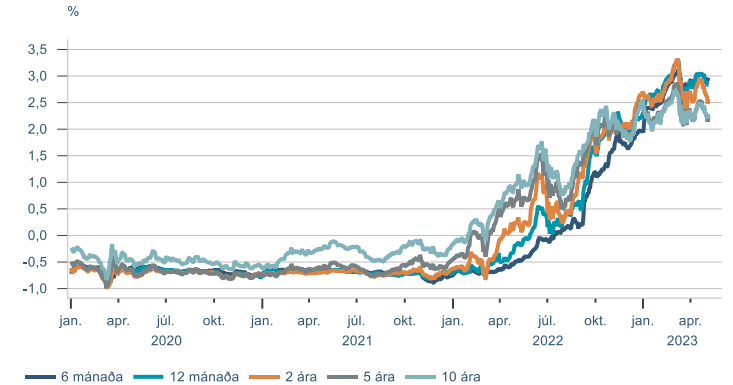
Sértryggð skuldabréf - verðtryggð



Bandarísk ríkisskuldabréf



Þýsk ríkisskuldabréf

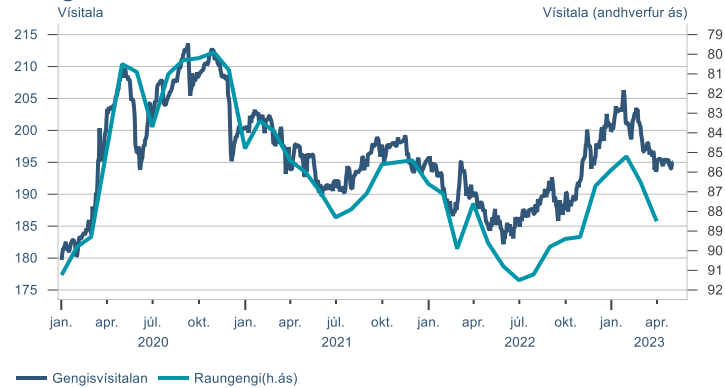


Gjaldeyrir

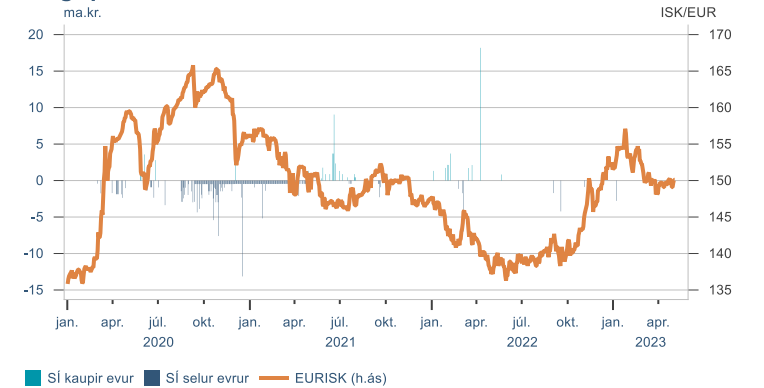
Gengi krónunnar



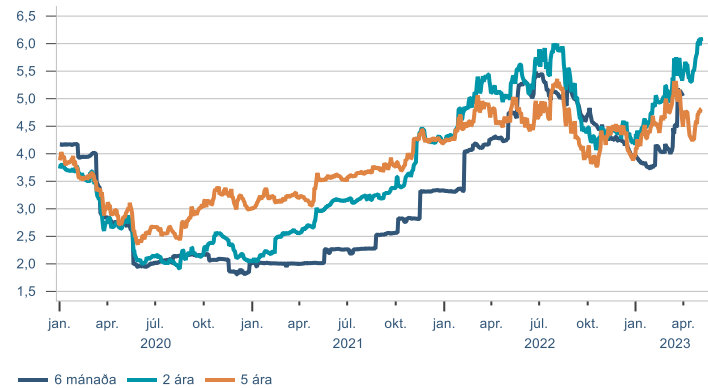
Gengisvísitalan



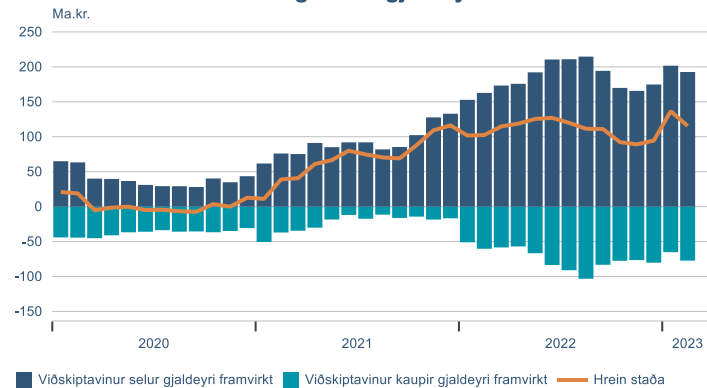
Inngrip SÍ



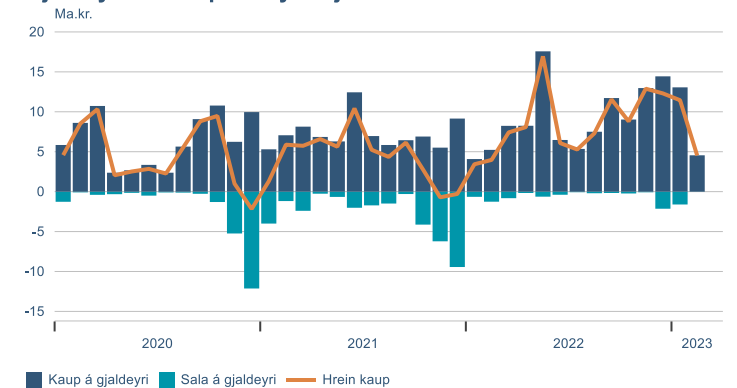
Vaxtamunur við evru



Staða framvirkra samninga með gjaldeyri

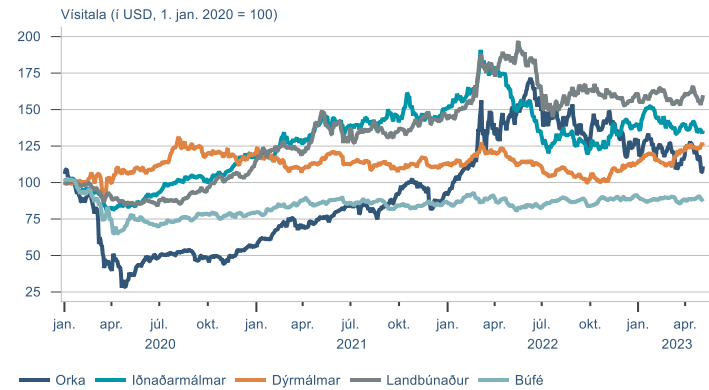


Gjaldeyrsviðskipti lífeyrissjóða



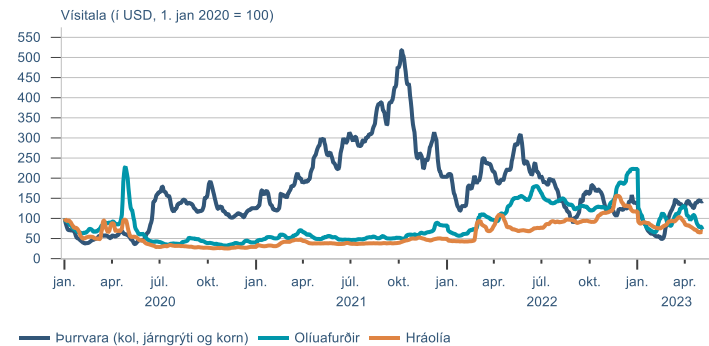
Hrávörur

S&P GSCI hrávörusítölur



Flutningskostnaður

Baltic exchange visitölur



Álverð

3 mánaða framvirk verð, LME



Heimsmarkaðsverð á olíu

Brent



Hlutabréf		ávöxtun			
		Áramót	1M	3M	12M
OMXI10	2465,3	-1,3%	-5,1%	-7,1%	-15,0%
OMXI10GI	3097,2	1,5%	-5,1%	-4,5%	-12,5%
Brim	85,2	-2,5%	0,0%	-1,5%	-5,2%
Eimskip	540,0	6,6%	-3,9%	-1,8%	7,6%
Icelandair	1,9	14,8%	-4,1%	-13,3%	2,8%
Iceland Seafood	7,1	17,4%	6,8%	7,6%	-31,1%
Marel	494,0	1,2%	-13,3%	-9,8%	-25,7%
Síldarvinnslan	113,5	-6,2%	-3,8%	-6,2%	11,8%
Festi	181,0	1,2%	0,0%	5,2%	-17,1%
Hagar	65,0	-11,0%	-0,8%	0,8%	-9,6%
Skeljungur	13,8	-10,3%	-5,5%	-15,2%	-17,6%
Nova	4,7	8,6%	4,7%	12,3%	
Síminn	11,1	4,8%	-4,3%	7,9%	-4,9%
Sýn	56,0	-6,5%	-4,3%	-3,3%	-1,6%
Arion	139,5	-1,1%	-0,4%	-4,9%	-11,5%
Íslandsbanki	121,5	6,6%	3,8%	5,9%	3,3%
Kvika	17,3	-7,0%	-5,5%	-9,8%	-15,0%
Sjóvá	34,5	9,1%	-4,4%	4,1%	6,5%
VÍS	17,5	6,8%	-5,9%	-4,0%	0,8%
Eik	11,6	3,3%	0,9%	7,9%	-17,1%
Reginn	25,0	-8,8%	-4,6%	0,0%	-32,1%
Reitir	82,0	-6,2%	-4,7%	-3,2%	-16,0%
Alvotech	1290,0	-12,8%	-29,1%	-28,3%	
Ólgerðin	12,4	18,7%	17,0%	18,7%	

Leiðrétt fyrir aðgreiðslum

Gjaldeyri		ávöxtun			
		áramót	1M	3M	12M
GVT	195,6	-2,1%	0,0%	-2,4%	5,8%
EUR	150,1	-0,9%	0,3%	-1,8%	8,5%
USD	136,3	-4,1%	-0,4%	-4,0%	4,2%
GBP	171,8	0,6%	0,6%	0,3%	6,4%
DKK	20,1	-1,1%	0,3%	-1,9%	8,4%
SEK	13,4	-1,9%	1,1%	-0,7%	1,1%
NOK	12,8	-10,9%	-2,2%	-7,3%	-7,3%
CHF	152,7	-0,7%	1,0%	-0,5%	15,1%
JPY	1,02	-5,7%	-2,5%	-5,4%	1,3%

Ríkisskuldabréf		krafa	verð	meðalt.	ávöxtun			
					áramót	1M	3M	12M
RIKB 23 0515	8,09%	99,9	0,0	2,2%	0,6%	1,6%	5,2%	
RIKB 24 0415	8,64%	94,7	0,9	0,8%	0,3%	0,7%	2,3%	
RIKB 25 0612	8,58%	98,9	1,9	-0,8%	-0,3%	-0,3%	-0,1%	
RIKB 28 1115	7,05%	90,8	4,8	-0,5%	-0,2%	0,8%	-2,5%	
RIKB 31 0124	6,62%	99,2	6,2	0,8%	0,5%	1,6%	-2,3%	
RIKB 42 0217	5,91%	84,3	12,4	4,6%	2,6%	4,9%	-2,5%	
RIKS 26 0216	1,84%	99,1	2,7	4,6%	1,1%	3,1%	3,5%	
RIKS 30 0701	1,95%	108,6	6,4	4,7%	1,4%	3,6%	1,1%	
RIKS 33 0321	1,92%	109,6	8,7	4,7%	1,7%	4,0%	0,4%	
RIKS 37 0115	1,87%	89,6	12,8	4,3%	3,0%	4,3%	-0,5%	

Hlutabréfavitölur		ávöxtun			
		áramót	1M	3M	n
OMXI10	2465,3	-1,3%	-5,1%	-7,1%	-15,0%
OMXN40	2329,3	7,1%	2,0%	2,4%	12,1%
S&P 500	4136,3	7,7%	0,8%	0,6%	0,3%
FTSE 100	7778,4	4,4%	0,5%	-0,7%	5,3%

Þessi umfjöllun er markaðsefni sem er ætluð til upplýsinga en felur hvorki í sér fjárfestingarráðgjöf né óháða fjárfestingagreiningu. Lagakröfur sem gilda um fjárfestingarráðgjöf og fjárfestingagreiningar eiga því ekki við, þar með talið bann við viðskiptum fyrir dreifingu. Umfjöllunin var unnin út frá opinberum upplýsingum frá aðilum sem Landsbankinn hefur metið áreiðanlega, en bankinn getur ekki ábyrgst réttmæti þeirra. Landsbankinn tekur enga ábyrgð á tjóni sem gæti hlotist af því að nýta upplýsingar sem hér eru settar fram.

Upplýsingar um fyrri árangur fjármálagerninga eða -vísitalna sýna nafnávöxtun, nema annað sé tekið fram. Ef árangur byggir á erlendum gjaldmiðli getur ávöxtun aukist eða minnkað vegna gengissveiflna. Árangur í fortíð gefur ekki áreiðanlega vísbendingu um framtíðarárangur. Nánari upplýsingar um fyrri árangur fjármálagerninga og -vísitalna má finna á [vef Landsbankans](#), þ.m.t. um ávöxtun síðastliðinna 5 ára.

Verðbréfavíðskipti fela í sér áhættu og eru lesendur hvattir til að kynna sér [áhættulýsingu vegna viðskipta með fjármálagerninga](#) og [stefnu Landsbankans um hagsmunaárekstra](#) á vef Landsbankans undir.

Landsbankinn er viðskiptabanki sem starfar samkvæmt lögum nr. 161/2002, um fjármálafyrirtæki, og starfar undir leyfi og eftirliti Fjármálaeftirlits Seðlabanka Íslands (www.fme.is).