

Vikubyrjun 2. maí 2023

Hagfræðideild



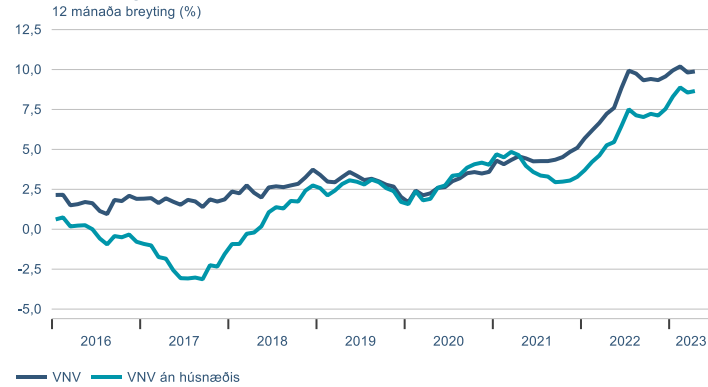
Dagatal

Vikud.	Dag.	kl.	Viðburður	Tímabil	Birtingaraðili
þri	2. maí.		Árshlutauppgjör	1.ársfj.	Nova klúbburinn
mið	3. maí.		Árshlutauppgjör Árshlutauppgjör	1.ársfj. 1.ársfj.	Festi Marel
			Skuldabréfaútböð		Lánasjóður sveitarfélaga
fim	4. maí.		Árshlutauppgjör Árshlutauppgjör Árshlutauppgjör Árshlutauppgjör	1.ársfj. 1.ársfj. 1.ársfj. 1.ársfj.	Arion banki Íslandsbanki Landsbankinn VÍS
fös	5. maí.	09:00	Lífeyrissjóðir	apr	Seðlabankinn

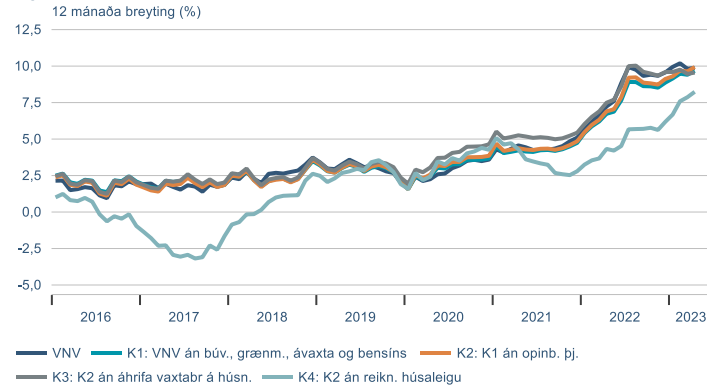
▶ Efnahagsmál

Verðlag

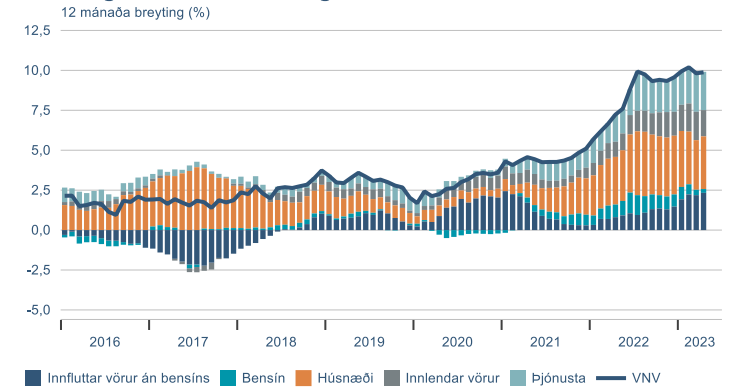
Visitala neysluverðs



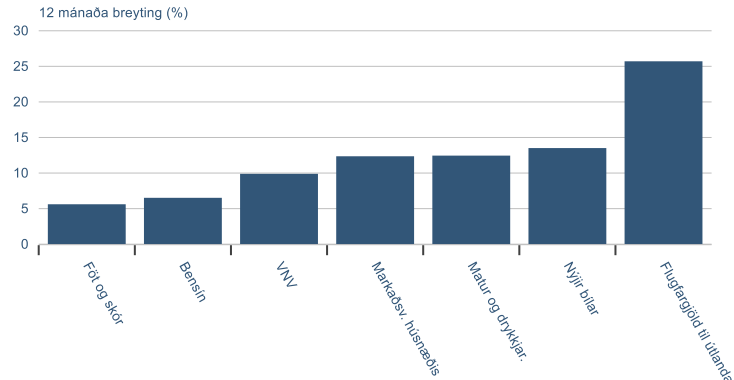
Kjarnavísitölur



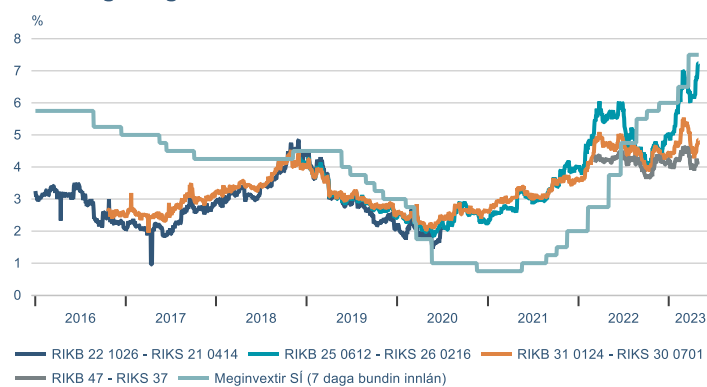
Framlag undirliða verðbólgu



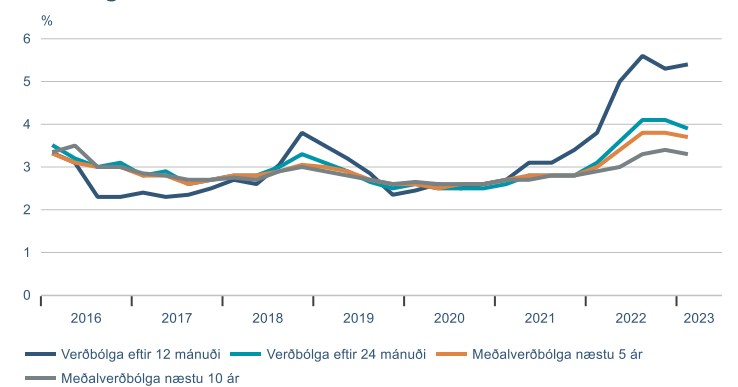
Valdir undirliðir



Verðbólguálag á skuldabréfamarkaði

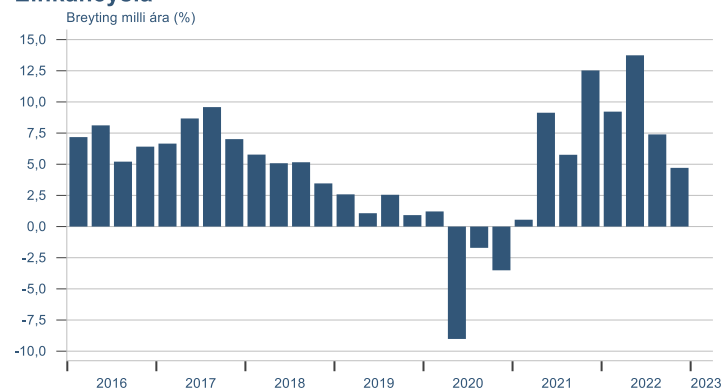


Væntingakönnun markaðsaðila

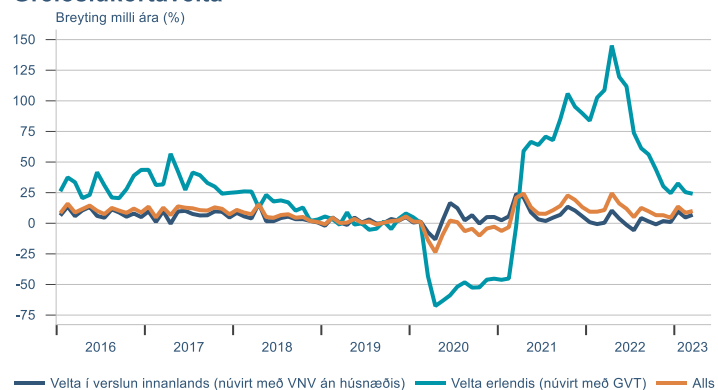


Heimilin

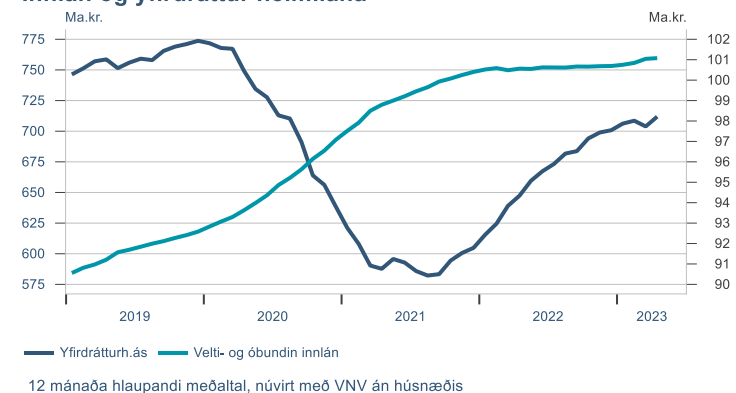
Einkaneysla



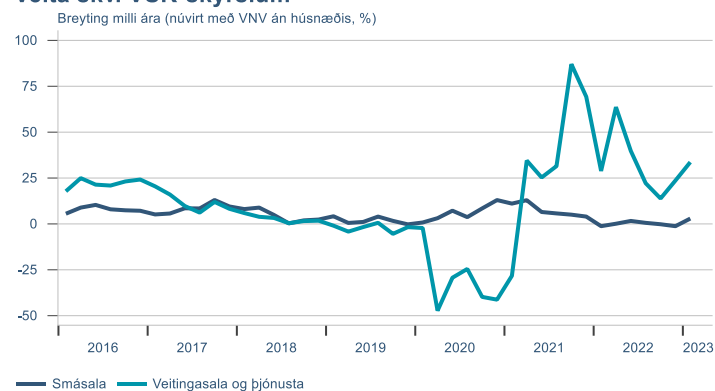
Greiðslukortavelta



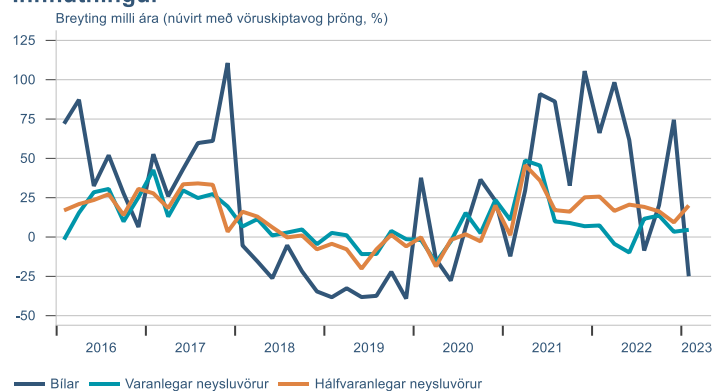
Innlán og yfirdráttur heimilana



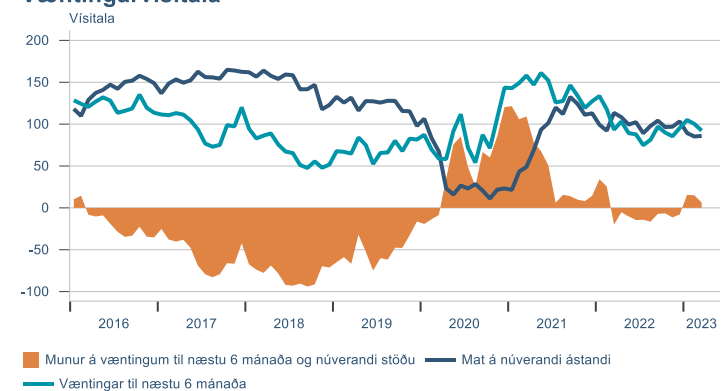
Velta skv. VSK-skýrslum



Innflutningur

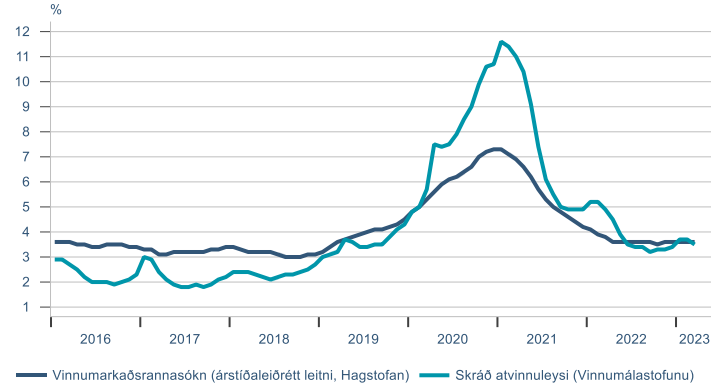


Væntingarvísitala

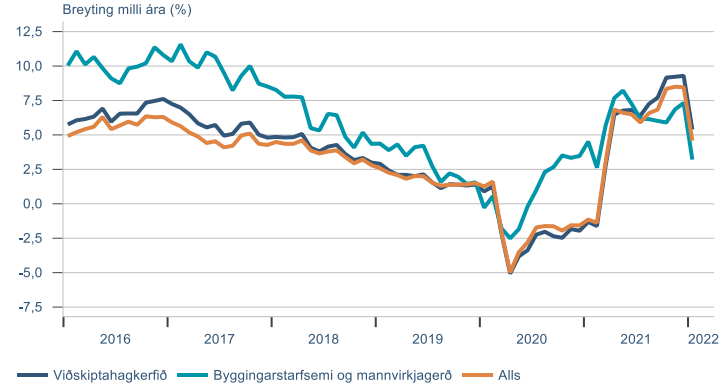


Vinnumarkaðurinn

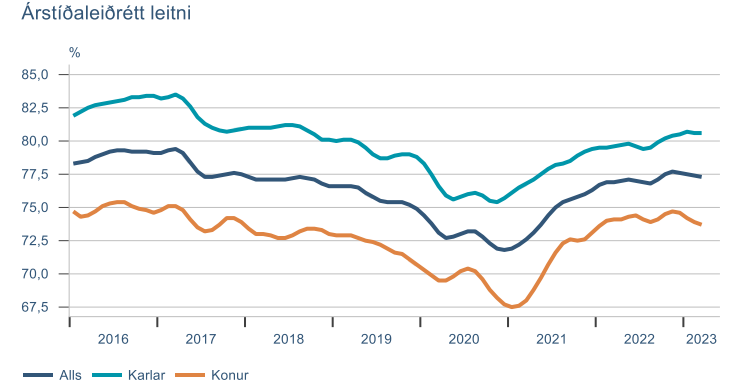
Atvinnuleysi



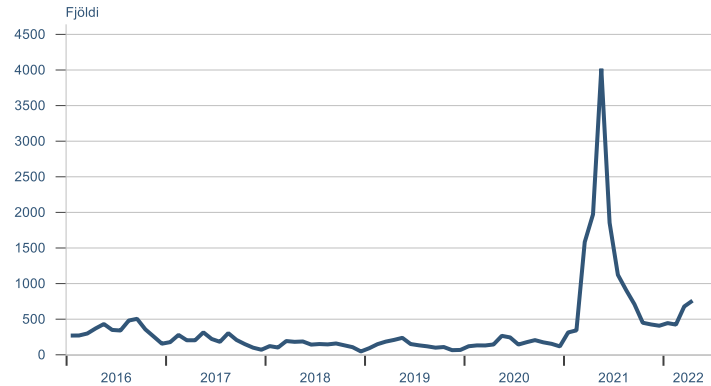
Fjöldi launagreiðenda



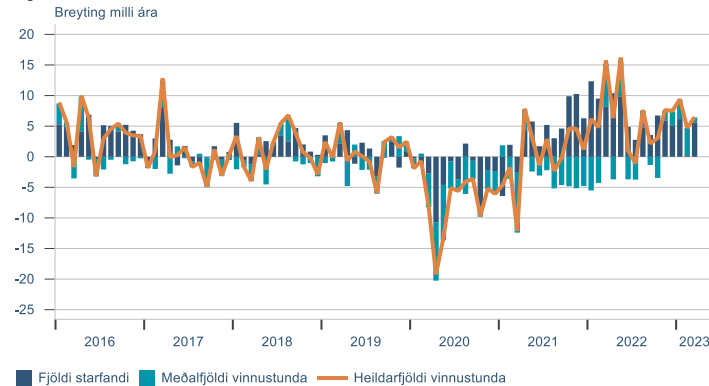
Atvinnuþáttaka



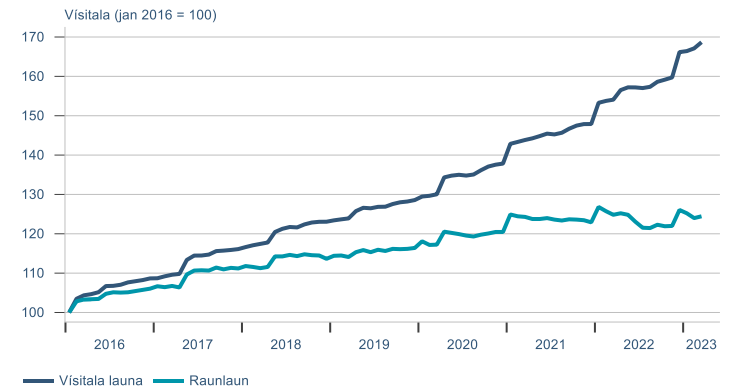
Laus störf



Fjöldi vinnustunda

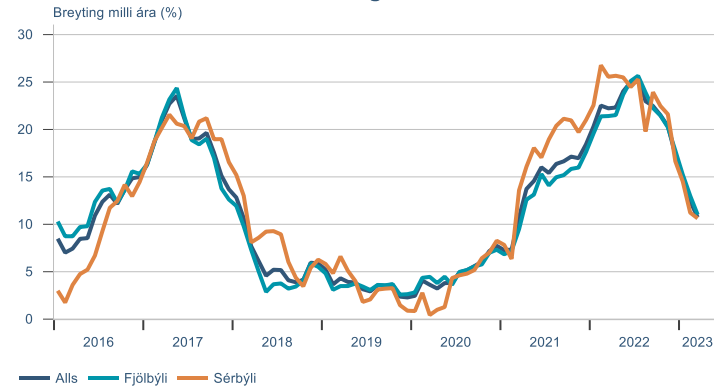


Laun

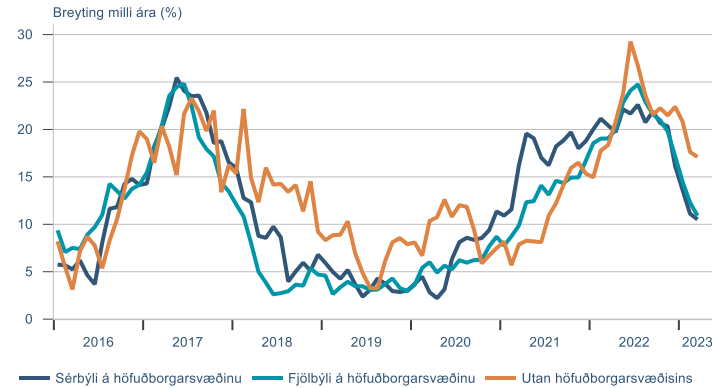


Fasteignamarkaðurinn

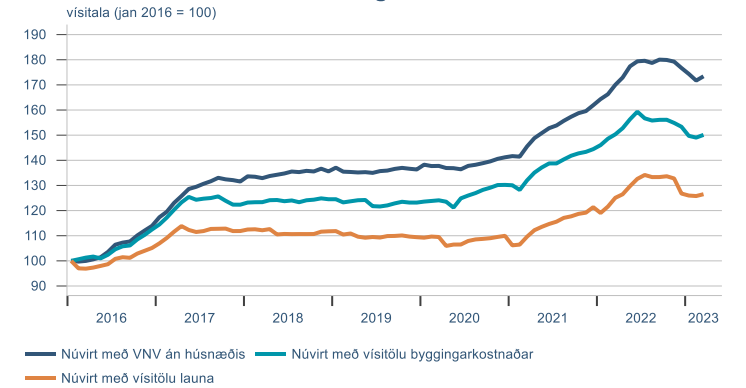
Vísitala íbúðaverðs á höfuðborgarsvæðinu



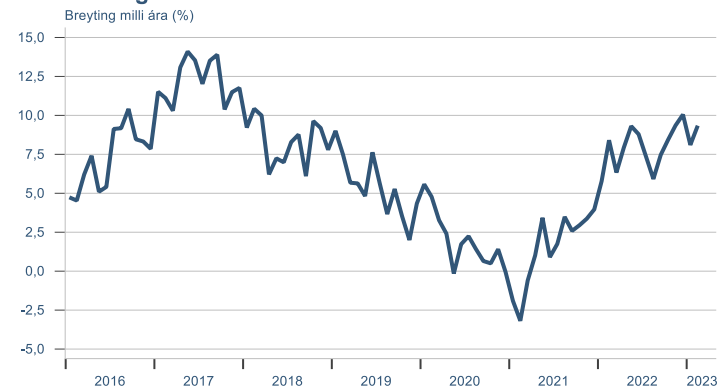
Vísitala markaðsverðs húsnæðis



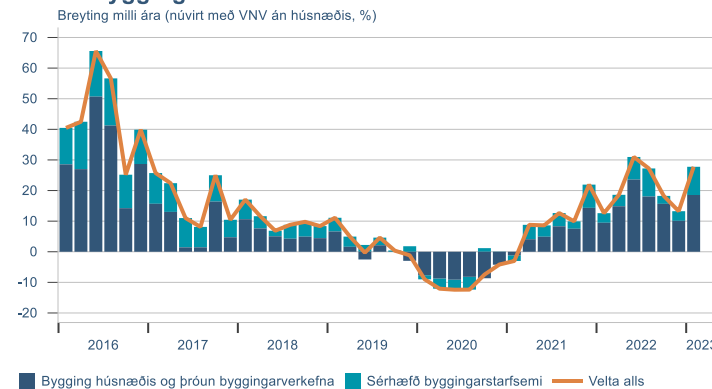
Vísitala íbúðaverðs á höfuðborgarsvæðinu



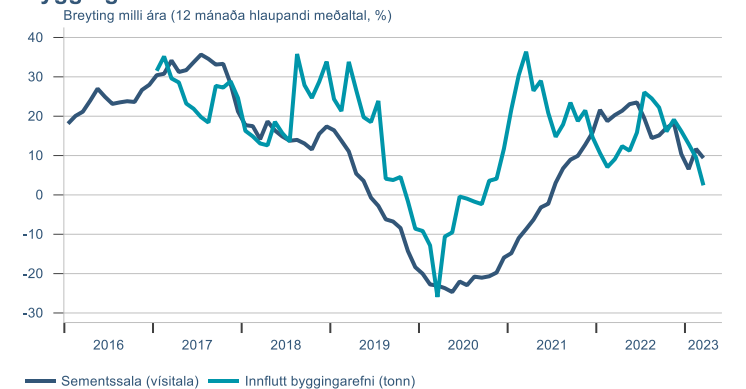
Vísitala leiguverðs



Velta í byggingariðnaði

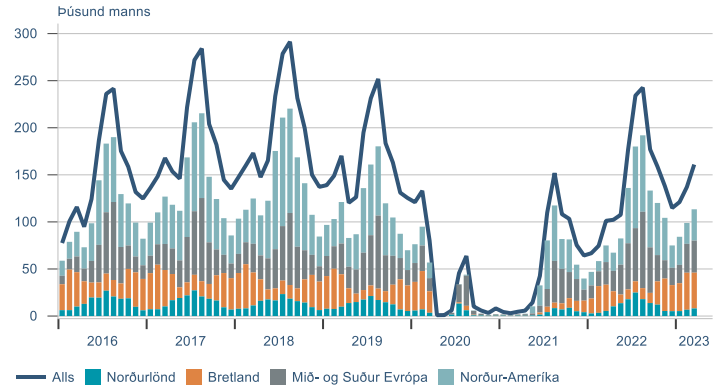


Byggingarvörur



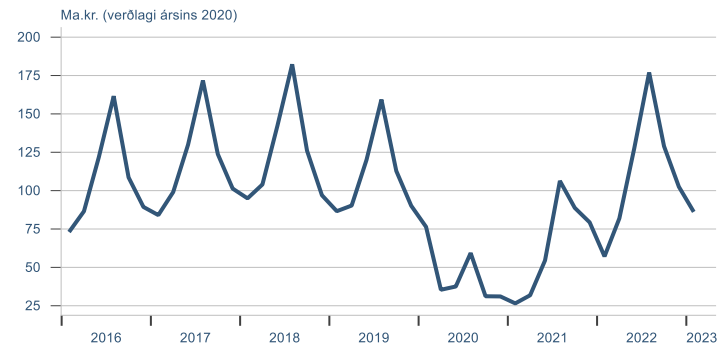
Ferðaþjónustan

Erlendir ferðamenn um Leifstöð



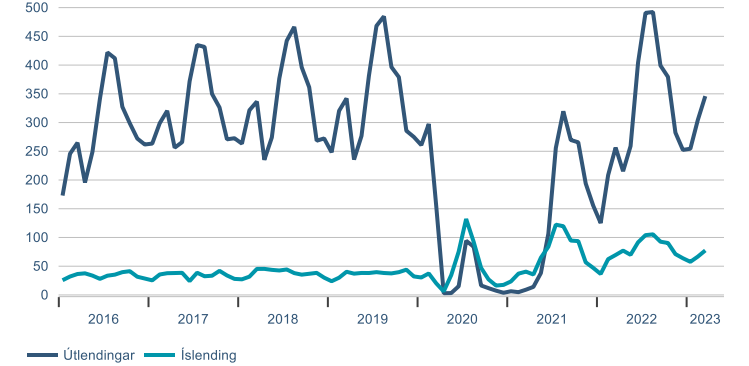
Velta í ferðaþjónustu

Velta á VSK-tímabili (2 mánuðir)



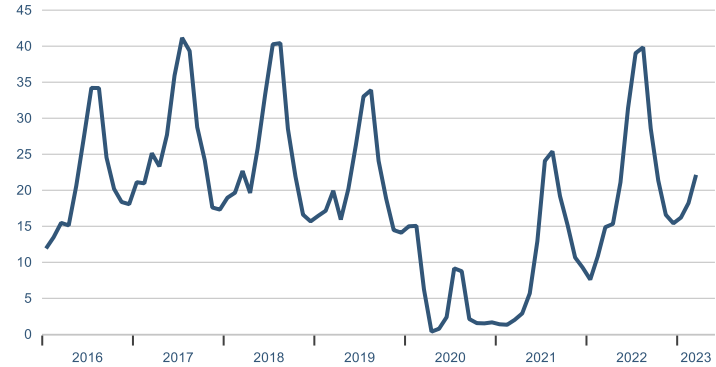
Gistinætur á hótélum

Þúsund nætur



Velta erlendra greiðslukorta

ma.kr. (föstu gengi)

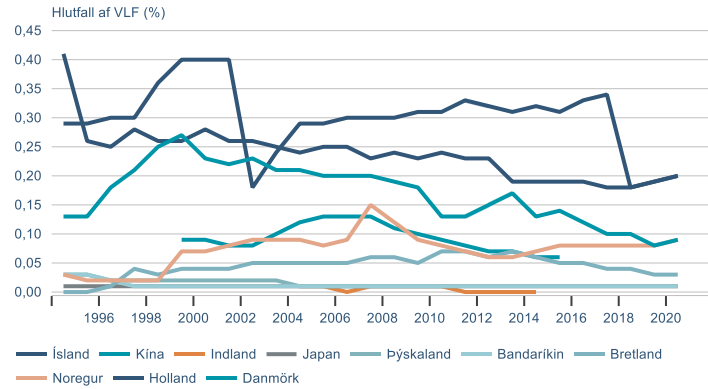


Fjöldi launagreiðenda í ferðaþjónustu

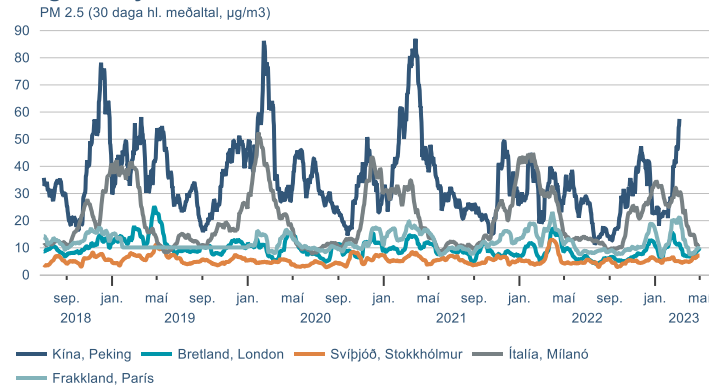


Sjálfbærni

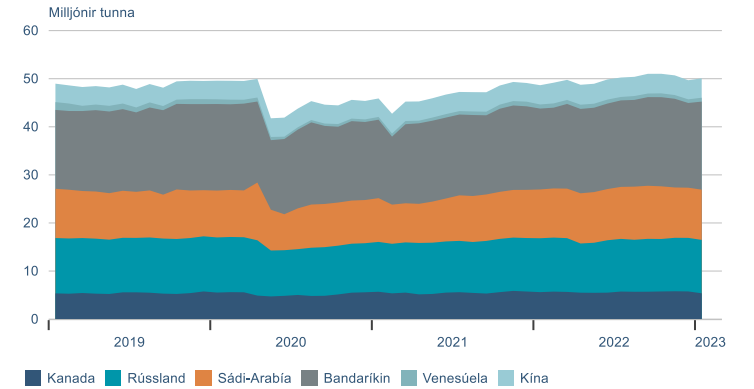
Umhverfisskattur



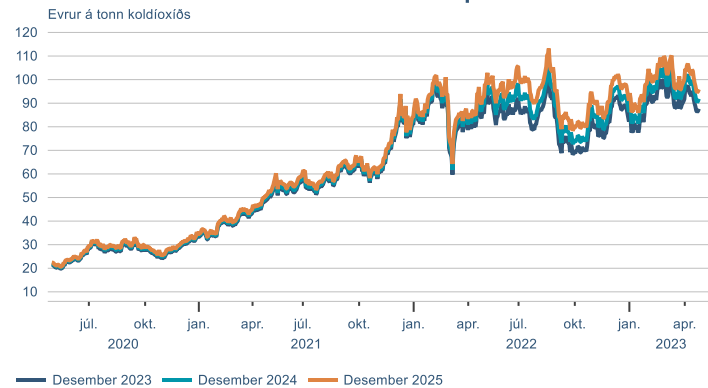
Magn svifryks



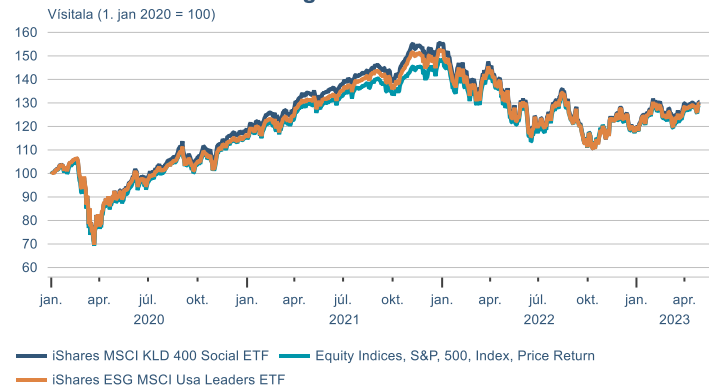
Framleiðsla hráolíu



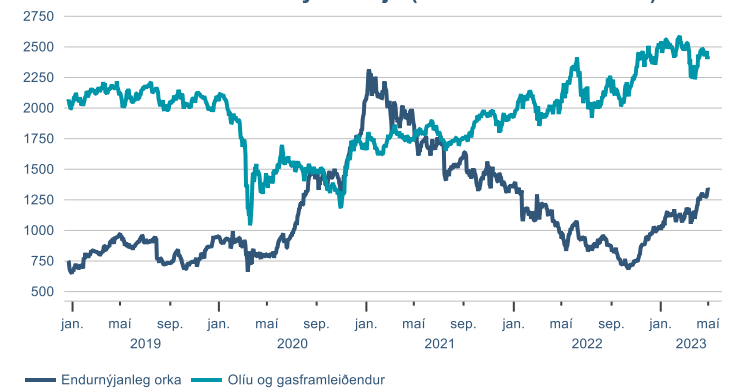
EUA Losunarheimildir innan ETS viðskiptakerfisins



UFS Hlutabréfavisitölur og S&P 500

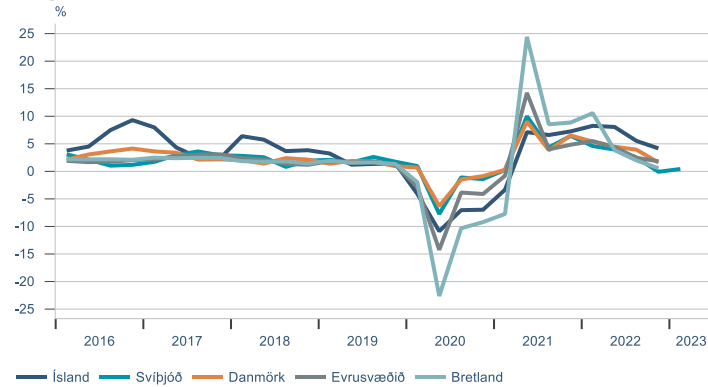


Hlutabréfavisitölur orkufyrirtækja (hluti af Eurofirst 300)

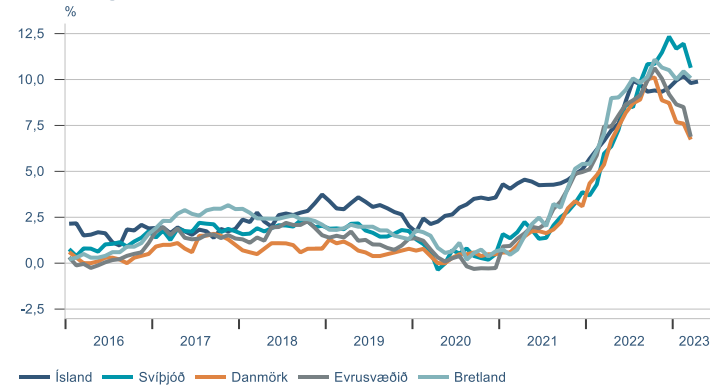


Alþjóðlegur samanburður

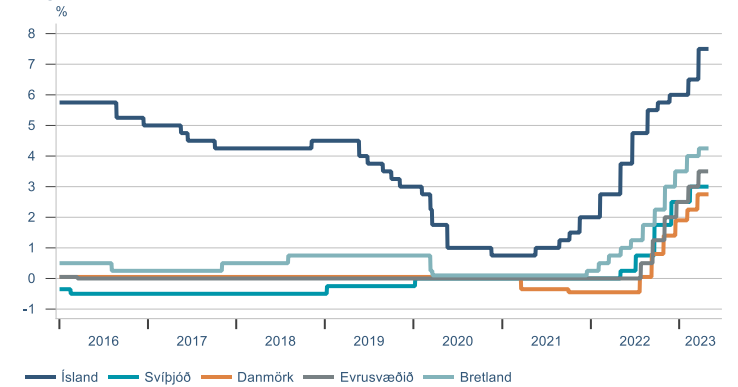
Hagvöxtur



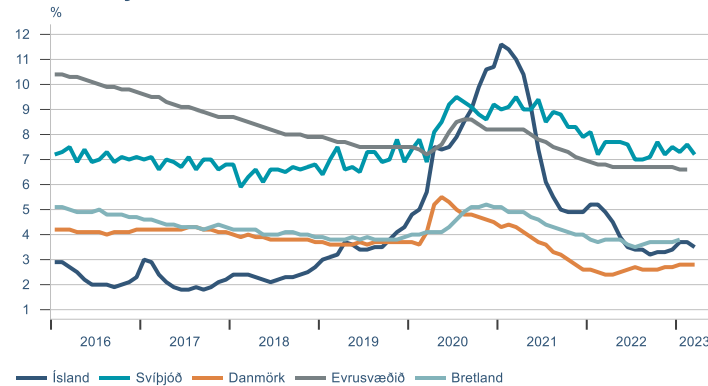
Verðbólga



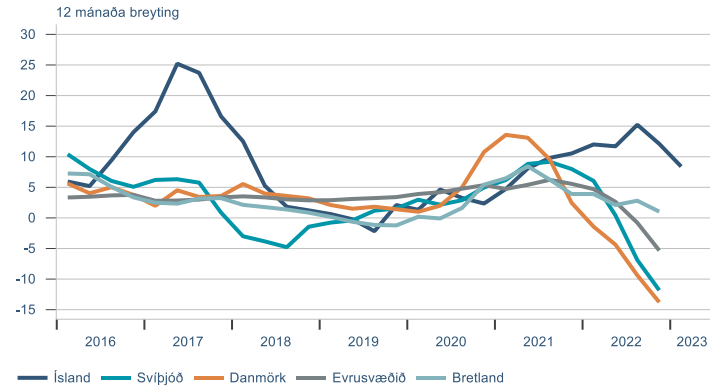
Stýrivextir



Atvinnuleysi



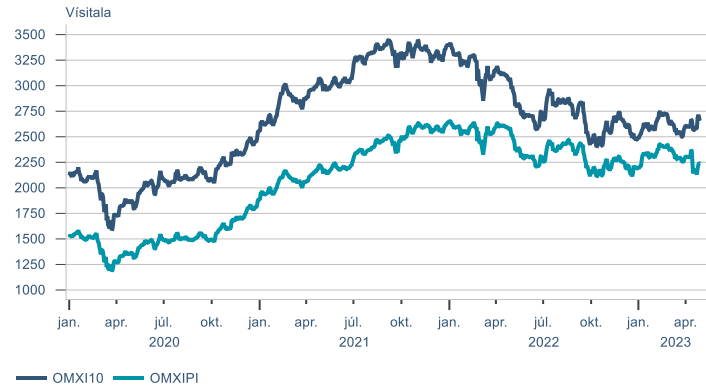
Rauverð íbúða



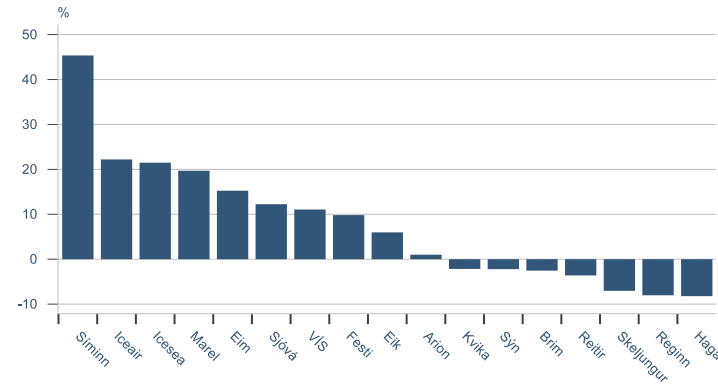
► Fjármálamarkaðir

Hlutabréf

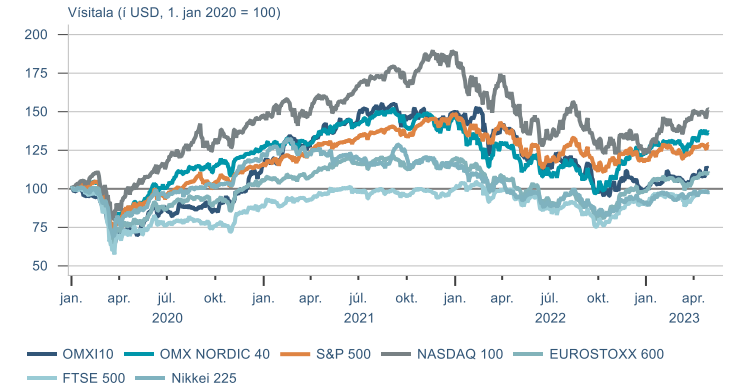
OMX-vísitölur



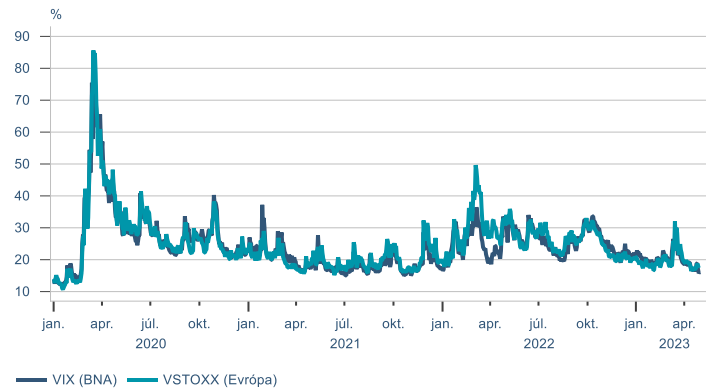
Það sem af er ári



Hlutabréfavisitölur

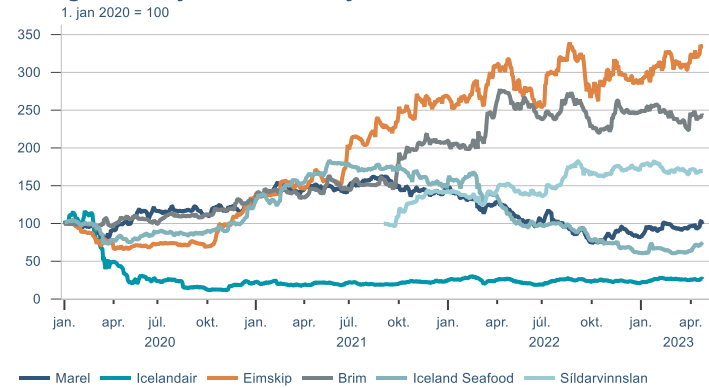


Vix-vísitölur



Hlutabréf

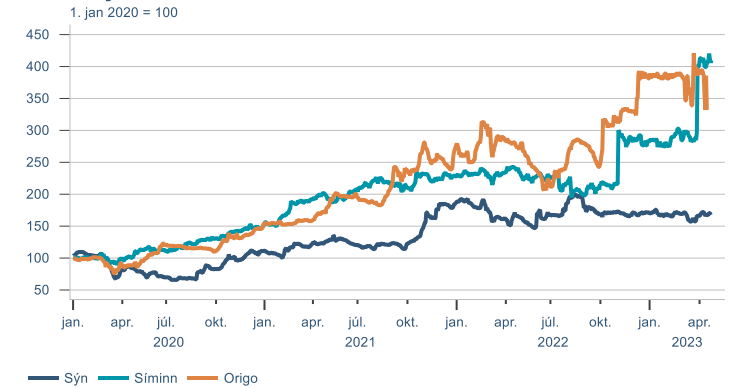
Félög með tekjur í erlendri mynt



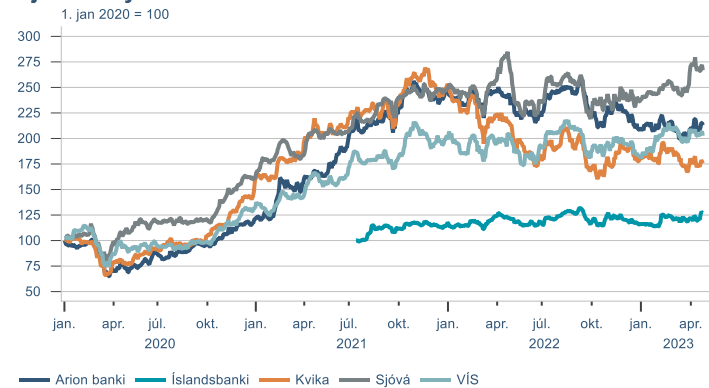
Smásala



Tæknifyrirtæki



Fjármálfyrirtæki

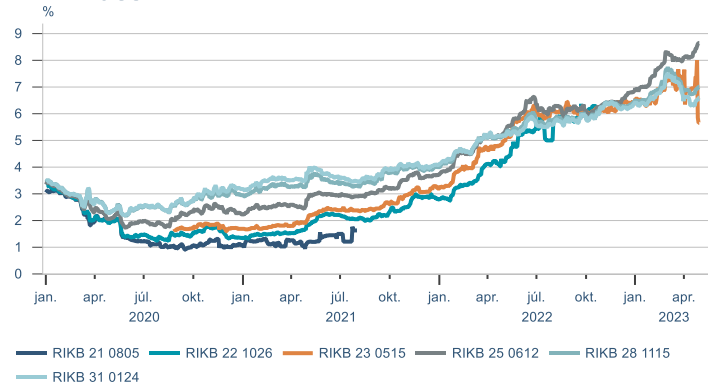


Fasteignafélög

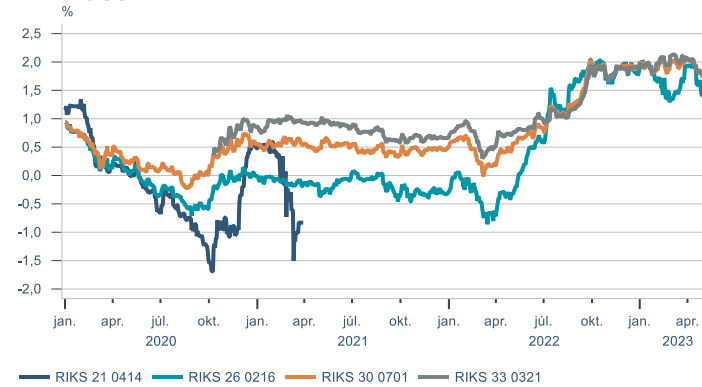


Skuldabréf

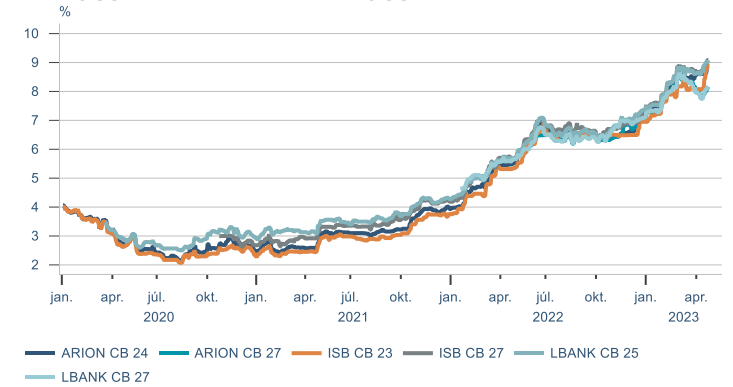
Óverðtryggð ríkisbréf



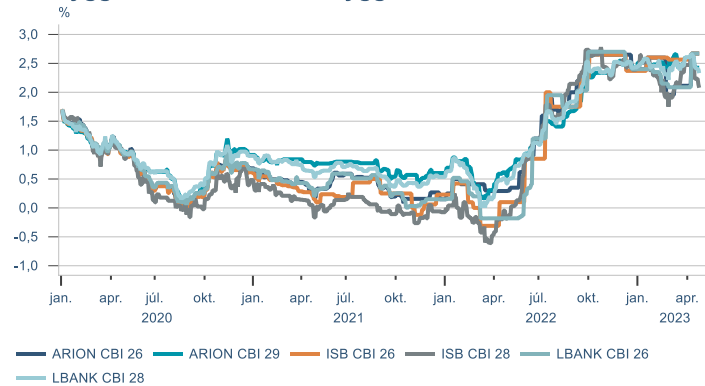
Verðtryggð ríkisbréf



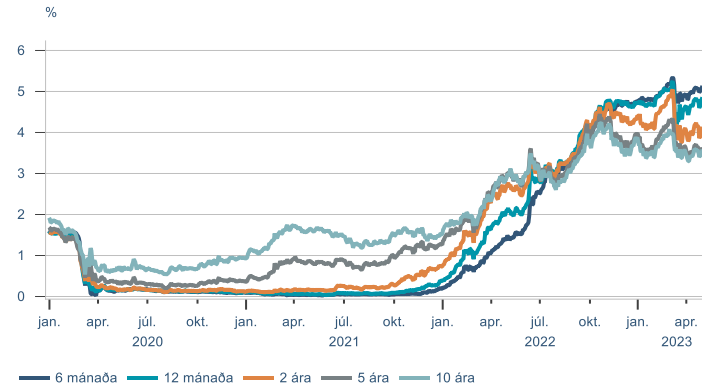
Sértryggð skuldabréf - óverðtryggð



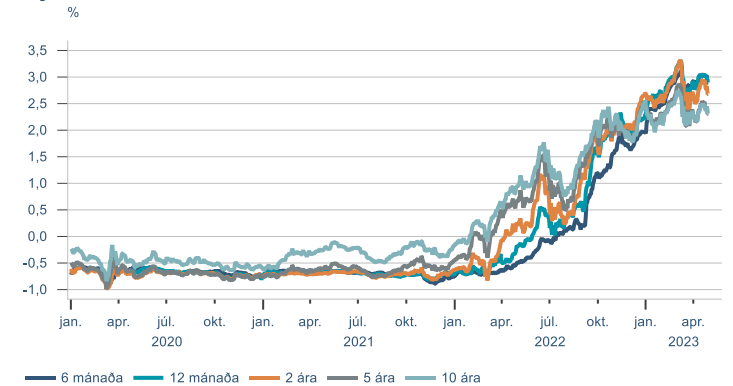
Sértryggð skuldabréf - verðtryggð



Bandarísk ríkisskuldabréf



Býsk ríkisskuldabréf

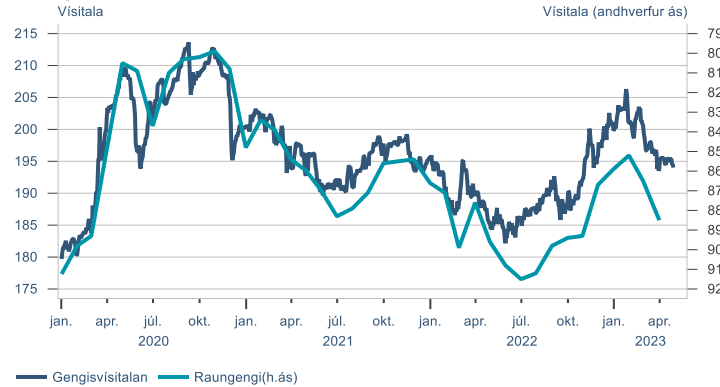


Gjaldeyrir

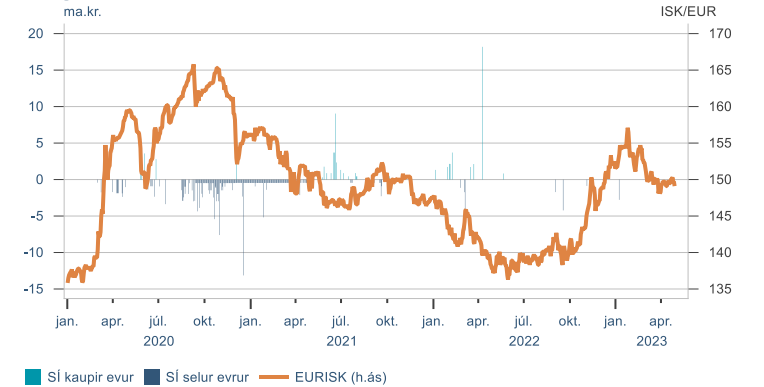
Gengi krónunnar



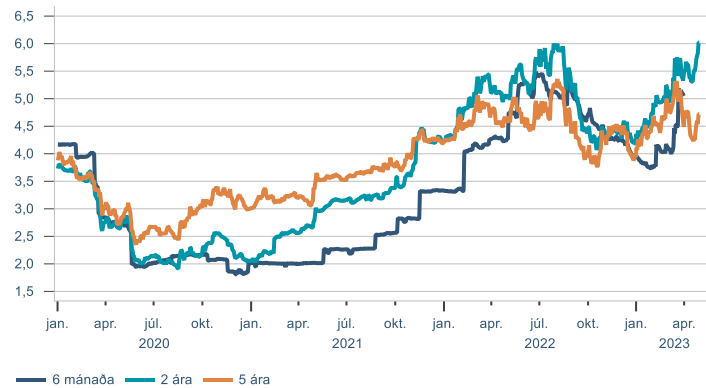
Gengisvísitalan



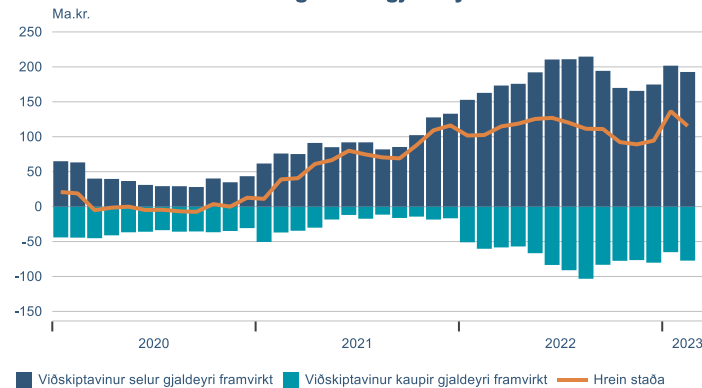
Inngrip SÍ



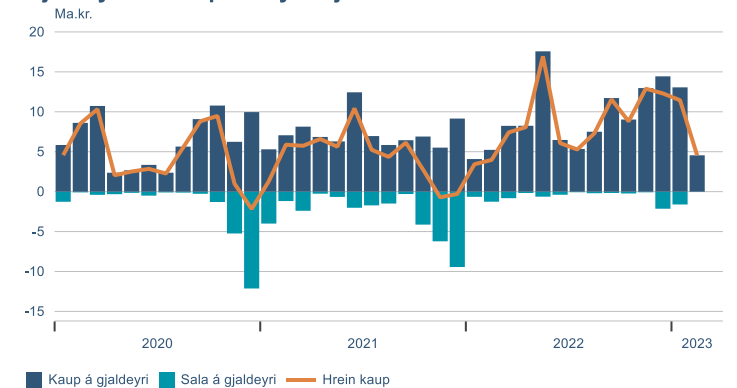
Vaxtamunur við evru



Staða framvirkra samninga með gjaldeyri

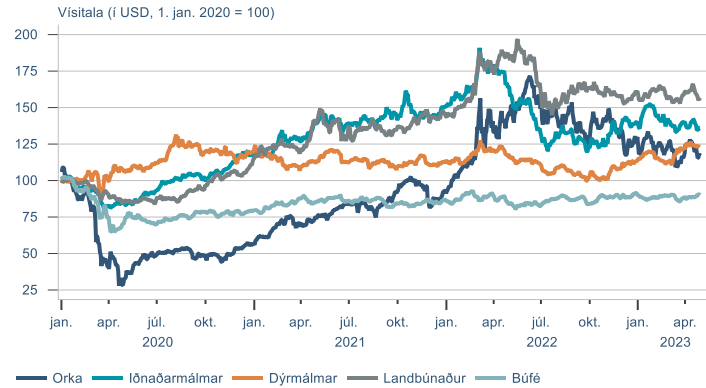


Gjaldeyrsviðskipti lífeyrissjóða



Hrávörur

S&P GSCI hrávörusíðilur



Álverð

3 mánaða framvirk verð, LME



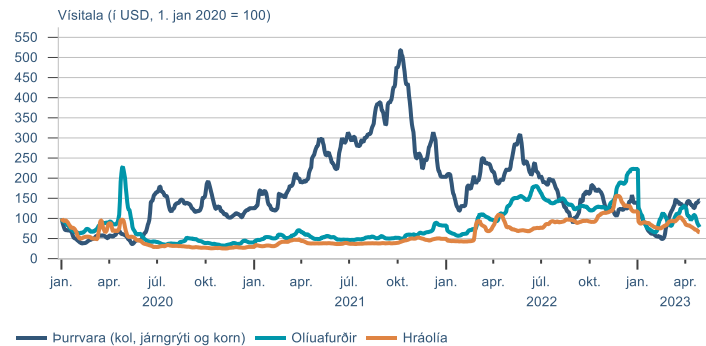
Heimsmarkaðsverð á olíu

Brent



Flutningskostnaður

Baltic exchange visitölur



Hlutabréf

		Áramót	1M	3M	12M
OMXI10	2657,0	6,4%	5,6%	1,8%	-13,7%
OMXI10GI	3338,1	9,4%	5,8%	4,7%	-11,1%
Brim	85,2	-2,5%	8,5%	-5,7%	-10,5%
Eimskip	572,0	12,9%	5,0%	6,8%	3,1%
Icelandair	2,0	22,2%	3,7%	-1,0%	-5,7%
Iceland Seafood	7,4	21,5%	18,5%	11,4%	-33,8%
Marel	584,0	19,7%	6,2%	6,2%	-16,9%
Síldarvinnslan	115,0	-5,0%	0,9%	-7,6%	9,5%
Festi	196,5	9,8%	11,0%	12,3%	-17,4%
Hagar	67,0	-8,2%	5,5%	0,8%	-17,4%
Skeljungur	14,3	-7,0%	0,7%	-7,6%	-20,2%
Nova	4,8	11,4%	24,7%	13,0%	
Síminn	11,6	9,6%	4,0%	12,2%	-7,0%
Sýn	57,5	-4,0%	0,9%	-1,5%	-0,7%
Arion	142,5	1,0%	6,7%	-0,7%	-12,7%
Íslandsbanki	124,0	8,8%	6,5%	11,4%	4,3%
Kvika	18,2	-2,2%	4,4%	-3,2%	-18,5%
Sjóvá	35,5	12,2%	6,3%	9,6%	-3,0%
VÍS	18,2	11,1%	1,7%	-0,2%	-1,0%
Eik	11,9	6,0%	19,1%	11,7%	-21,8%
Reginn	25,2	-8,0%	4,1%	-1,2%	-35,1%
Reitir	84,3	-3,6%	0,9%	2,1%	-20,1%
Alvotek	1450,0	-2,0%	-20,8%	-17,6%	
Ólgerðin	12,9	23,4%	22,3%	21,7%	

Leiðrétt fyrir arðgreiðslum

Gjaldeyri

		áramót	1M	3M	12M
GVT	194,0	-2,9%	0,1%	-4,7%	4,7%
EUR	149,1	-1,6%	0,7%	-3,7%	8,2%
USD	135,8	-4,4%	-0,6%	-4,8%	3,3%
GBP	169,3	-0,9%	0,6%	-3,9%	3,7%
DKK	20,0	-1,8%	0,6%	-4,0%	8,0%
SEK	13,1	-3,6%	-0,5%	-4,9%	-1,3%
NOK	12,6	-12,2%	-3,3%	-12,2%	-9,2%
CHF	151,5	-1,5%	1,8%	-2,0%	12,3%
JPY	1,00	-7,3%	-4,5%	-9,1%	-0,7%

Ríkisskuldabréf

	krafa	verð	meðalt.	ávöxtun			
				áramót	1M	3M	12M
RIKB 23 0515	7,57%	99,8	0,0	2,1%	0,7%	1,6%	4,8%
RIKB 24 0415	8,77%	94,5	1,0	0,6%	0,2%	0,3%	2,0%
RIKB 25 0612	8,65%	98,8	1,9	-1,1%	-0,5%	-0,9%	-0,8%
RIKB 28 1115	7,01%	91,0	4,8	-0,5%	1,0%	-0,2%	-3,0%
RIKB 31 0124	6,60%	99,4	6,2	0,8%	2,3%	1,0%	-2,9%
RIKB 42 0217	5,87%	84,6	12,4	5,0%	4,2%	4,0%	-2,2%
RIKS 26 0216	1,41%	100,3	2,7	5,5%	2,4%	4,5%	4,1%
RIKS 30 0701	1,74%	110,1	6,4	5,7%	3,2%	4,1%	1,3%
RIKS 33 0321	1,81%	110,7	8,7	5,4%	3,3%	3,8%	0,7%
RIKS 37 0115	1,77%	90,8	12,8	5,4%	4,9%	4,6%	0,4%

Hlutabréfavitölur

		áramót	1M	3M	n
OMXI10	2579,0	3,3%	2,5%	-1,2%	-16,2%
OMXN40	2371,0	9,0%	5,3%	5,9%	10,0%
S&P 500	4133,5	7,7%	4,1%	1,5%	-3,6%
FTSE 100	7914,1	6,2%	5,7%	1,9%	5,4%

Þessi umfjöllun er markaðsefni sem er ætluð til upplýsinga en felur hvorki í sér fjárfestingarráðgjöf né óháða fjárfestingagreiningu. Lagakröfur sem gilda um fjárfestingarráðgjöf og fjárfestingagreiningar eiga því ekki við, þar með talið bann við viðskiptum fyrir dreifingu. Umfjöllunin var unnin út frá opinberum upplýsingum frá aðilum sem Landsbankinn hefur metið áreiðanlega, en bankinn getur ekki ábyrgst réttmæti þeirra. Landsbankinn tekur enga ábyrgð á tjóni sem gæti hlotist af því að nýta upplýsingar sem hér eru settar fram.

Upplýsingar um fyrri árangur fjármálagerninga eða -vísitalna sýna nafnávöxtun, nema annað sé tekið fram. Ef árangur byggir á erlendum gjaldmiðli getur ávöxtun aukist eða minnkað vegna gengissveiflna. Árangur í fortíð gefur ekki áreiðanlega vísbendingu um framtíðarárangur. Nánari upplýsingar um fyrri árangur fjármálagerninga og -vísitalna má finna á [vef Landsbankans](#), þ.m.t. um ávöxtun síðastliðinna 5 ára.

Verðbréfi viðskipti fela í sér áhættu og eru lesendur hvattir til að kynna sér [áhættulýsingu vegna viðskipta með fjármálagerninga](#) og [stefnu Landsbankans um hagsmunaárekstra](#) á vef Landsbankans undir.

Landsbankinn er viðskiptabanki sem starfar samkvæmt lögum nr. 161/2002, um fjármálafyrirtæki, og starfar undir leyfi og eftirliti Fjármálaeftirlits Seðlabanka Íslands (www.fme.is).