

Vikubyrjun 11. apríl 2023

Hagfræðideild



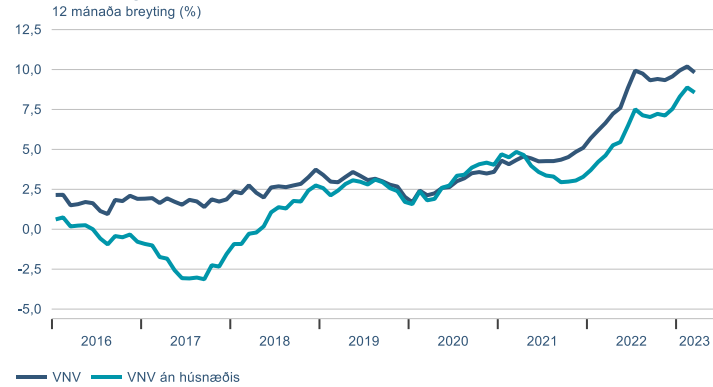
Dagatal

Vikud.	Dag.	kl.	Viðburður	Tímabil	Birtingaraðili
þri	11. apr.		Brottfarir um Leifsstöð Flutningstölur Flutningstölur	mar mar mar	Ferðamálastofa Play Icelandair
mið	12. apr.	09:00	Efnahagslegar skammtímatölur		Hagstofan
		09:00	Raungengi	mar	Seðlabankinn
			Kortavelta	mar	RSV
		16:00	Markaðsupplýsingar Álit greinenda birt	1.ársfj.	Lánamál ríkisins Íslandsbanki
		09:00	Efnahagur Seðlabankans	mar	Seðlabankinn
		09:00	Gjaldeyrismarkaður	mar	Seðlabankinn
		09:00	Krónumarkaður	mar	Seðlabankinn
fim	13. apr.	09:00	Vöruviðskipti (bráðabirgðatölur)	mar	Hagstofan
		09:00	Erlend staða Seðlabankans	mar	Seðlabankinn
fös	14. apr.	12:00	Skráð atvinnuleysi Útboð ríkisbréfa	mar	Vinumálastofnun Lánamál ríkisins
		09:00	Fiskafli	mar	Hagstofan
		09:00	Aflaverðmæti	jan	Hagstofan

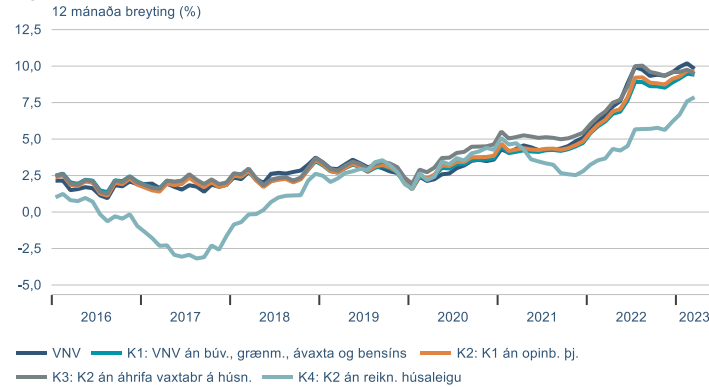
▶ Efnahagsmál

Verðlag

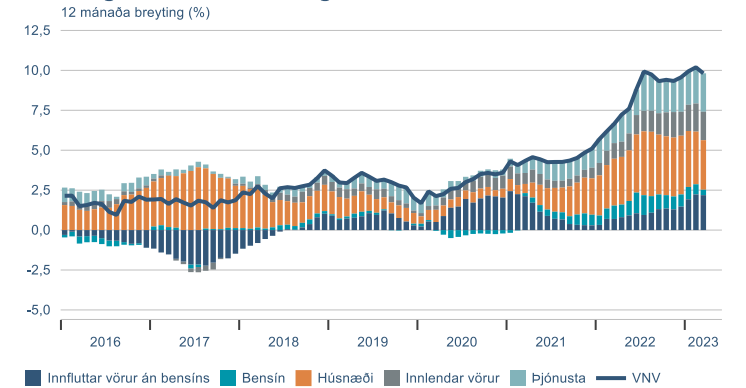
Visitala neysluverðs



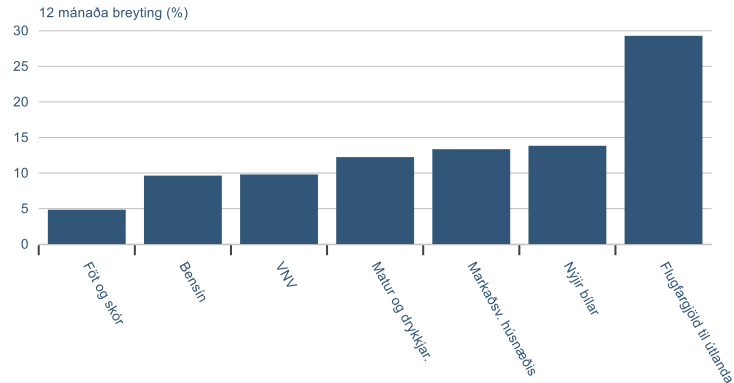
Kjarnavísitölur



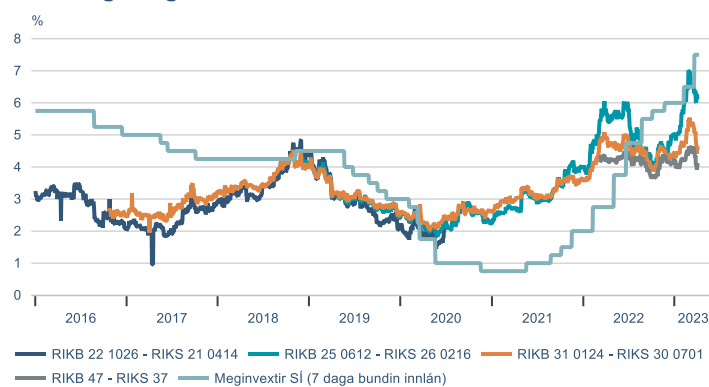
Framlag undirliða verðbólgu



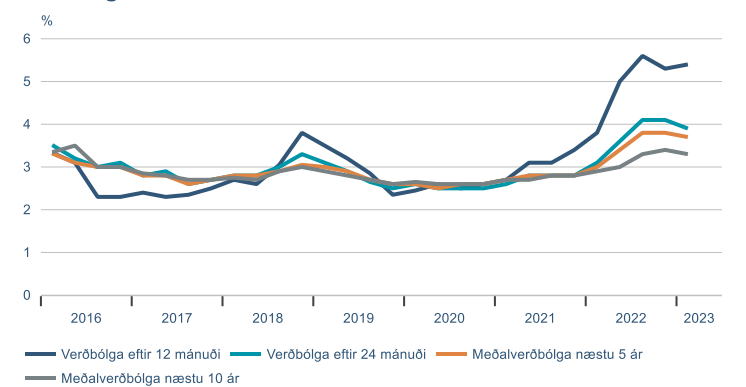
Valdir undirliðir



Verðbólguálag á skuldabréfamarkaði

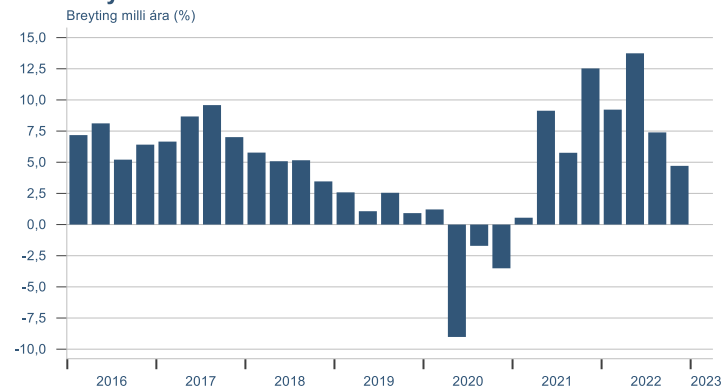


Væntingakönnun markaðsaðila

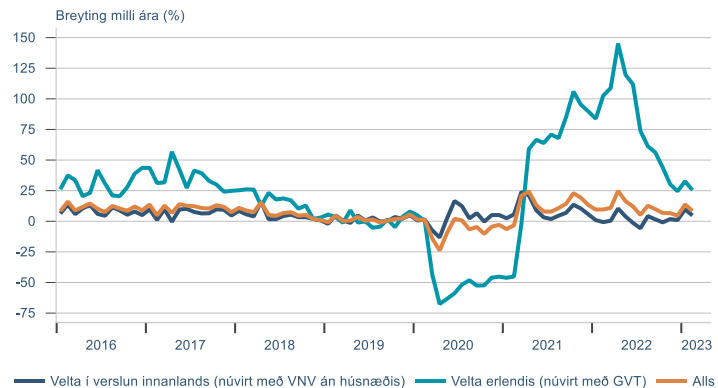


Heimilin

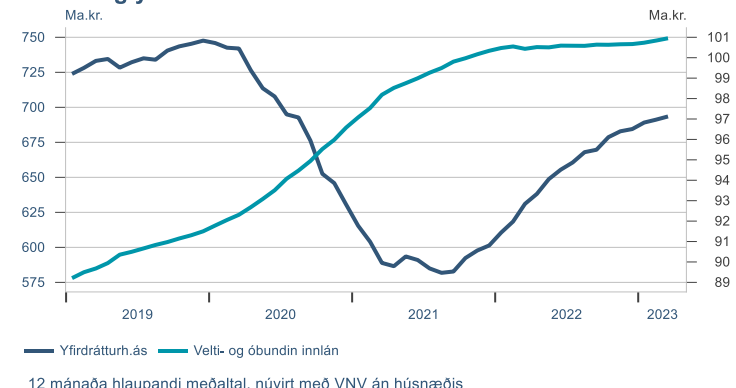
Einkaneysla



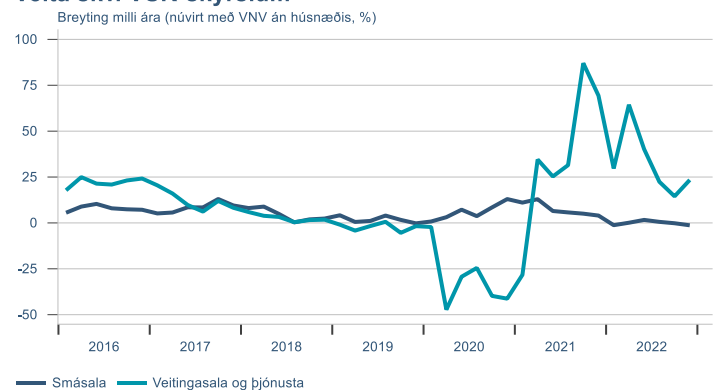
Greiðslukortavelta



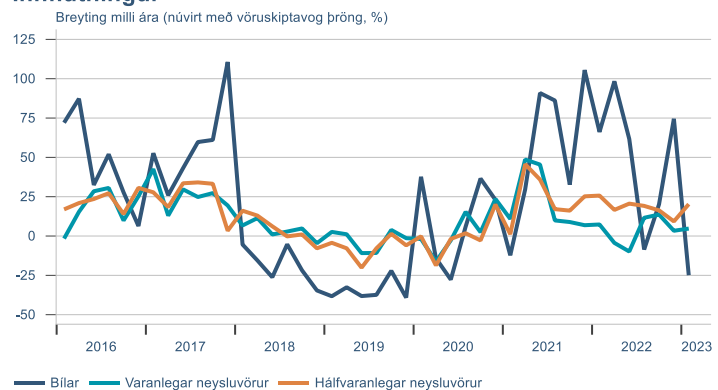
Innlán og yfirdráttur heimilana



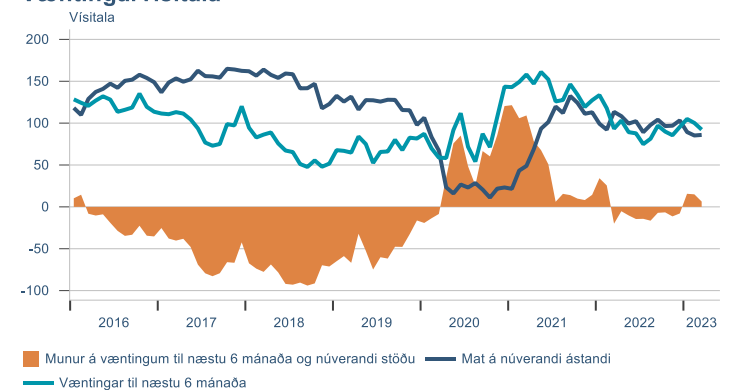
Velta skv. VSK-skýrslum



Innflutningur

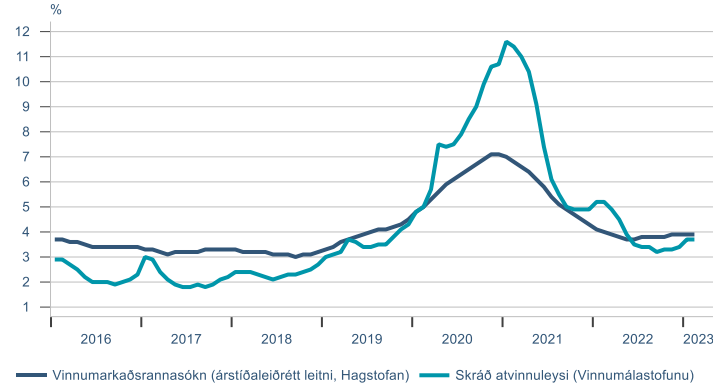


Væntingarvísitala

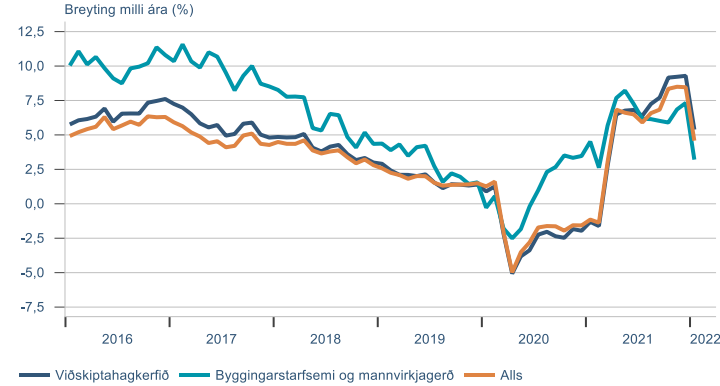


Vinnumarkaðurinn

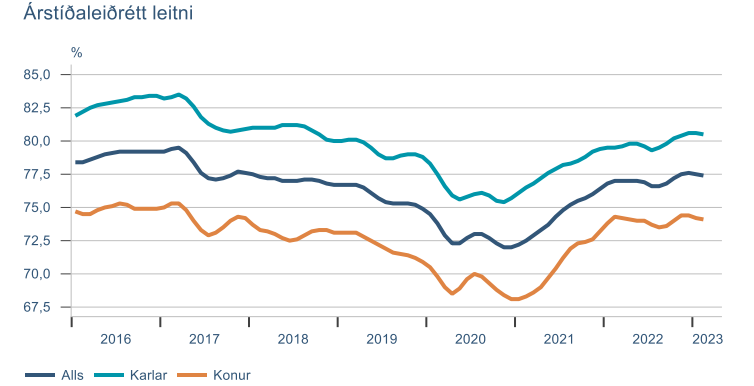
Atvinnuleysi



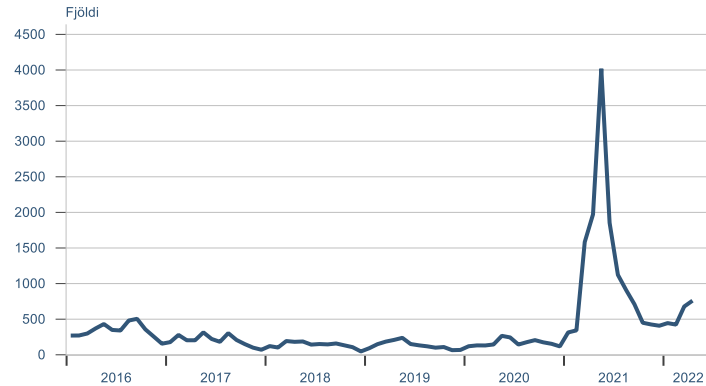
Fjöldi launagreiðenda



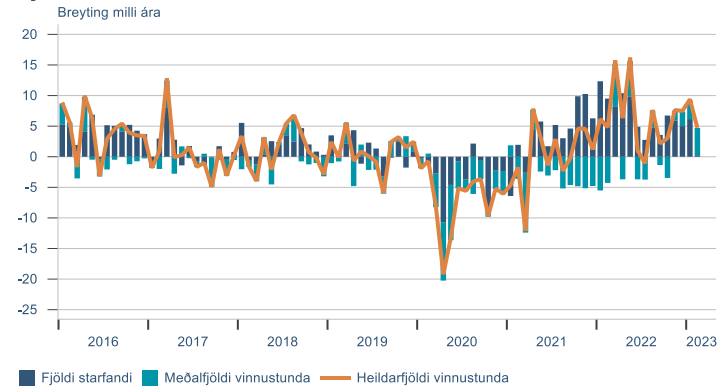
Atvinnuþáttaka



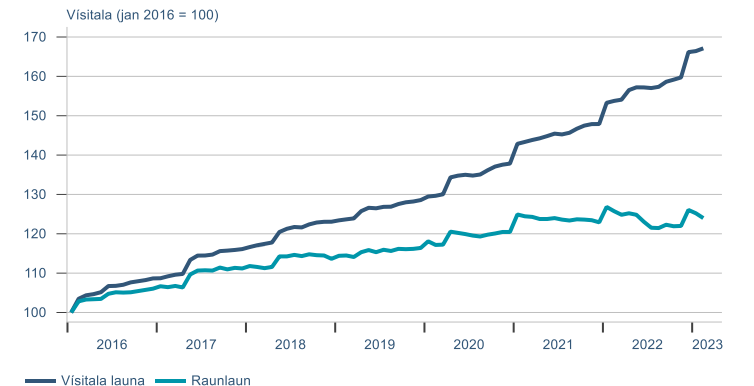
Laus störf



Fjöldi vinnustunda

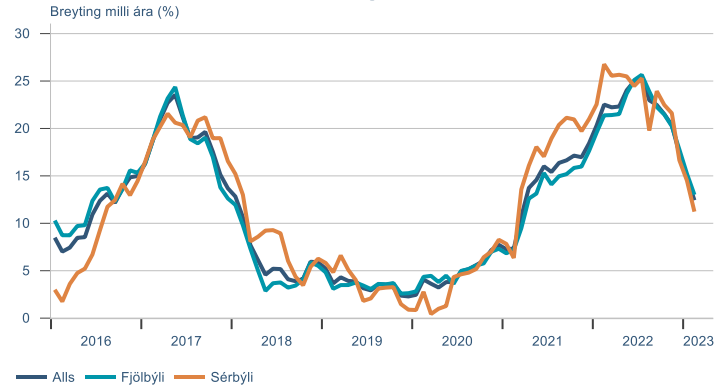


Laun

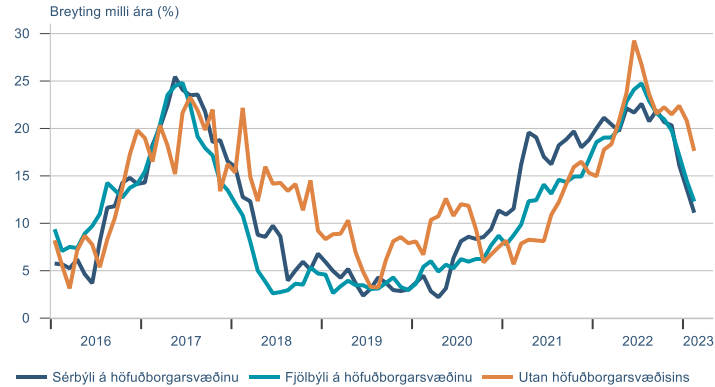


Fasteignamarkaðurinn

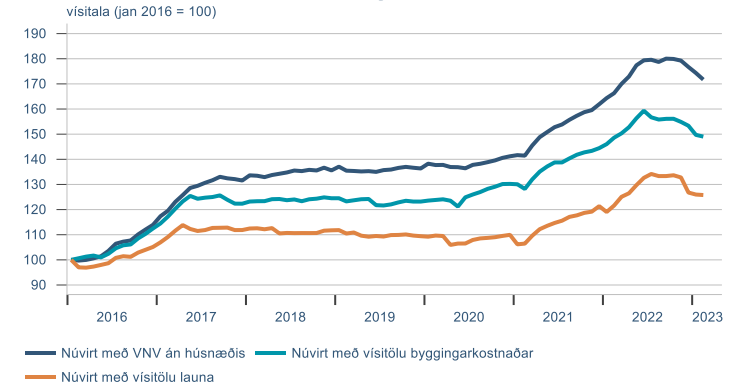
Vísitala íbúðaverðs á höfuðborgarsvæðinu



Vísitala markaðsverðs húsnæðis



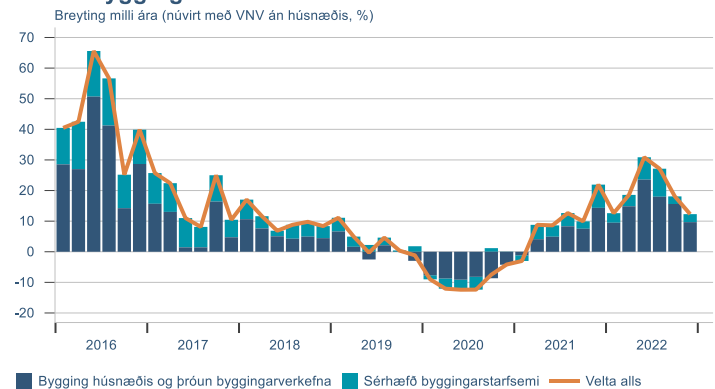
Vísitala íbúðaverðs á höfuðborgarsvæðinu



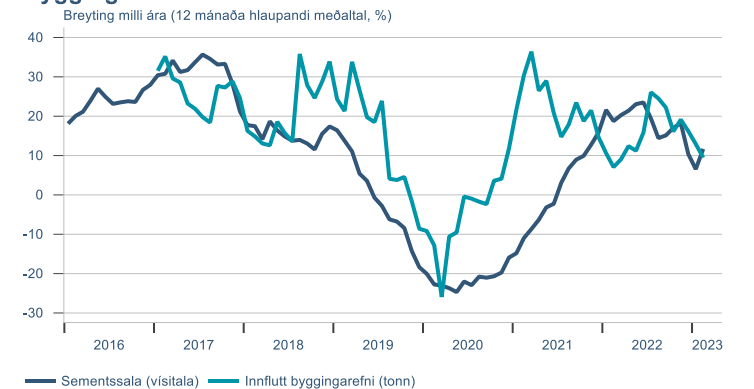
Vísitala leiguverðs



Velta í byggingariðnaði

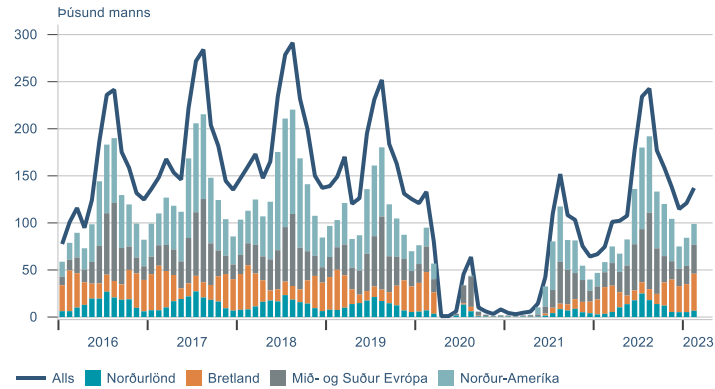


Byggingarvörur



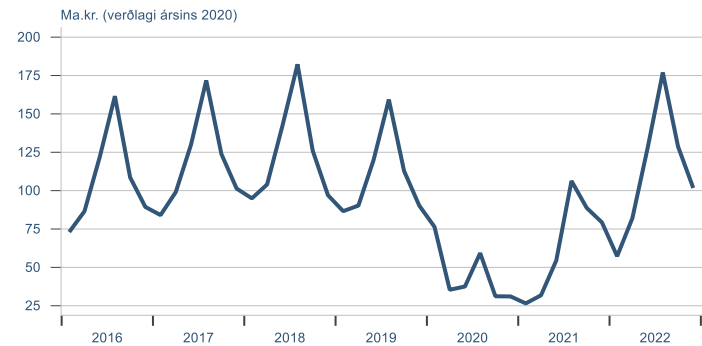
Ferðaþjónustan

Erlendir ferðamenn um Leifstöð

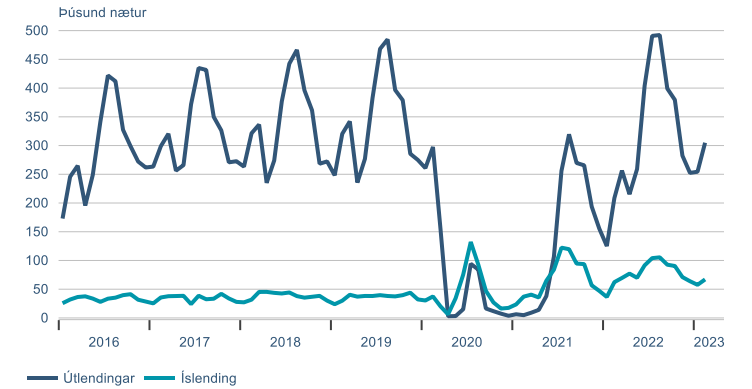


Velta í ferðaþjónustu

Velta á VSK-tímabili (2 mánuðir)



Gistinætur á hótélum



Velta erlendra greiðslukorta

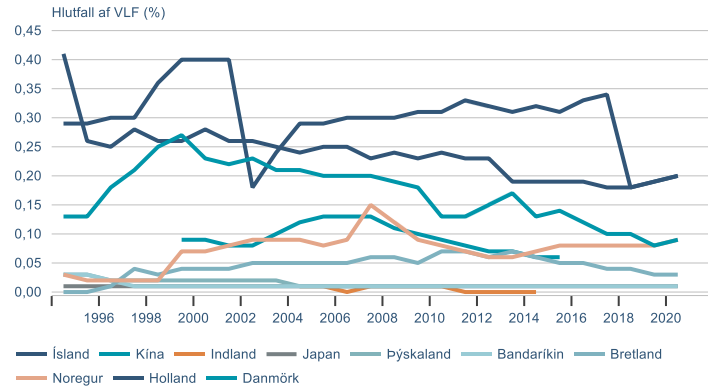


Fjöldi launagreiðenda í ferðaþjónustu

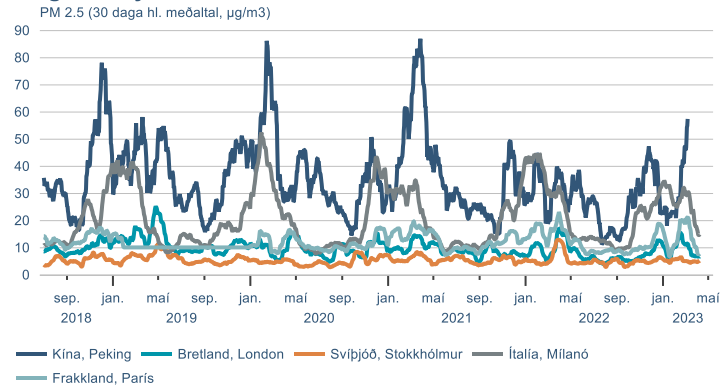


Sjálfbærni

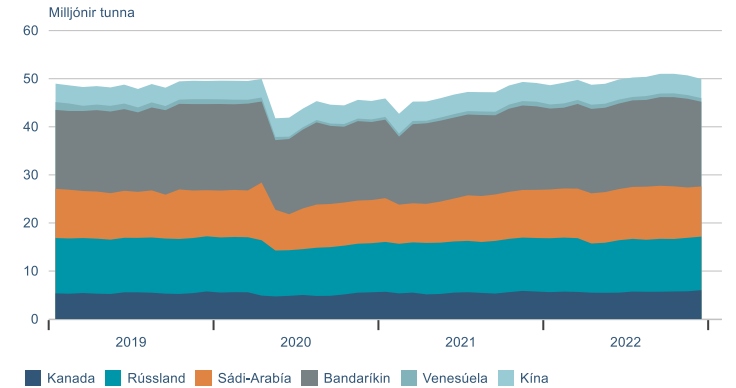
Umhverfisskattur



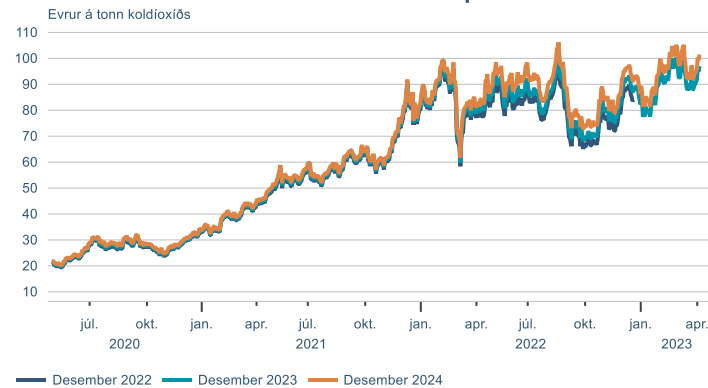
Magn svifryks



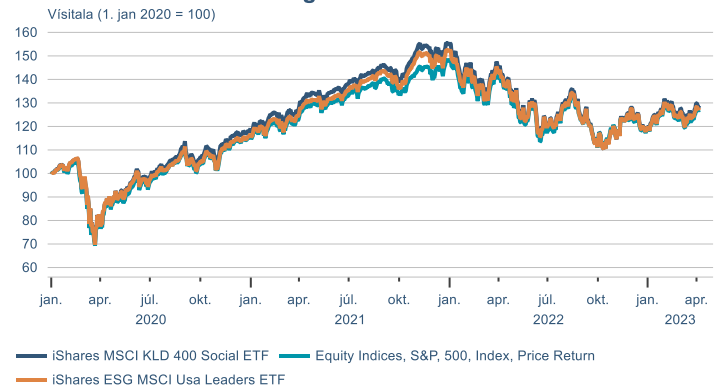
Framleiðsla hráolíu



EUA Losunarheimildir innan ETS viðskiptakerfisins



UFS Hlutabréfavisitölur og S&P 500

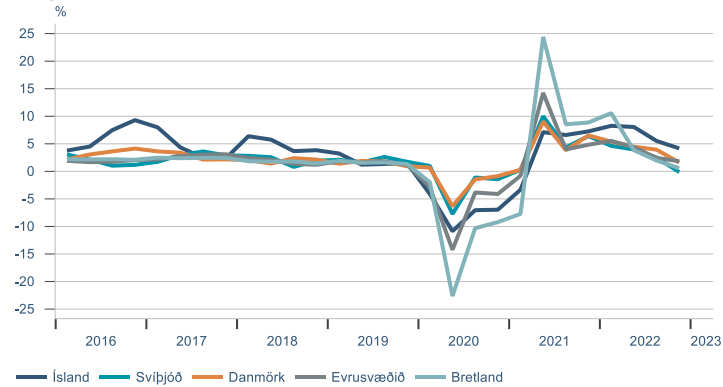


Hlutabréfavisitölur orkufyrirtækja (hluti af Eurofirst 300)

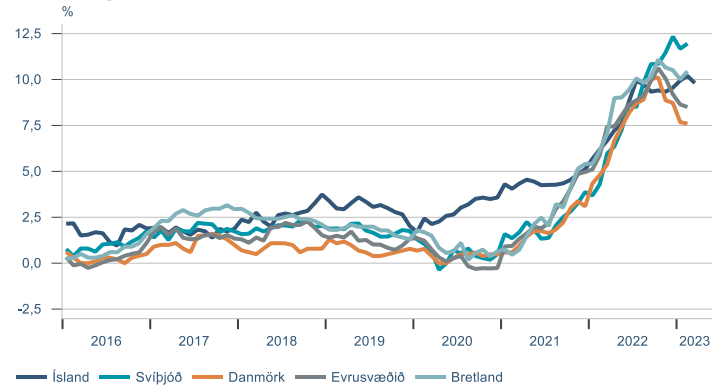


Alþjóðlegur samanburður

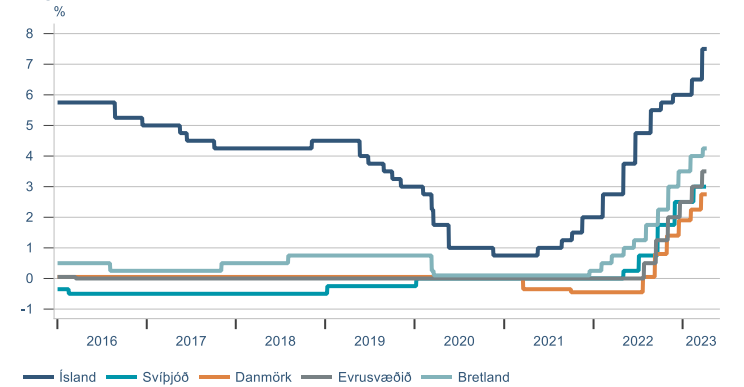
Hagvöxtur



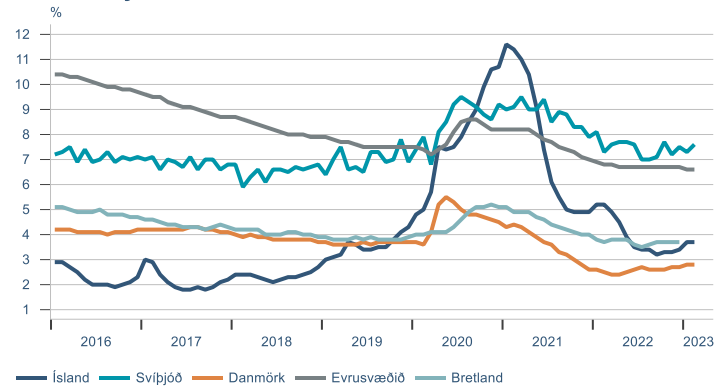
Verðbólga



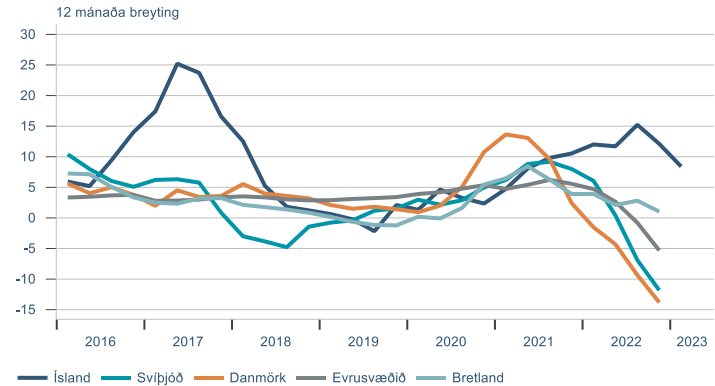
Stýrivextir



Atvinnuleysi



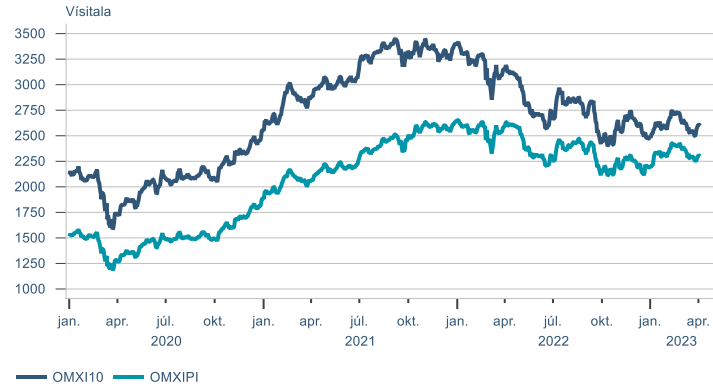
Rauverð íbúða



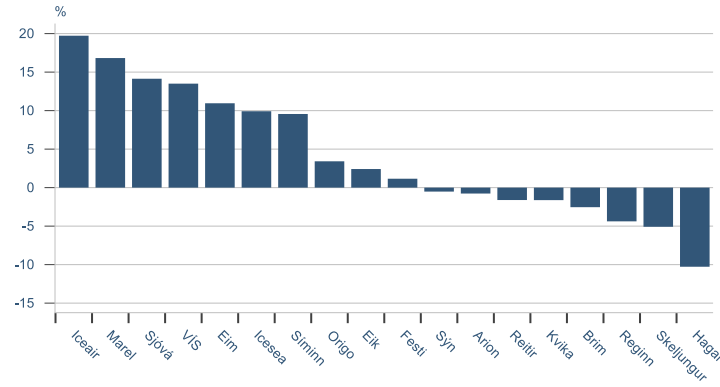
► Fjármálamarkaðir

Hlutabréf

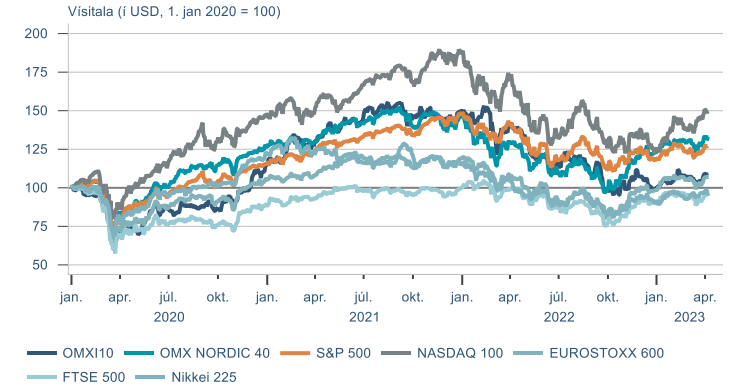
OMX-vísitölur



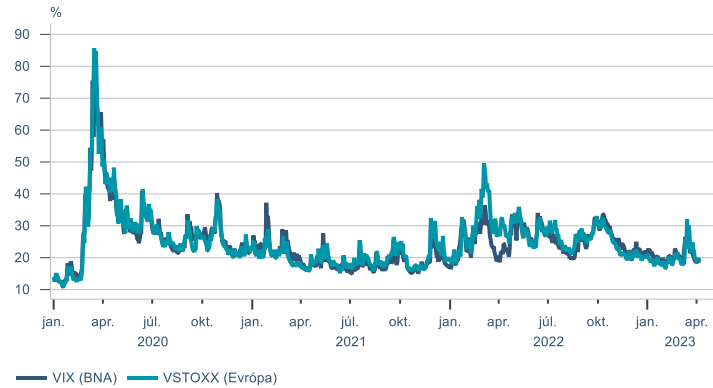
Það sem af er ári



Hlutabréfavisitölur

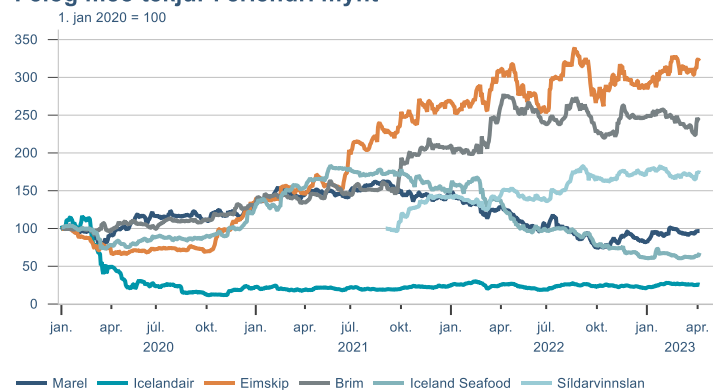


Vix-vísitölur

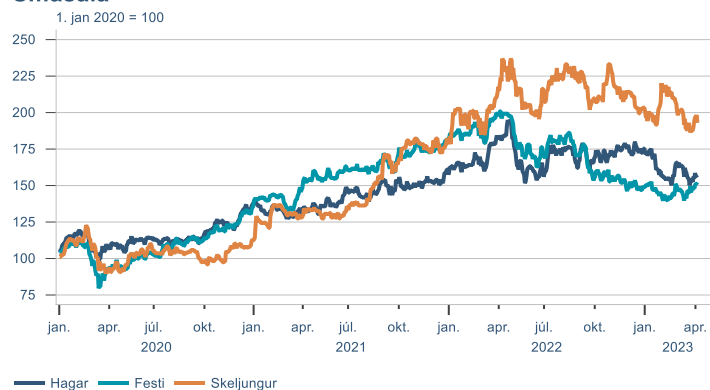


Hlutabréf

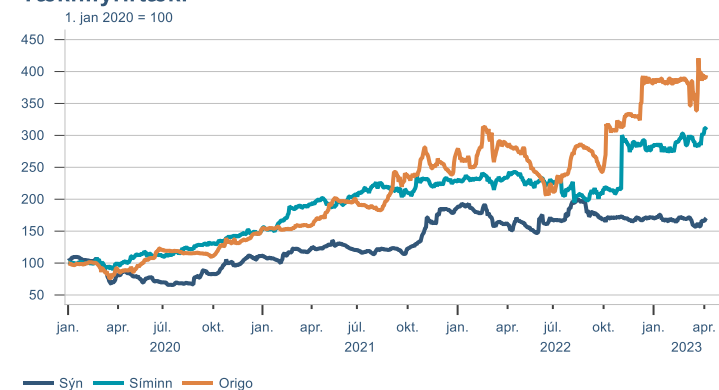
Félög með tekjur í erlendri mynt



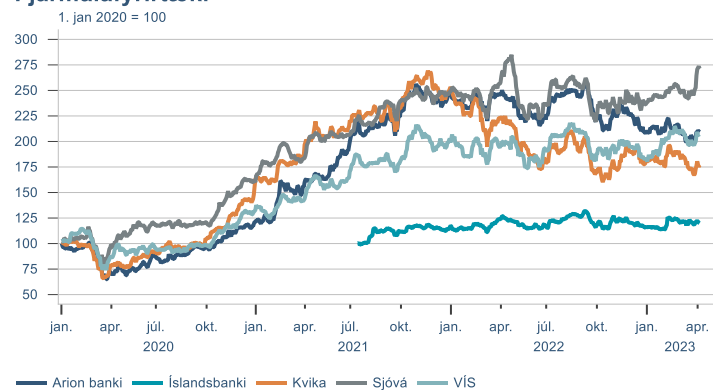
Smásala



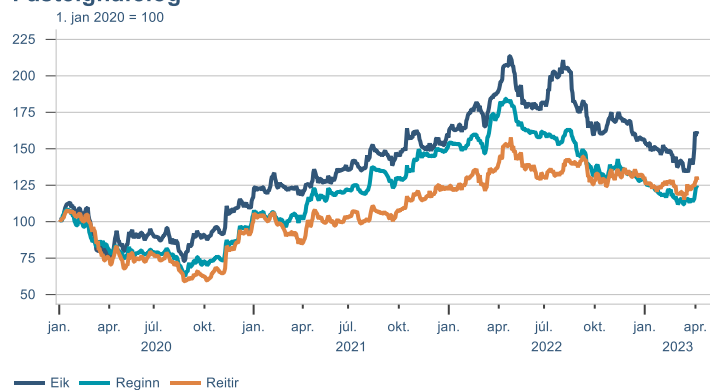
Tæknifyrirtæki



Fjármálafyrirtæki

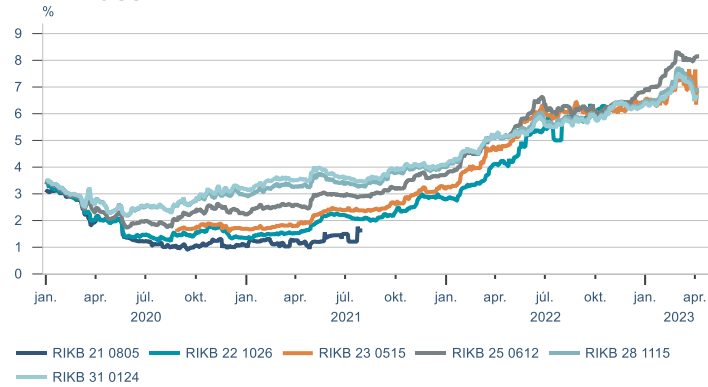


Fasteignafélög

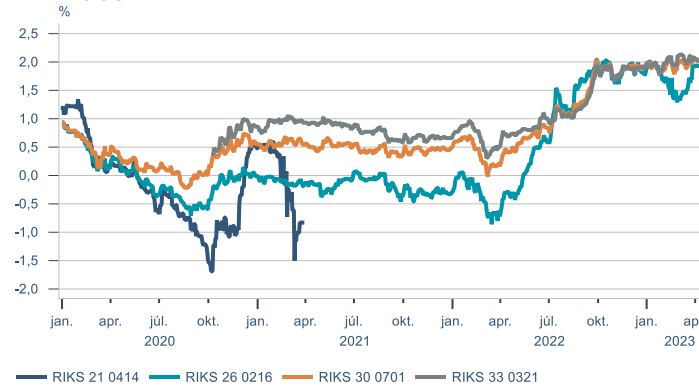


Skuldabréf

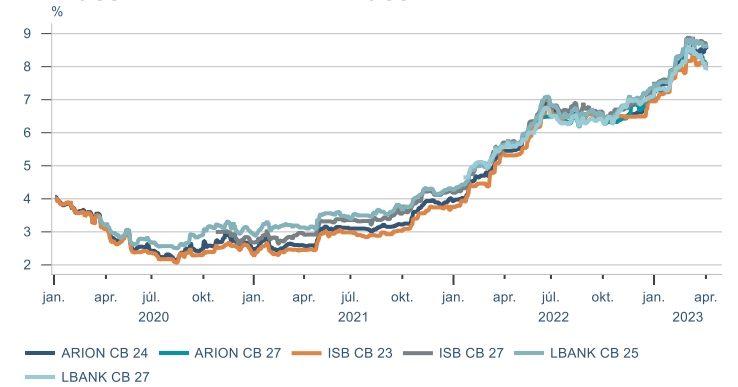
Óverðtryggð ríkisbréf



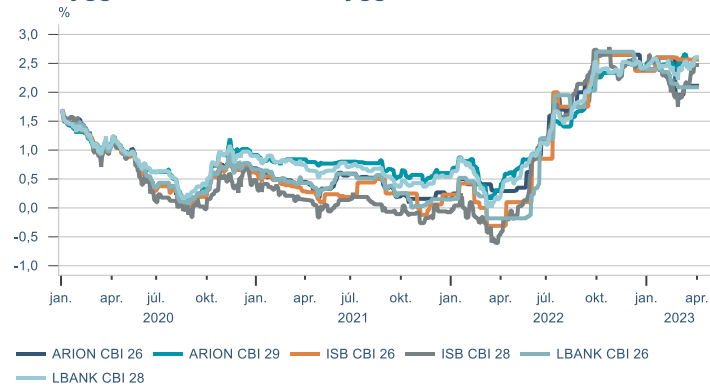
Verðtryggð ríkisbréf



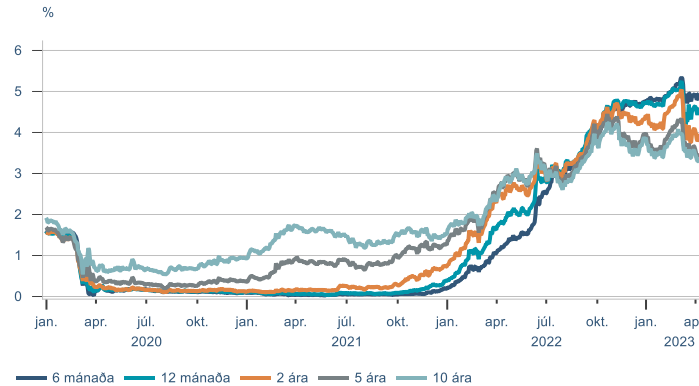
Sértryggð skuldabréf - óverðtryggð



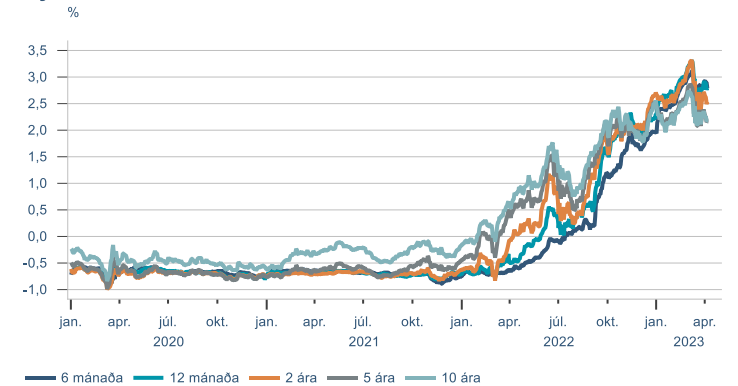
Sértryggð skuldabréf - verðtryggð



Bandarísk ríkisskuldabréf



Þýsk ríkisskuldabréf

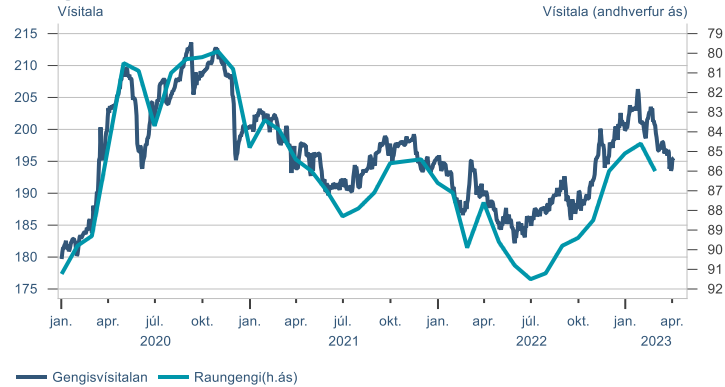


Gjaldeyrir

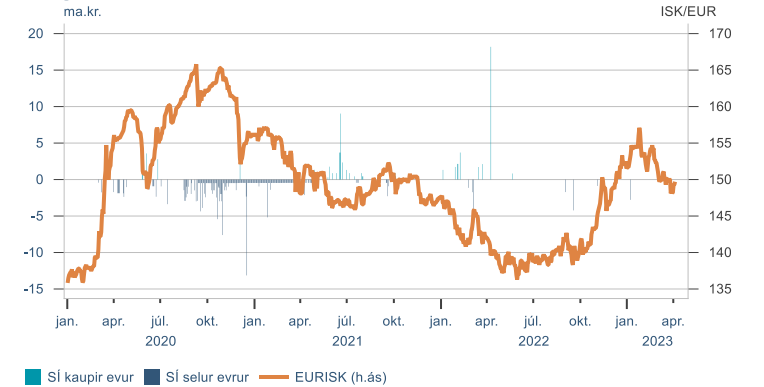
Gengi krónunnar



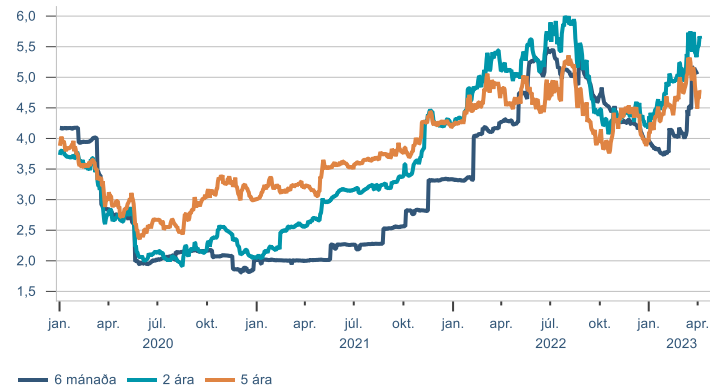
Gengisvitalan



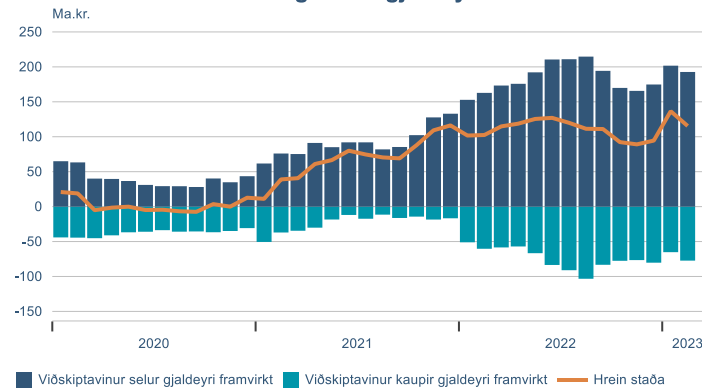
Inngrip SÍ



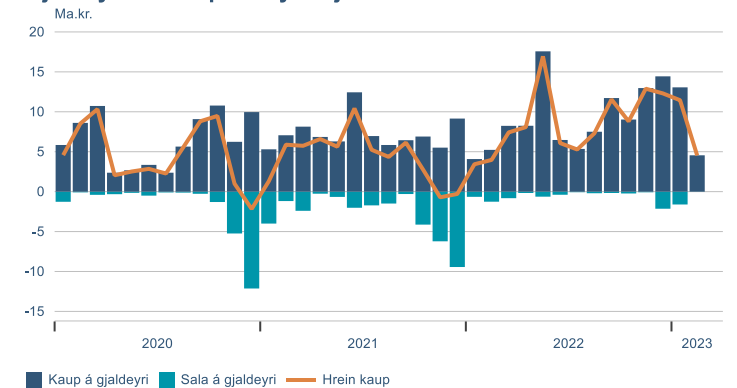
Vaxtamunur við evru



Staða framvirkra samninga með gjaldeyri

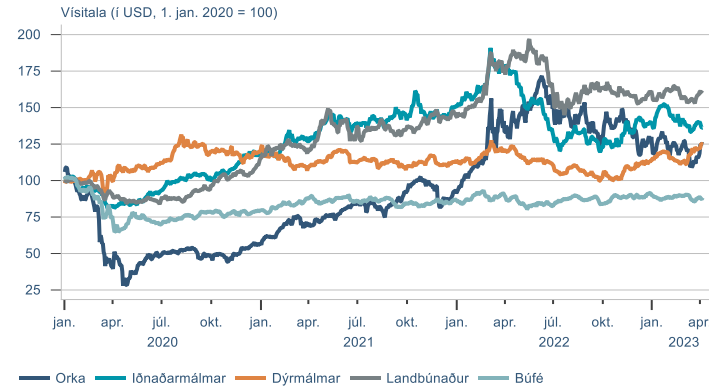


Gjaldeyrsviðskipti lífeyrissjóða



Hrávörur

S&P GSCI hrávörusítiölur



Álverð

3 mánaða framvirk verð, LME



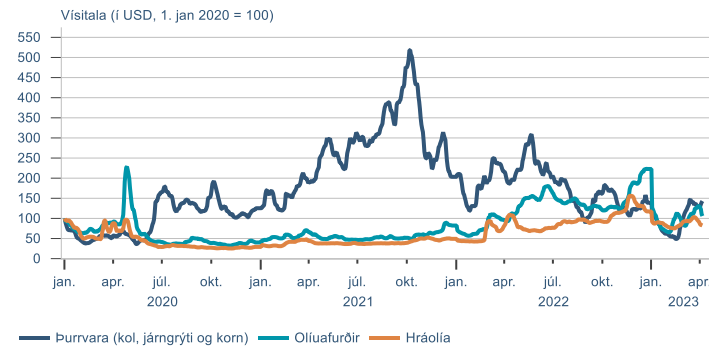
Heimsmarkaðsverð á olíu

Brent



Flutningskostnaður

Baltic exchange visitölur



Hlutabréf

		Áramót	1M	3M	12M
OMXI10	2597,9	4,0%	-0,7%	1,6%	-16,9%
OMXI10GI	3263,8	7,0%	2,2%	4,5%	-14,5%
Brim	85,2	-2,5%	1,4%	-2,2%	-10,9%
Eimskip	562,0	11,0%	2,2%	9,9%	5,0%
Icelandair	1,9	19,7%	-4,0%	14,5%	-3,3%
Iceland Seafood	6,7	9,9%	10,8%	11,8%	-46,4%
Marel	570,0	16,3%	4,8%	9,2%	-22,8%
Síldarvinnslan	118,0	-2,5%	-0,8%	-3,7%	12,9%
Festi	181,0	1,2%	2,9%	-0,5%	-23,9%
Hagar	65,5	-10,3%	-3,7%	-8,4%	-14,1%
Skeljungur	14,6	-5,1%	-4,5%	-2,0%	-18,6%
Nova	4,5	3,7%	12,6%	3,7%	
Origo	89,0	-10,1%	-1,1%	-11,0%	21,9%
Síminn	11,6	9,6%	4,7%	8,6%	-6,2%
Sýn	58,5	-2,3%	-2,3%	-2,3%	9,6%
Arion	140,0	-0,8%	1,6%	-2,1%	-14,2%
Íslandsbanki	117,0	2,6%	-1,2%	2,5%	-3,9%
Kvika	18,3	-1,6%	-4,4%	-3,2%	-20,5%
Sjóvá	36,1	14,1%	8,3%	12,4%	1,3%
VÍS	18,6	13,5%	-1,1%	11,8%	4,8%
Eik	11,5	2,4%	12,9%	6,0%	-18,9%
Reginn	26,2	-4,4%	6,5%	-1,5%	-31,8%
Reitir	86,0	-1,6%	6,7%	1,8%	-10,6%
Alvotek	1820,0	23,0%	-7,4%	11,7%	
Ölgerðin	10,6	1,4%	6,0%	2,2%	

Leiðrétt fyrir arðgreiðslum

Gjaldeyri

		áramót	1M	3M	12M
GVT	195,5	-2,2%	-0,6%	-3,2%	3,2%
EUR	149,7	-1,2%	-0,1%	-2,1%	6,2%
USD	136,8	-3,7%	-2,6%	-6,0%	5,9%
GBP	170,7	-0,1%	1,3%	-1,2%	1,0%
DKK	20,1	-1,4%	-0,2%	-2,3%	6,0%
SEK	13,2	-3,0%	-1,0%	-2,7%	-3,3%
NOK	13,1	-8,9%	-1,9%	-7,2%	-11,0%
CHF	151,2	-1,7%	0,5%	-2,5%	9,2%
JPY	1,04	-3,3%	0,9%	-3,8%	0,0%

Hlutabréfavísitölur

		áramót	1M	3M	n
OMXI10	0,0	-100,0%	-100,0%	-100,0%	-100,0%
OMXN40	2284,4	5,0%	-1,4%	2,2%	1,8%
S&P 500	0,0	-100,0%	-100,0%	-100,0%	-100,0%
FTSE 100	0,0	-100,0%	-100,0%	-100,0%	-100,0%

Ríkisskuldabréf

		krafa	verð	meðalt.	áramót	1M	3M	12M
RIKB 23 0515	8,02%	99,4	0,1	1,6%	0,6%	1,5%	4,5%	
RIKB 24 0415	8,26%	94,6	1,0	0,5%	0,8%	0,5%	2,2%	
RIKB 25 0612	8,09%	99,8	2,0	-0,5%	0,9%	-0,6%	0,1%	
RIKB 28 1115	6,89%	91,4	4,9	-0,3%	3,9%	-0,7%	-2,2%	
RIKB 31 0124	6,63%	99,2	6,3	0,3%	5,1%	-0,6%	-2,4%	
RIKB 42 0217	6,09%	82,5	12,4	2,0%	8,1%	0,2%	-3,7%	
RIKS 26 0216	1,92%	98,9	2,8	3,5%	0,0%	3,7%	2,8%	
RIKS 30 0701	2,04%	108,1	6,4	3,2%	1,2%	3,2%	-0,5%	
RIKS 33 0321	2,01%	108,8	8,8	3,0%	2,5%	2,9%	-0,5%	
RIKS 37 0115	2,04%	87,7	12,8	1,3%	2,9%	3,0%	-2,5%	

ávöxtun

Þessi umfjöllun er markaðsefni sem er ætluð til upplýsinga en felur hvorki í sér fjárfestingarráðgjöf né óháða fjárfestingagreiningu. Lagakröfur sem gilda um fjárfestingarráðgjöf og fjárfestingagreiningar eiga því ekki við, þar með talið bann við viðskiptum fyrir dreifingu. Umfjöllunin var unnin út frá opinberum upplýsingum frá aðilum sem Landsbankinn hefur metið áreiðanlega, en bankinn getur ekki ábyrgst réttmæti þeirra. Landsbankinn tekur enga ábyrgð á tjóni sem gæti hlotist af því að nýta upplýsingar sem hér eru settar fram.

Upplýsingar um fyrri árangur fjármálagerninga eða -vísitalna sýna nafnávöxtun, nema annað sé tekið fram. Ef árangur byggir á erlendum gjaldmiðli getur ávöxtun aukist eða minnkað vegna gengissveiflna. Árangur í fortíð gefur ekki áreiðanlega vísbendingu um framtíðarárangur. Nánari upplýsingar um fyrri árangur fjármálagerninga og -vísitalna má finna á [vef Landsbankans](#), þ.m.t. um ávöxtun síðastliðinna 5 ára.

Verðbréfi viðskipti fela í sér áhættu og eru lesendur hvattir til að kynna sér [áhættulýsingu vegna viðskipta með fjármálagerninga](#) og [stefnu Landsbankans um hagsmunaárekstra](#) á vef Landsbankans undir.

Landsbankinn er viðskiptabanki sem starfar samkvæmt lögum nr. 161/2002, um fjármálafyrirtæki, og starfar undir leyfi og eftirliti Fjármálaeftirlits Seðlabanka Íslands (www.fme.is).