



Vikubyrjun

27. mars 2023

Hagfræðideild



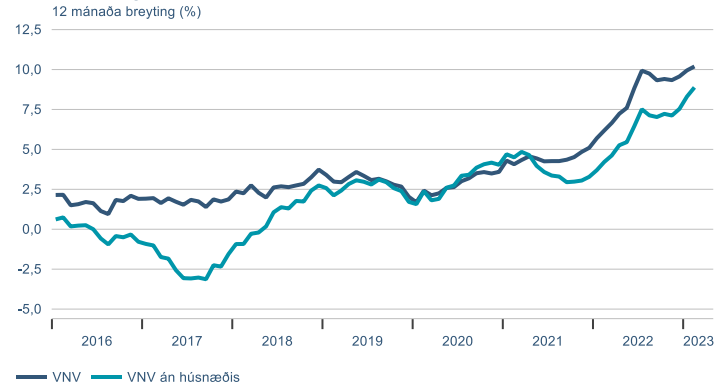
Dagatal

Vikud.	Dag.	kl.	Viðburður	Tímabil	Birtingaraðili
mán	27. mar.		Útboð ríkisvíxla		Lánamál ríkisins
		09:00	Lánasjóðir ríkisins	feb	Seðlabankinn
		09:00	Verðbr.-, fjárfest.- og fagfjárfestasjóðir	feb	Seðlabankinn
		09:00	Önnur fjármálafyrirtæki	feb	Seðlabankinn
			Viðskipti með atvinnuhúsnæði	feb	HMS
þri	28. mar.	09:00	Vísitala neysluverðs	mar	Hagstofan
		09:00	Þjóðhagsspá		Hagstofan
		09:00	Verðbréfafjárfesting	jan	Seðlabankinn
mið	29. mar.		Ráðstefna um stöðu íslenskrar ferðaþjónustu		Ferðamálastofa
			Útboð sértryggðra skuldabréfa		Arion banki
fim	30. mar.	09:00	Aðalfundur og útgáfa ársskýrslu		Seðlabankinn
			Fjöldi þinglýstra leigusamninga eftir landshlutum	feb	HMS
			Aðalfundur		Eik
			Aðalfundur		Kvika banki
			Aðalfundur		Nova klúbburinn
			Aðalfundur		Síldarvinnslan
fös	31. mar.		Ferðaþjónustan í tölum	mar	Ferðamálastofa
		09:00	Aflaverðmæti	jan	Hagstofan
		09:00	Gistinætur	feb	Hagstofan
		09:00	Vöruviðskipti (uppfærðar tölur)	feb	Hagstofan
		09:00	Staða markaðsverðbréfa	feb	Seðlabankinn

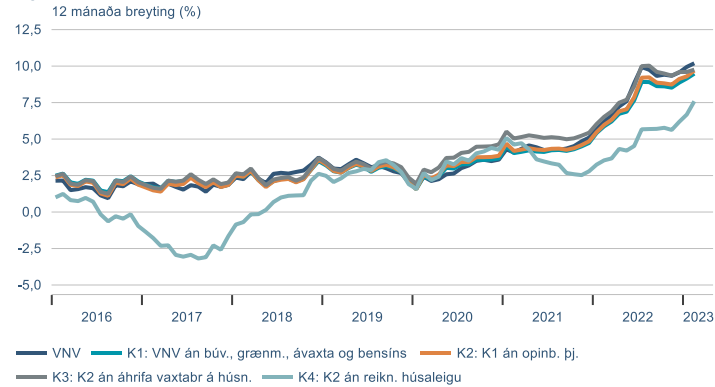
▶ Efnahagsmál

Verðlag

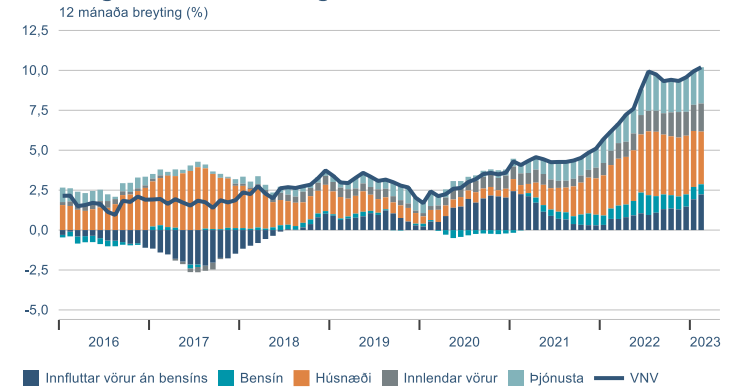
Viðtala neysluverðs



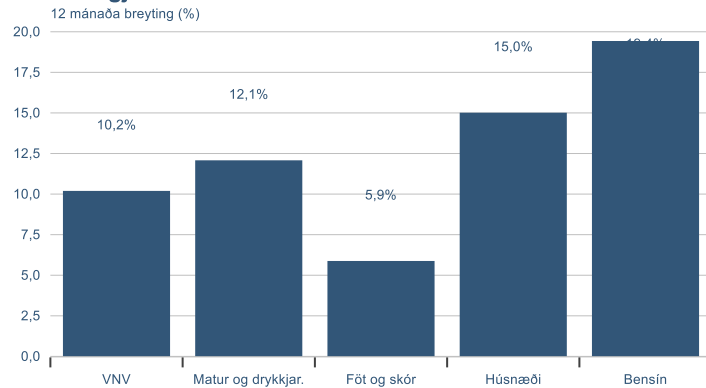
Kjarnavísitölur



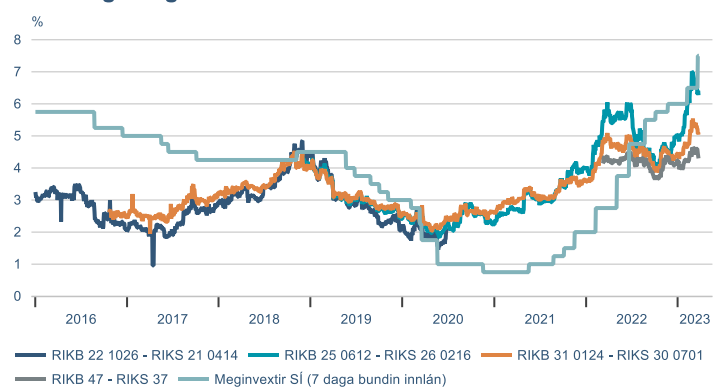
Framlag undirliða verðbólgu



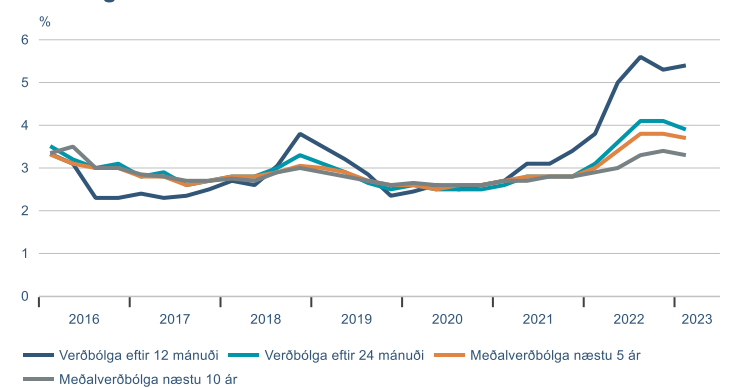
Valdir útgjaldaliðir



Verðbólguálag á skuldabréfamarkaði

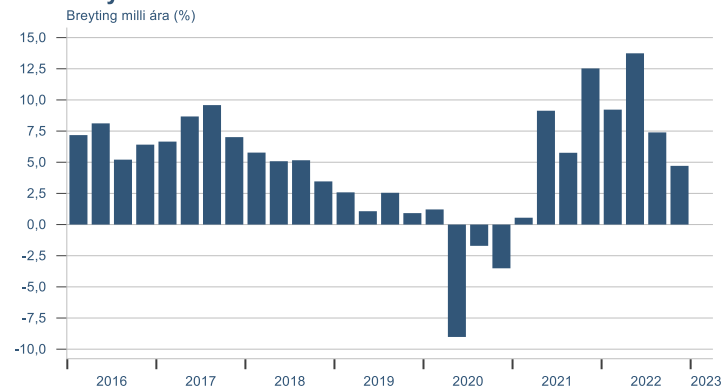


Væntingakönnun markaðsaðila

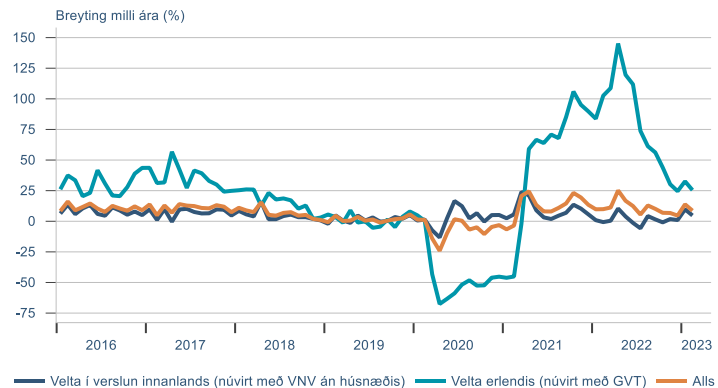


Heimilin

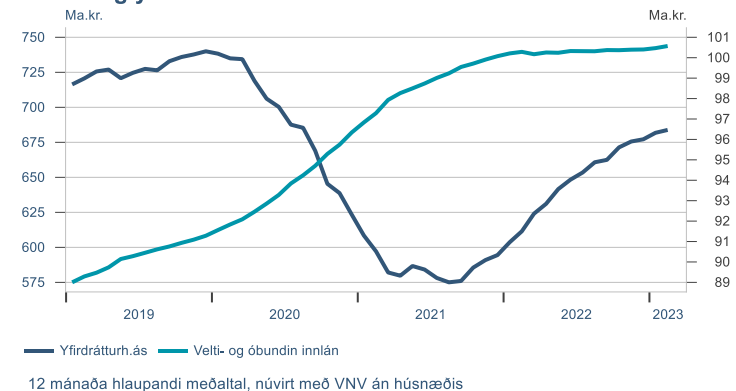
Einkaneysla



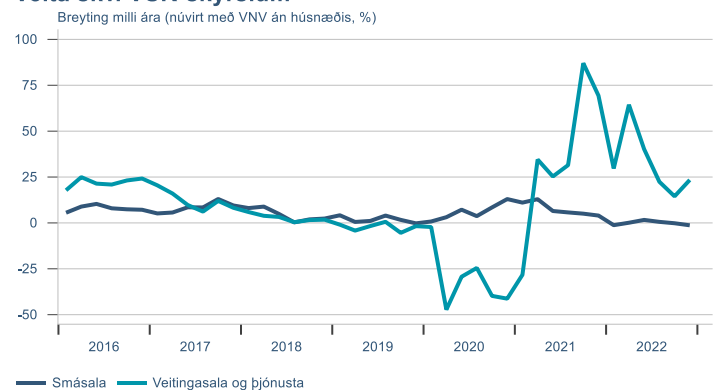
Greiðslukortavelta



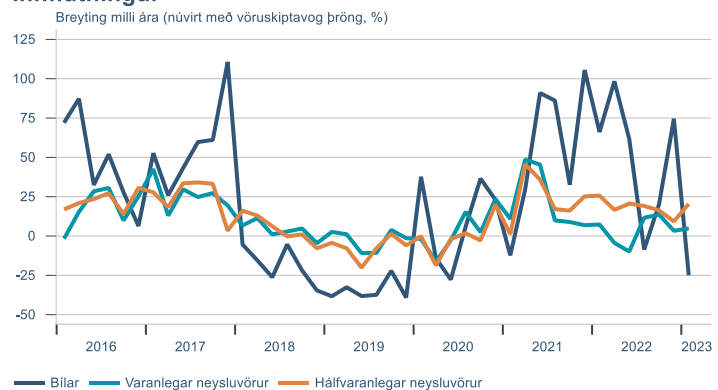
Innlán og yfirdráttur heimilana



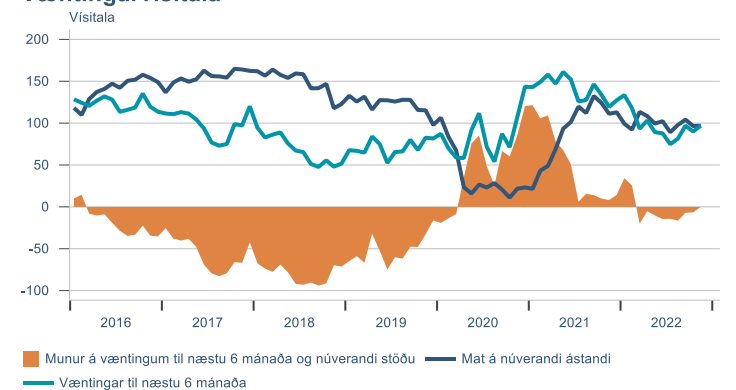
Velta skv. VSK-skýrslum



Innflutningur

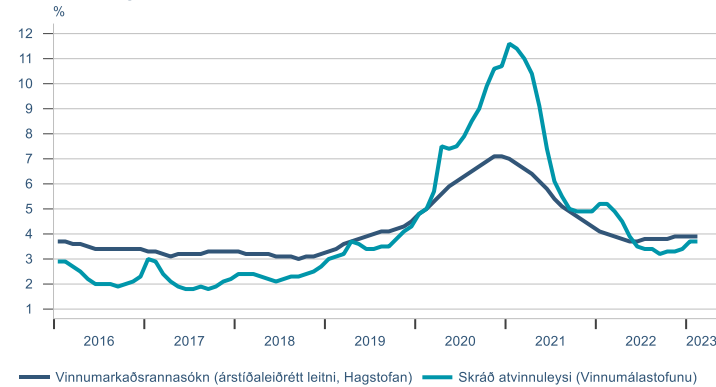


Væntingarvísitala

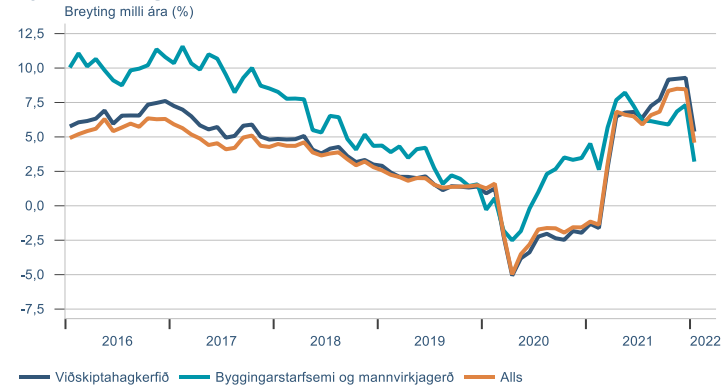


Vinnumarkaðurinn

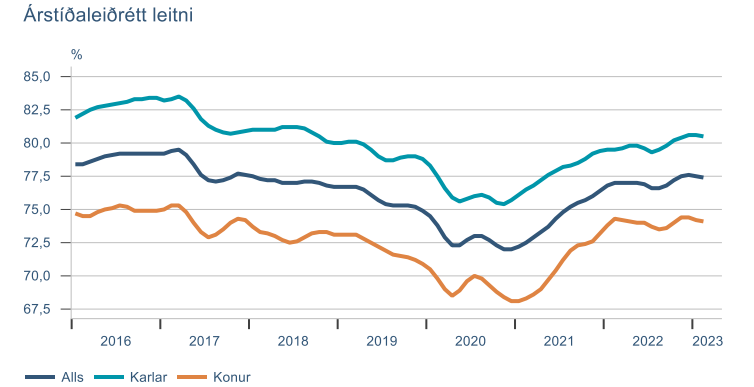
Atvinnuleysi



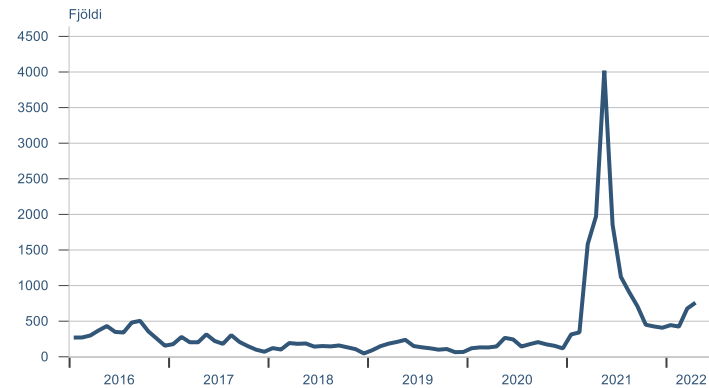
Fjöldi launagreiðenda



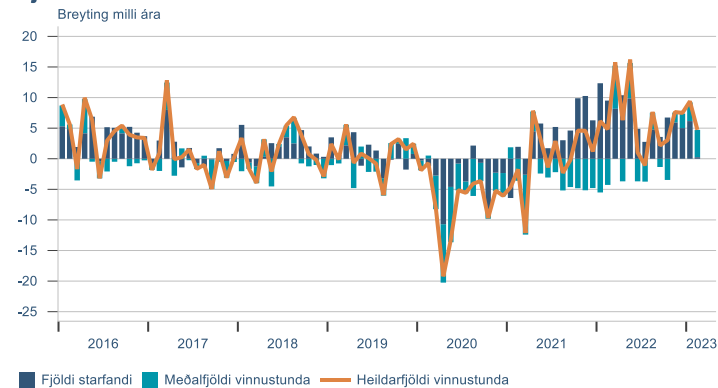
Atvinnuþáttaka



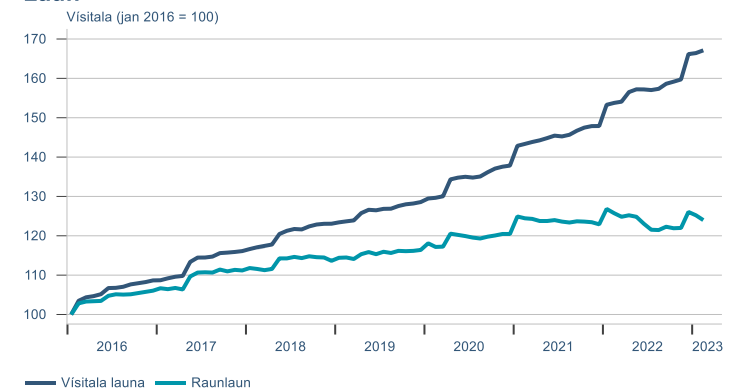
Laus störf



Fjöldi vinnustunda

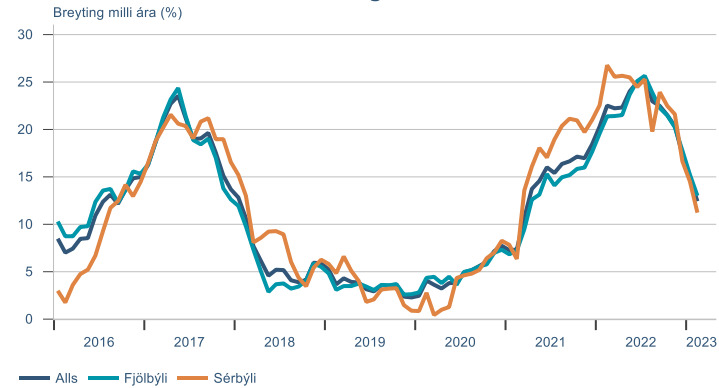


Laun

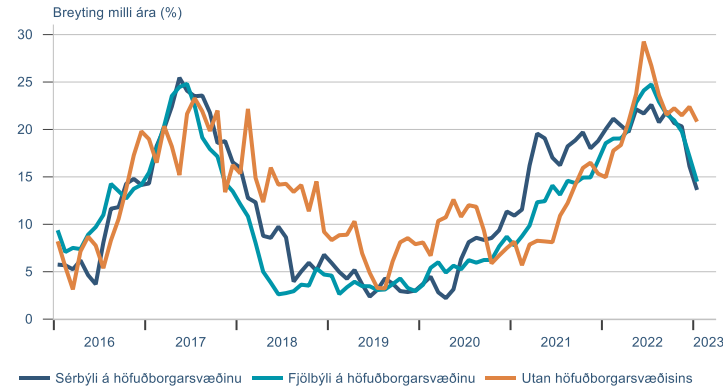


Fasteignamarkaðurinn

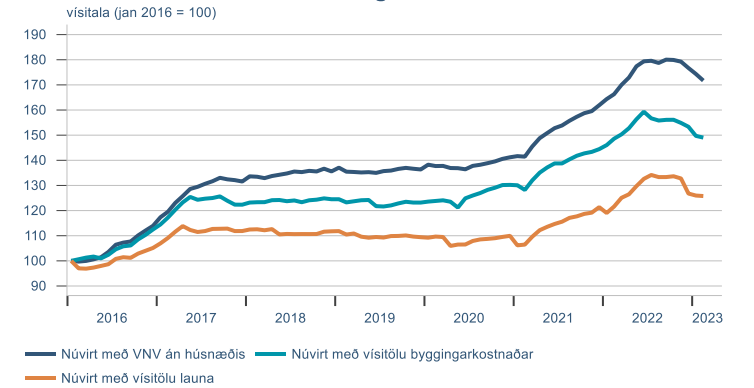
Vísitala íbúðaverðs á höfuðborgarsvæðinu



Vísitala markaðsverðs húsnæðis



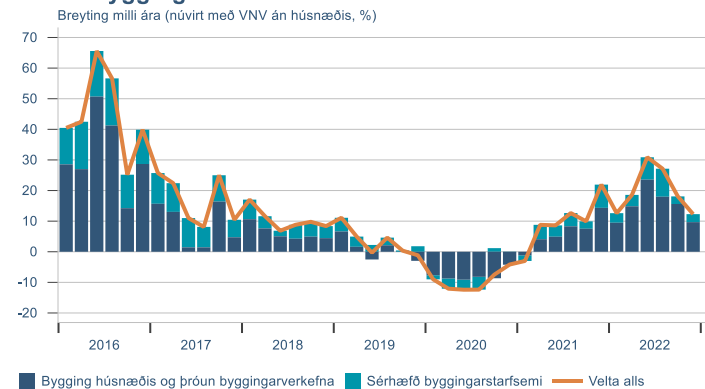
Vísitala íbúðaverðs á höfuðborgarsvæðinu



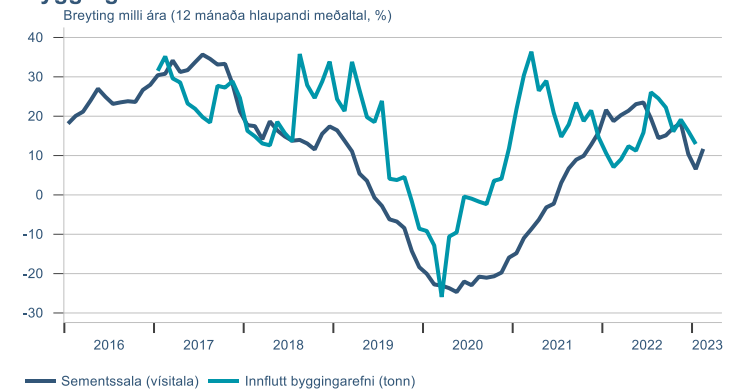
Vísitala leiguverðs



Velta í byggingariðnaði

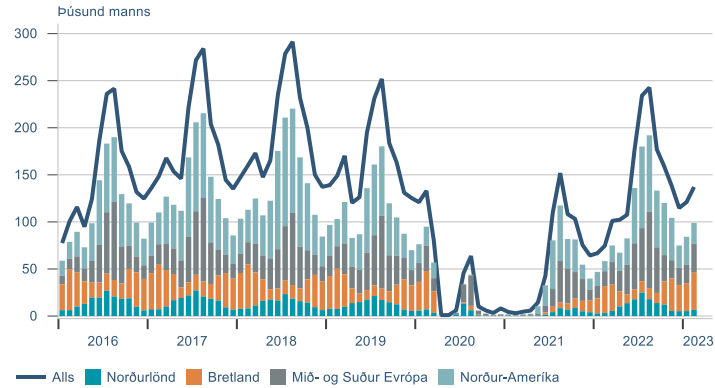


Byggingarvörur



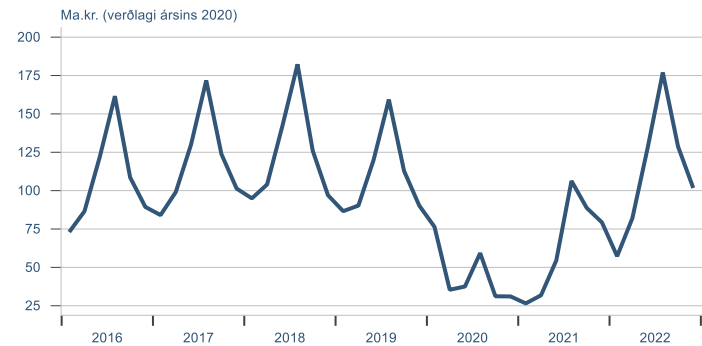
Ferðaþjónustan

Erlendir ferðamenn um Leifstöð

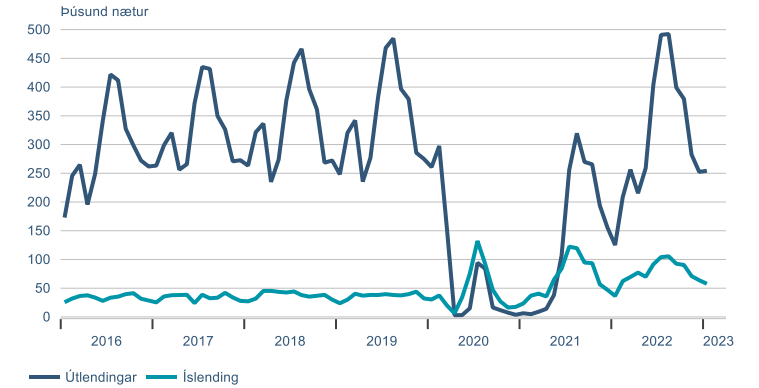


Velta í ferðaþjónustu

Velta á VSK-tímabili (2 mánuðir)



Gistinætur á hótélum



Velta erlendra greiðslukorta

ma.kr. (föstu gengi)

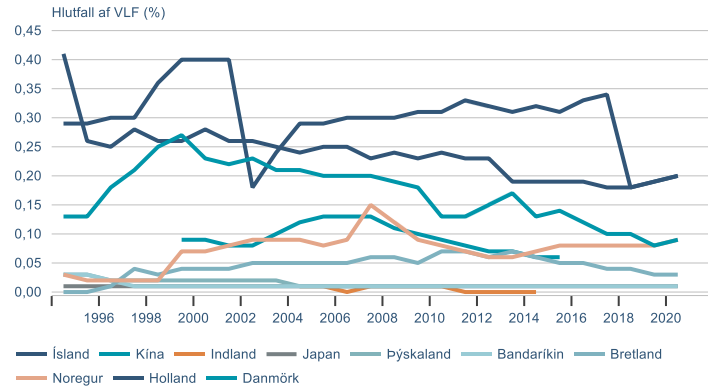


Fjöldi launagreiðenda í ferðaþjónustu

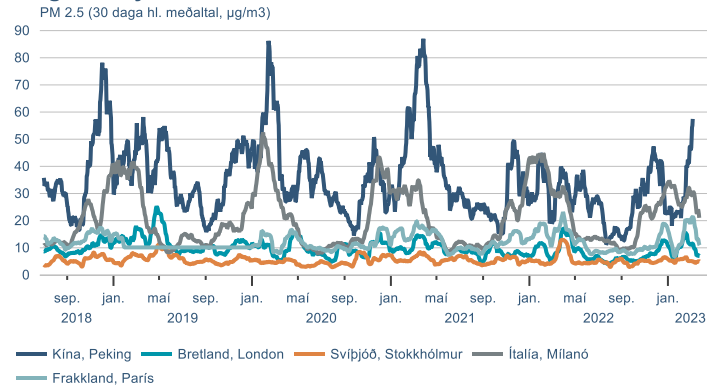


Sjálfbærni

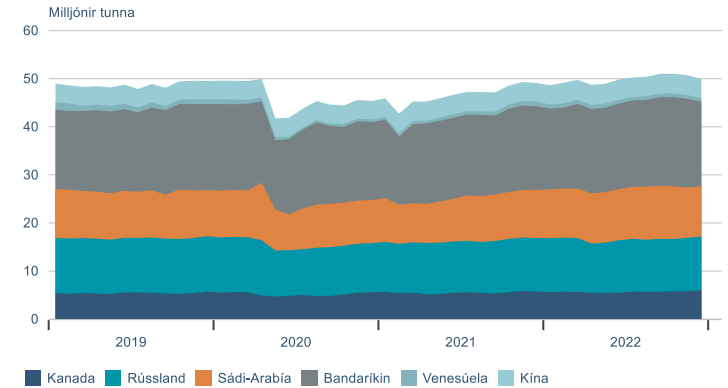
Umhverfisskattur



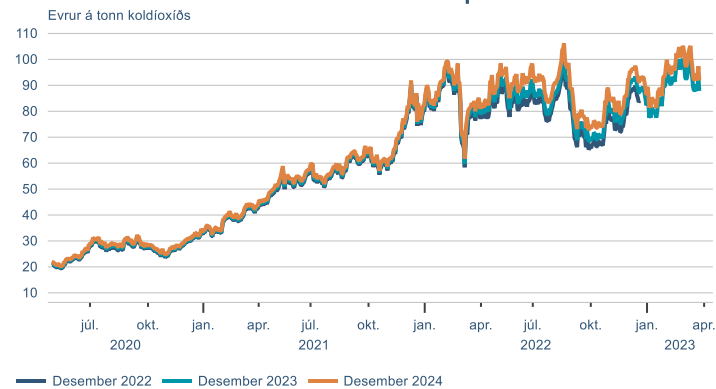
Magn svifryks



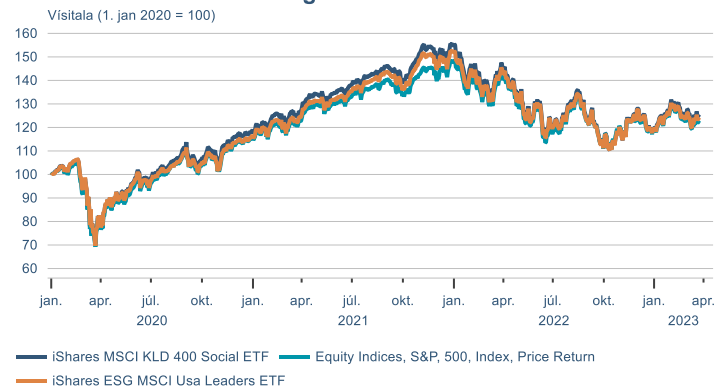
Framleiðsla hráolíu



EUA Losunarheimildir innan ETS viðskiptakerfisins



UFS Hlutabréfavisitölur og S&P 500

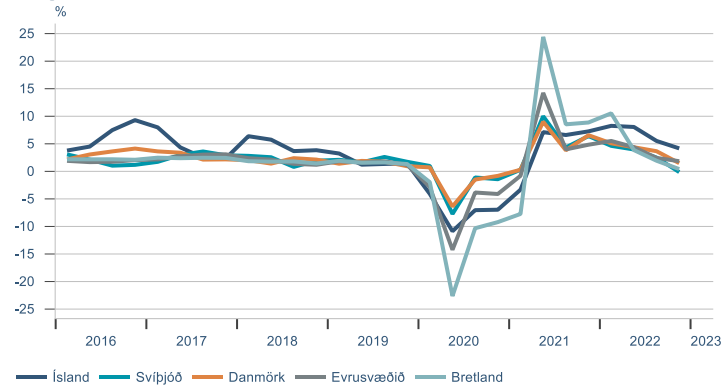


Hlutabréfavisitölur orkufyrirtækja (hluti af Eurofirst 300)

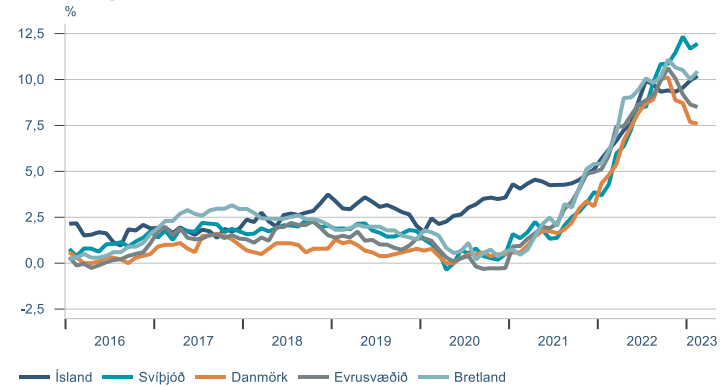


Alþjóðlegur samanburður

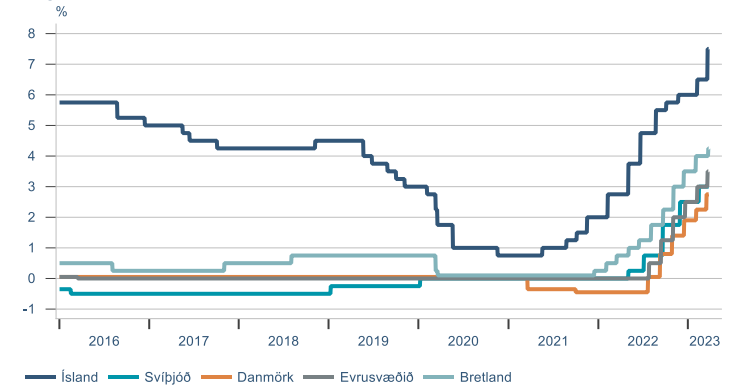
Hagvöxtur



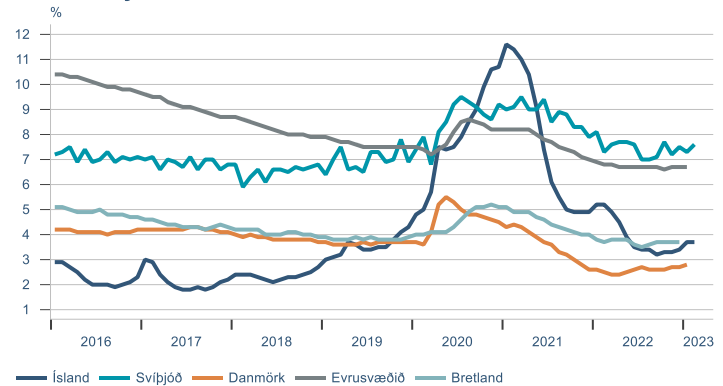
Verðbólga



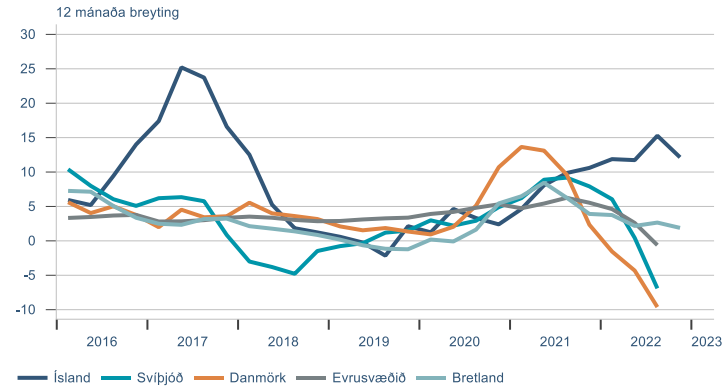
Stýrivextir



Atvinnuleysi



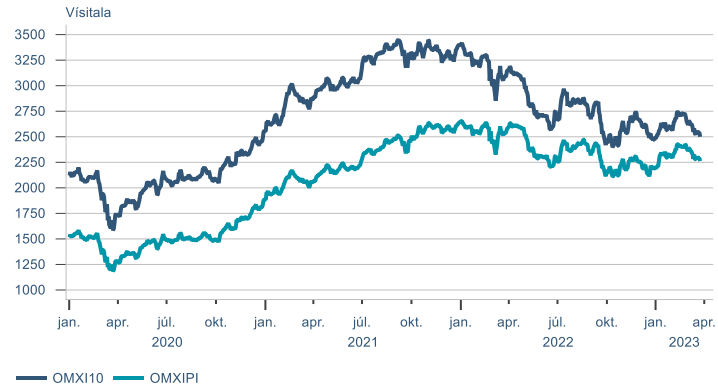
Rauverð íbúða



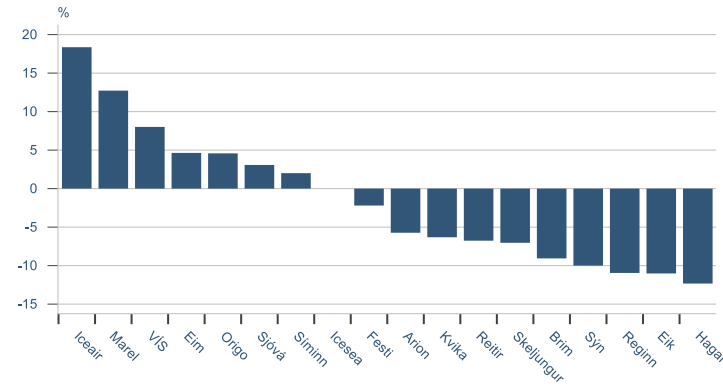
► Fjármálamarkaðir

Hlutabréf

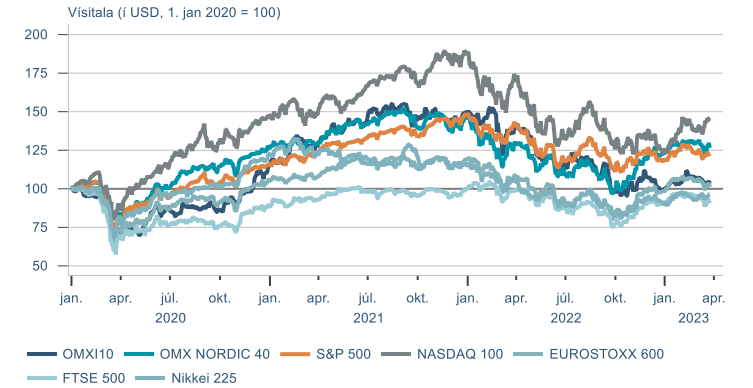
OMX-vísitölur



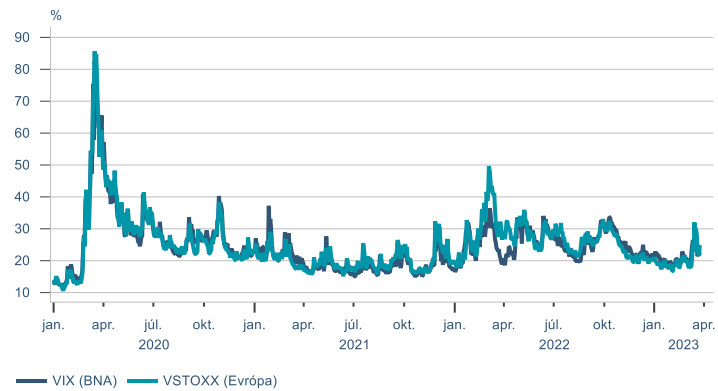
Það sem af er ári



Hlutabréfavisitölur

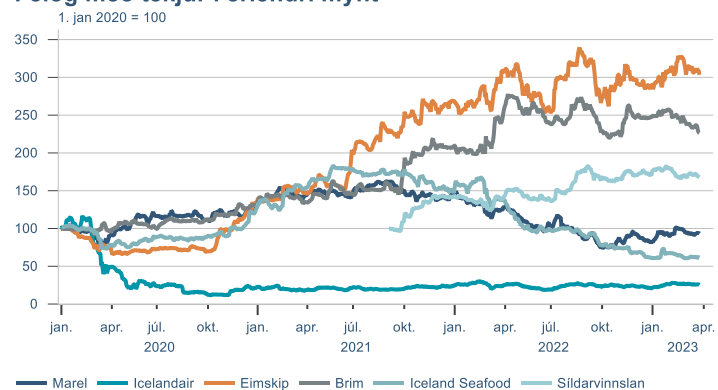


Vix-vísitölur

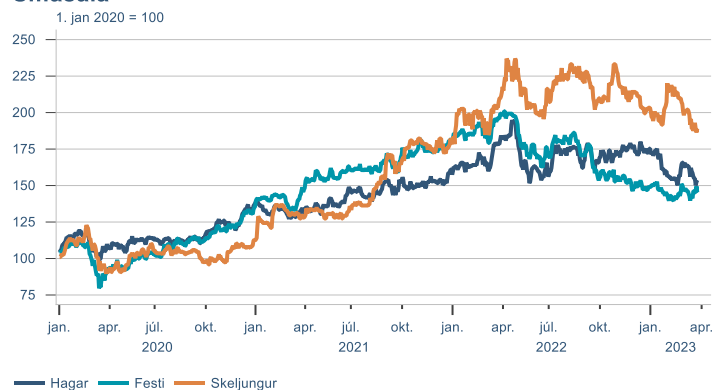


Hlutabréf

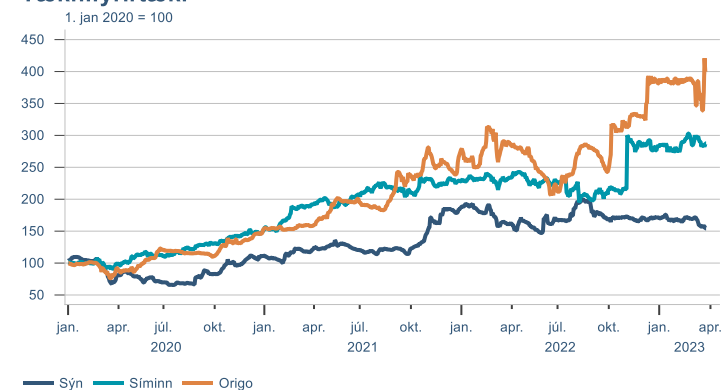
Félög með tekjur í erlendri mynt



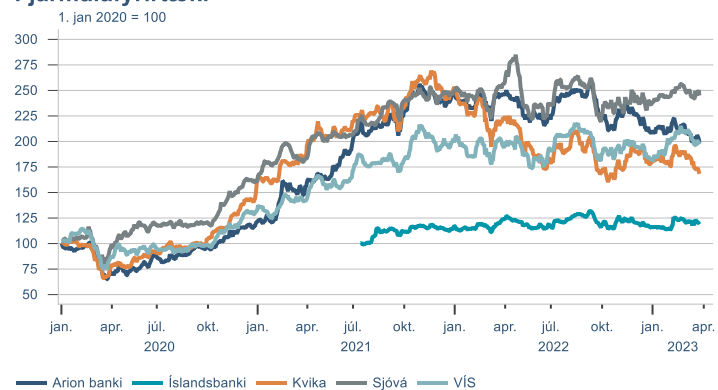
Smásala



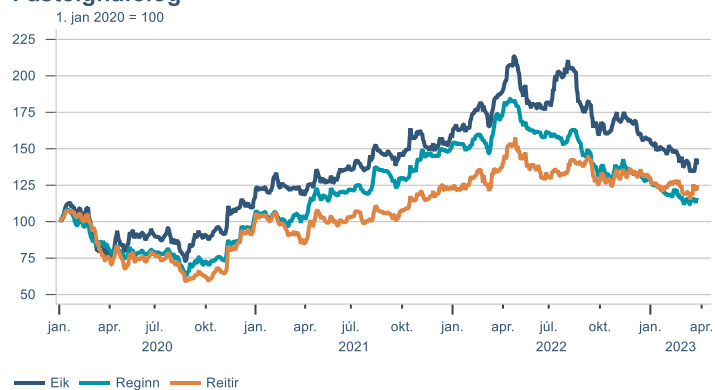
Tæknifyrirtæki



Fjármálfyrirtæki

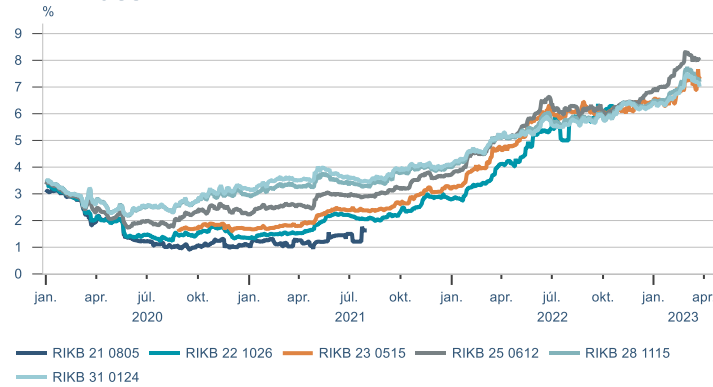


Fasteignafélög

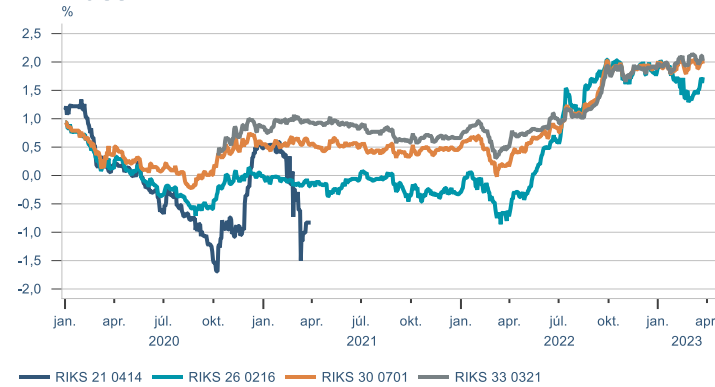


Skuldabréf

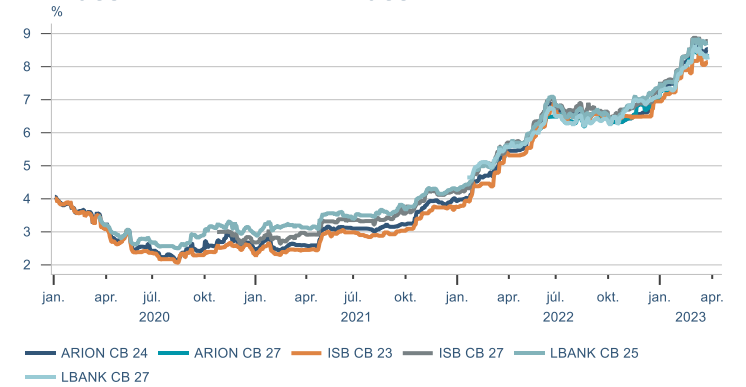
Óverðtryggð ríkisbréf



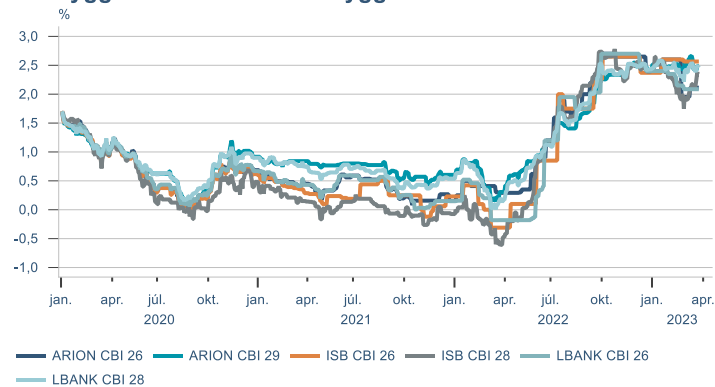
Verðtryggð ríkisbréf



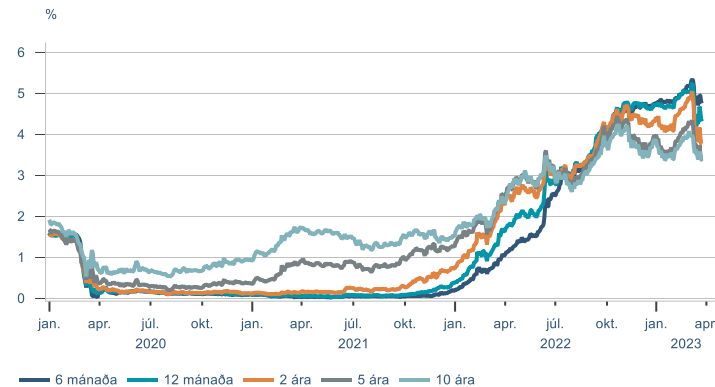
Sértryggð skuldabréf - óverðtryggð



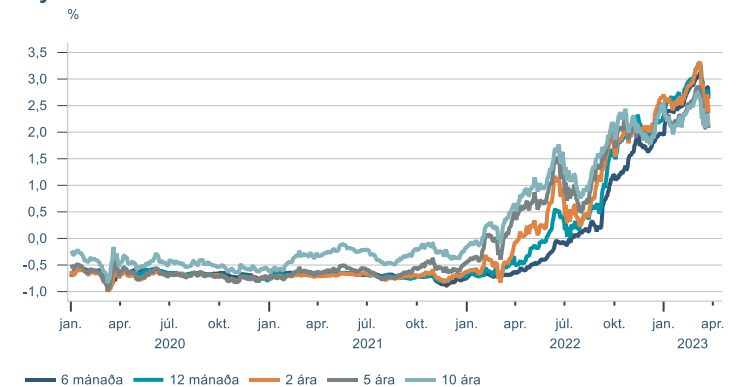
Sértryggð skuldabréf - verðtryggð



Bandarísk ríkisskuldabréf



Þýsk ríkisskuldabréf

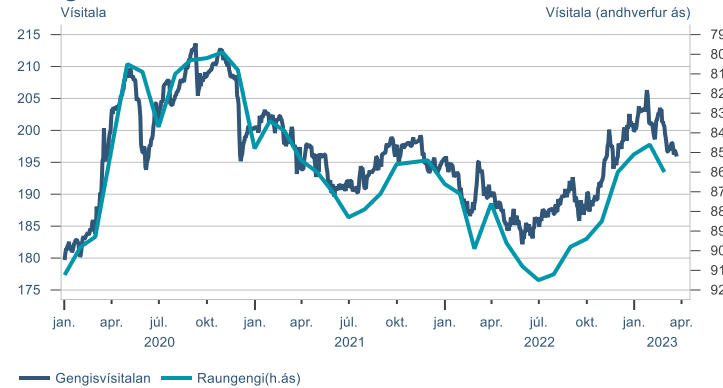


Gjaldeyrir

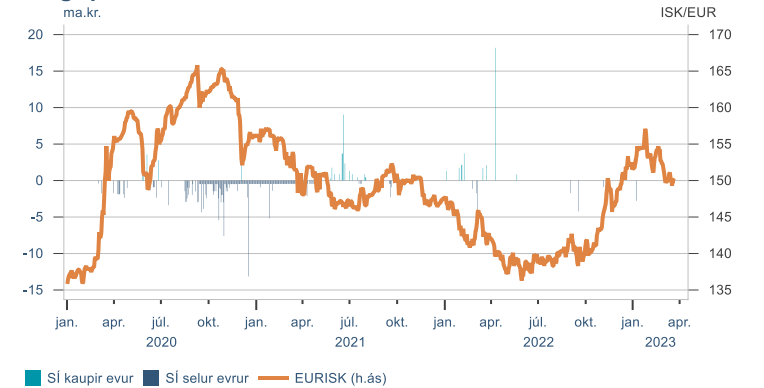
Gengi krónunnar



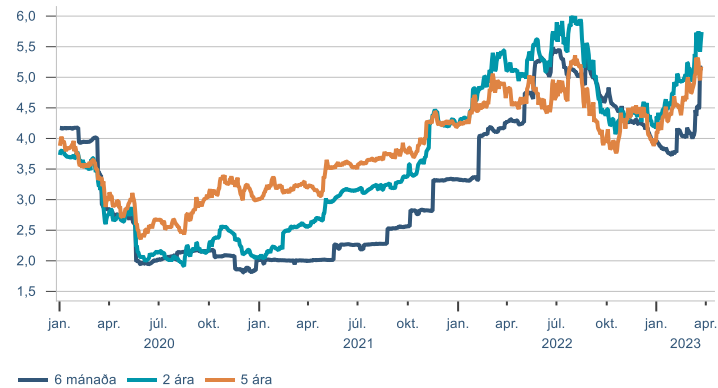
Gengisvísitalan



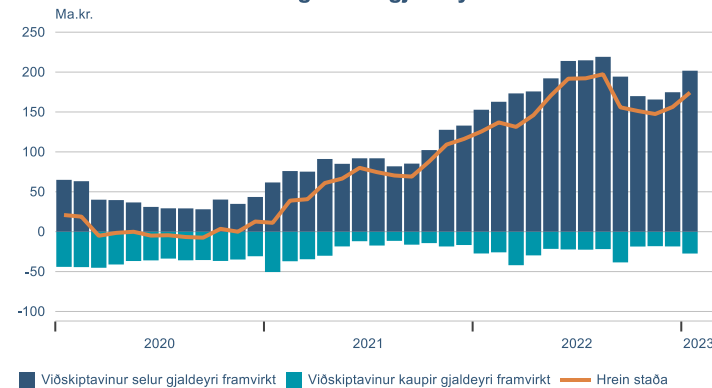
Inngrip SÍ



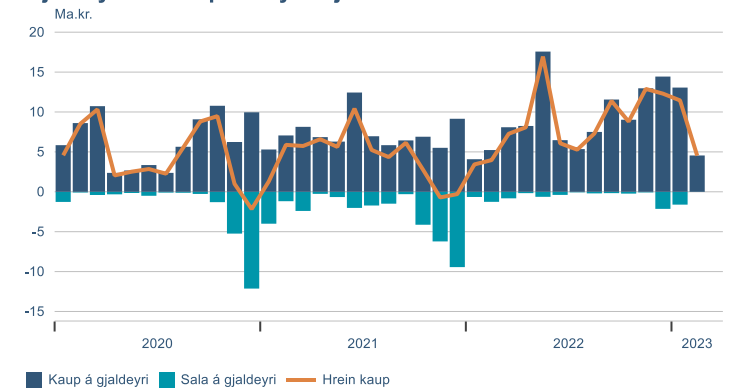
Vaxtamunur við evru



Staða framvirkra samninga með gjaldeyri

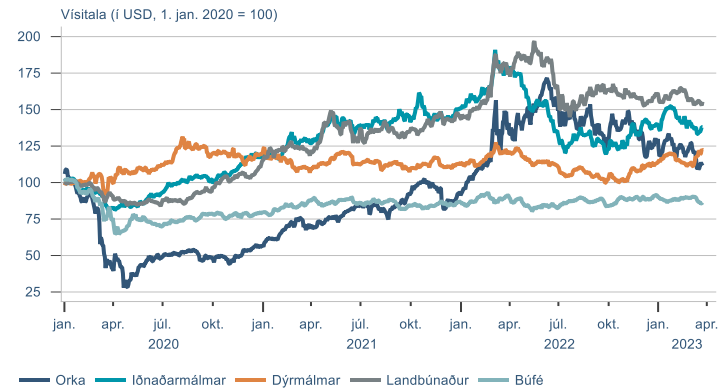


Gjaldeyrsviðskipti lífeyrissjóða



Hrávörur

S&P GSCI hrávörusítölur



Álverð

3 mánaða framvirk verð, LME



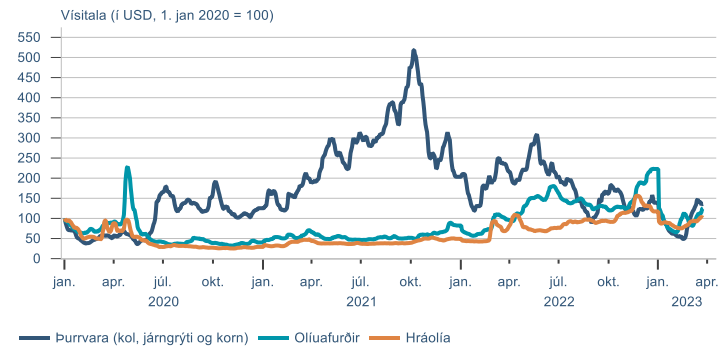
Heimsmarkaðsverð á olíu

Brent



Flutningskostnaður

Baltic exchange visitölur



Hlutabréf

		Áramót	1M	3M	12M
OMXI10	2499,5	0,1%	-8,1%	0,8%	-19,1%
Brim	79,5	-12,2%	-10,7%	-11,2%	-8,5%
Eimskip	530,0	4,6%	-6,1%	6,2%	1,7%
Icelandair	1,9	18,4%	-7,4%	18,5%	7,2%
Iceland Seafood	6,1	0,0%	0,0%	0,0%	-55,2%
Marel	550,0	12,2%	-4,8%	12,5%	-26,1%
Síldarvinnslan	116,0	-4,1%	-1,3%	-1,7%	20,7%
Festi	175,0	-3,8%	-5,4%	-2,8%	-27,1%
Hagar	64,0	-12,3%	-6,6%	-11,1%	-13,9%
Skeljungur	14,3	-7,0%	-8,8%	-6,4%	-8,8%
Nova	3,8	-10,7%	-5,0%	-10,7%	
Origo	90,0	-9,1%	-10,9%	-10,0%	19,6%
Síminn	10,8	2,0%	-3,4%	3,9%	-9,8%
Sýn	54,0	-10,0%	-9,2%	-10,0%	-4,4%
Arion	133,0	-5,7%	-8,2%	-5,1%	-18,8%
Íslandsbanki	116,0	1,8%	-4,0%	2,1%	-2,0%
Kvika	17,8	-6,3%	-10,8%	-5,3%	-23,3%
Sjóvá	32,6	3,1%	-3,9%	2,5%	-3,3%
VÍS	17,7	8,0%	-6,4%	7,4%	-2,4%
Eik	10,5	-11,0%	-3,7%	-11,0%	-25,6%
Reginn	24,4	-10,9%	-2,4%	-10,9%	-33,3%
Reitir	81,5	-8,9%	-4,7%	-9,9%	-11,4%
Alvotech	1900,0	28,4%	-5,0%	22,6%	
Ölgerðin	10,3	-1,9%	1,0%	-2,8%	

Heimild: Kodiak

Gjaldeyri

		áramót	1M	3M	12M
GVT	196,8	-1,5%	-2,3%	-2,3%	3,9%
EUR	150,1	-0,9%	-1,7%	-1,4%	6,3%
USD	139,7	-1,7%	-3,3%	-2,6%	8,6%
GBP	170,7	-0,1%	-1,4%	-1,3%	0,7%
DKK	20,1	-1,1%	-1,8%	-1,6%	6,1%
SEK	13,4	-1,7%	-3,5%	-2,4%	-1,8%
NOK	13,3	-7,9%	-4,9%	-9,0%	-10,7%
CHF	152,0	-1,2%	-1,5%	-1,5%	10,1%
JPY	1,07	-0,4%	0,9%	-0,7%	1,6%

Heimild: Kodiak

Ríkisskuldabréf

	krafa	verð	meðalt.	ávöxtun			
				áramót	1M	3M	12M
RIKB 23 0515	7,90%	99,2	0,1	1,3%	0,4%	1,4%	4,2%
RIKB 24 0415	8,27%	94,4	1,0	0,2%	0,3%	0,3%	1,6%
RIKB 25 0612	8,04%	99,9	2,0	-0,8%	0,4%	-0,7%	-0,4%
RIKB 28 1115	7,19%	90,1	4,9	-1,9%	0,8%	-2,3%	-4,5%
RIKB 31 0124	7,01%	97,0	6,3	-2,2%	0,5%	-2,8%	-6,0%
RIKB 42 0217	6,30%	80,4	12,3	-0,7%	1,4%	-1,7%	-8,4%
RIKS 26 0216	1,73%	99,4	2,8	3,6%	0,7%	3,5%	2,4%
RIKS 30 0701	1,97%	108,6	6,5	3,2%	0,7%	2,9%	-1,6%
RIKS 33 0321	2,02%	108,8	8,8	2,5%	0,8%	2,2%	-2,5%
RIKS 37 0115	2,00%	88,0	12,9	1,3%	1,7%	1,7%	-4,3%

Heimild: Kodiak

Hlutabréfavisitölur

		áramót	1M	3M	n
OMXI10	2499,5	0,1%	-8,1%	0,8%	-19,1%
OMXN40	2228,8	2,5%	-3,5%	2,3%	2,5%
S&P 500	3971,0	3,4%	0,0%	3,3%	-12,1%
FTSE 100	7405,5	-0,6%	-6,0%	-0,9%	-0,8%

Heimild: Macrobond

Innihald og form skjals þessa er unnið af starfsmönnum Hagfræðideildar Landsbankans hf. (hagfraedideild@landsbankinn.is) og byggist á aðgengilegum opinberum upplýsingum á þeim tíma sem greiningin var unnin. Mat á þeim upplýsingum endurspeglar skoðanir starfsmanna Hagfræðideildar Landsbankans á þeim degi þegar greiningin er dagsett, en þær geta breyst án fyrirvara.

Landsbankinn hf. og starfsfólk hans taka ekki ábyrgð á viðskiptum sem byggð eru á þeim upplýsingum og skoðunum sem hér eru settar fram.

Bent skal á að Landsbankinn hf. getur á hverjum tíma haft beinna eða óbeinna hagsmuna að gæta, ýmist sjálfur, dótturfélög hans eða fyrir hönd viðskiptamanna, s.s. sem fjárfestir, lánardrottinn eða þjónustuaðili. Greiningar eru engu að síður unnar sjálfstætt af Hagfræðideild Landsbankans og innan Landsbankans eru í gildi reglur um aðskilnað starfssviða sem eru aðgengilegar á vef bankans.