



Vikubyrjun 20. mars 2023

Hagfræðideild



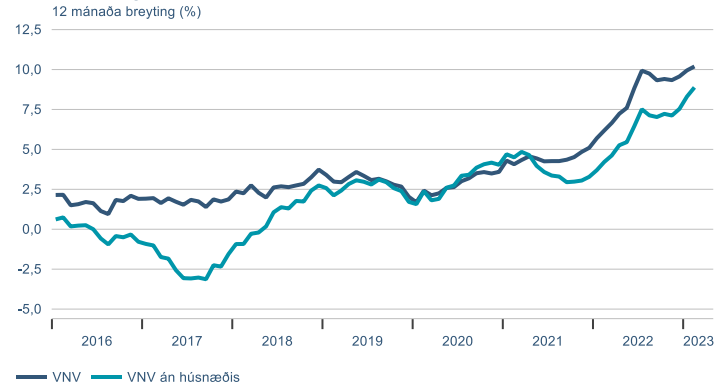
Dagatal

Vikud.	Dag.	kl.	Viðburður	Tímabil	Birtingaraðili
mán	20. mar.		Erlendir ferðamenn á Íslandi	feb	Ferðamálastofa
þri	21. mar.		Vísitala íbúðaverðs á höfuðborgarsvæðinu	feb	HMS
		09:00	Samræmd vísitala neysluverðs	feb	Hagstofan
		09:00	Bein fjárfesting Aðalfundur	2019	Seðlabankinn Origo
		09:00	Fjármál hins opinbera (áætlun)	2021	Hagstofan
mið	22. mar.	08:30	Vaxtaákvörðun		Seðlabankinn
		09:00	Launavísitala og tengdar vísitölur	feb	Hagstofan
		09:00	Vinumarkaðurinn (mánaðarleg) Vísitala leiguverðs á höfuðborgarsvæðinu	feb	Hagstofan HMS
		09:00	Útboð verðbréfa Uppfærsla kaup- og leigu skrár Aðalfundur	feb	Seðlabankinn HMS Festi
			Aðalfundur		Landsbankinn
			Aðalfundur		Marel
fim	23. mar.	09:00	Nýskráningar félaga	feb	Hagstofan
		09:00	Gjaldþrot og fyrri virkni fyrirtækja Skuldabréfaútboð Útboð á víxlum Aðalfundur	feb	Hagstofan Reitir Hagar Brim
fös	24. mar.		Útboð ríkisbréfa		Lánamál ríkisins
		09:00	Vísitala byggingarkostnaðar	mar	Hagstofan
		09:00	Vísitala framleiðsluverðs	feb	Hagstofan
		09:00	Bankakerfi	feb	Seðlabankinn

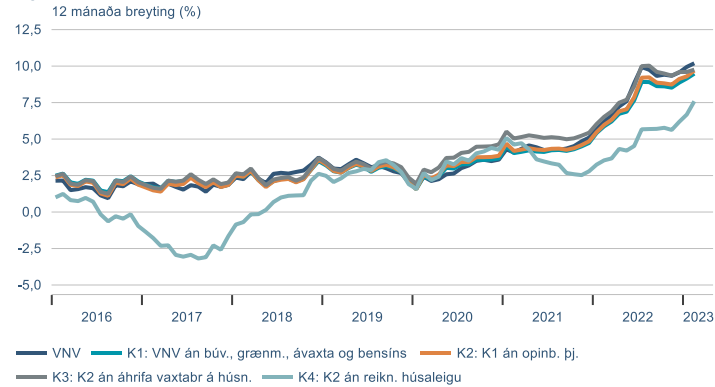
▶ Efnahagsmál

Verðlag

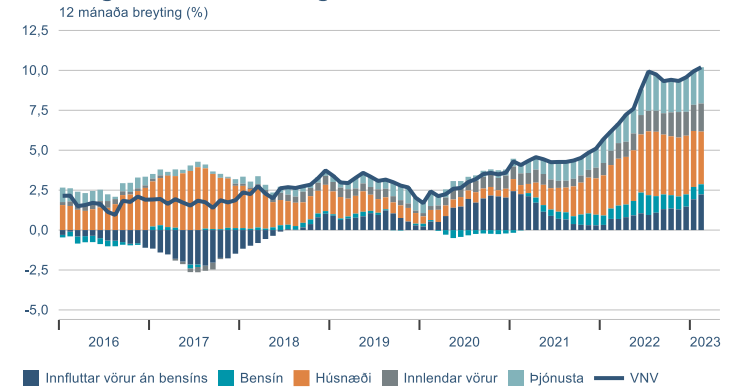
Viðtala neysluverðs



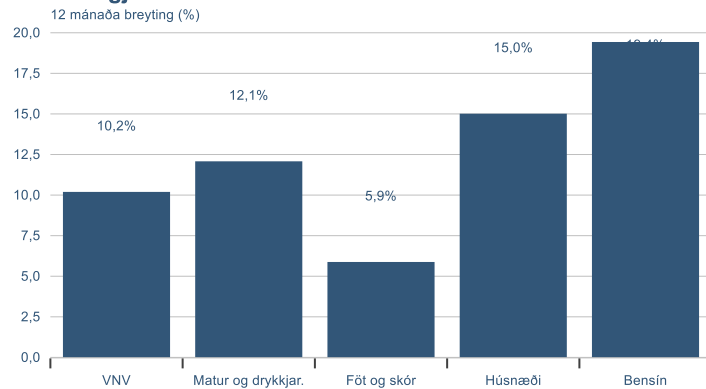
Kjarnavísitölur



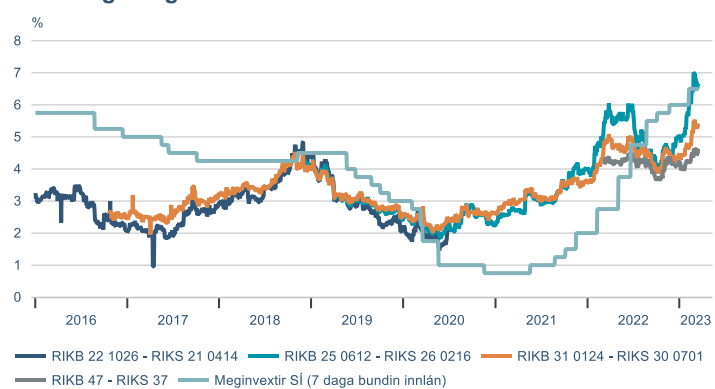
Framlag undirliða verðbólgu



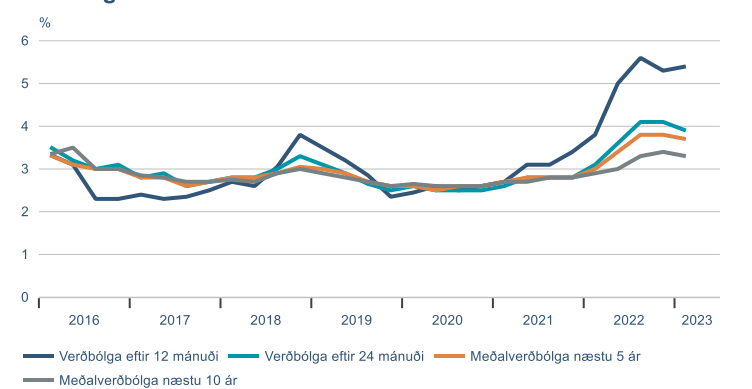
Valdir útgjaldaliðir



Verðbólguálag á skuldabréfamarkaði

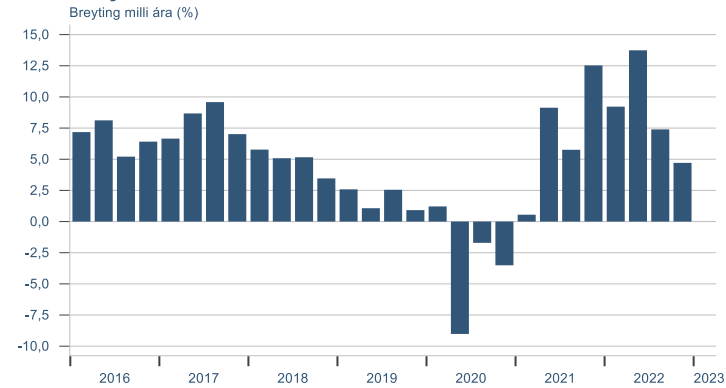


Væntingakönnun markaðsaðila

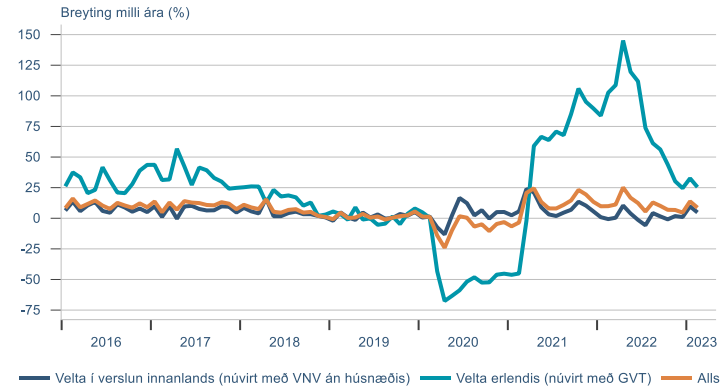


Heimilin

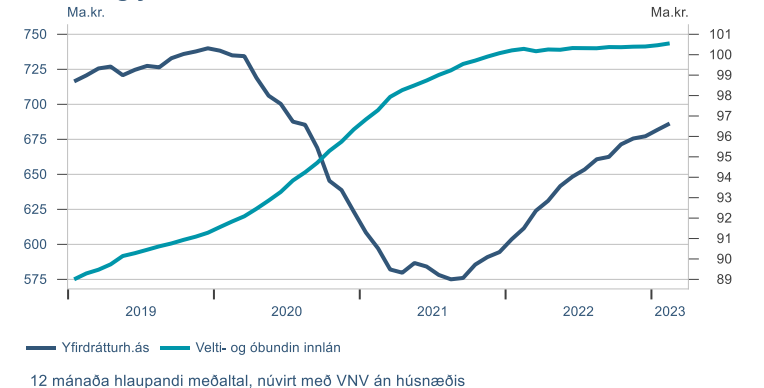
Einkaneysla



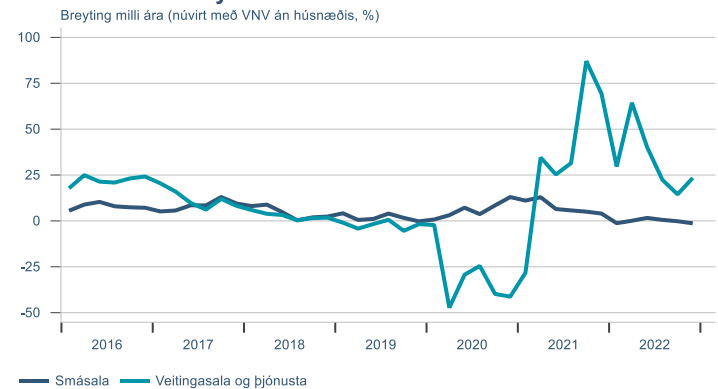
Greiðslukortavelta



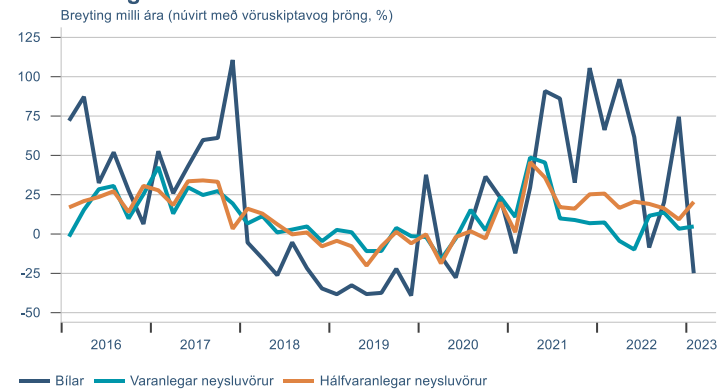
Innlán og yfirdráttur heimilana



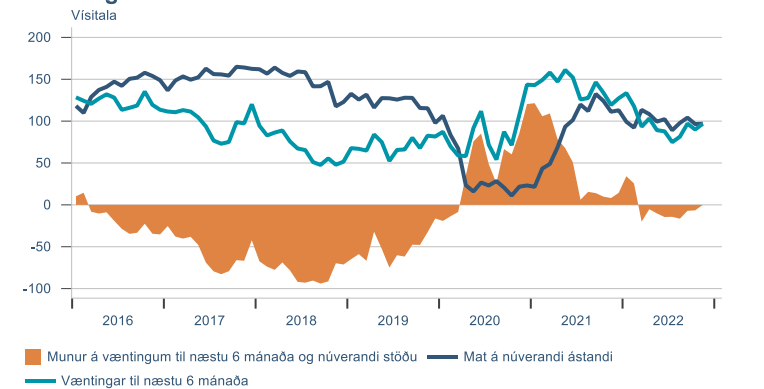
Velta skv. VSK-skýrslum



Innflutningur

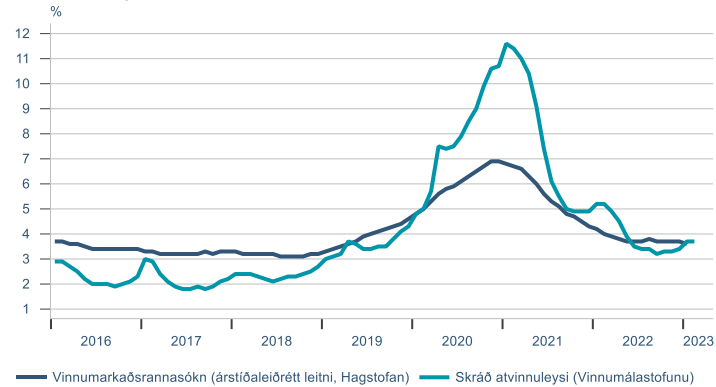


Væntingarvísitala

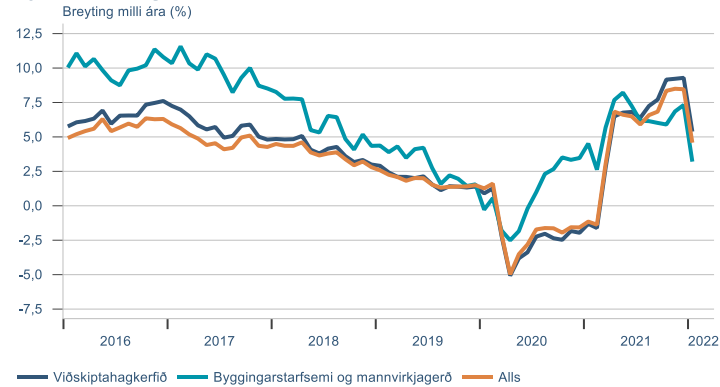


Vinnumarkaðurinn

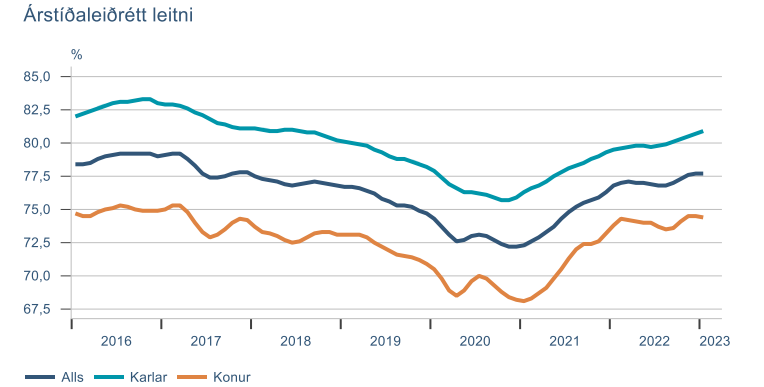
Atvinnuleysi



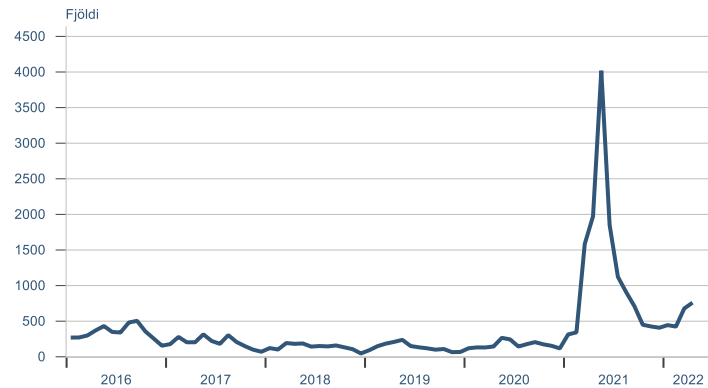
Fjöldi launagreiðenda



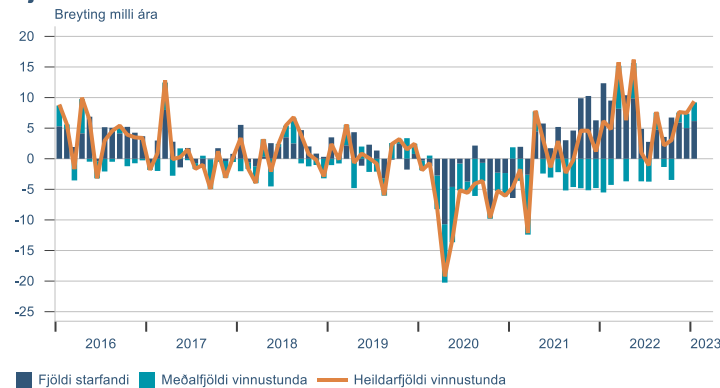
Atvinnuþáttaka



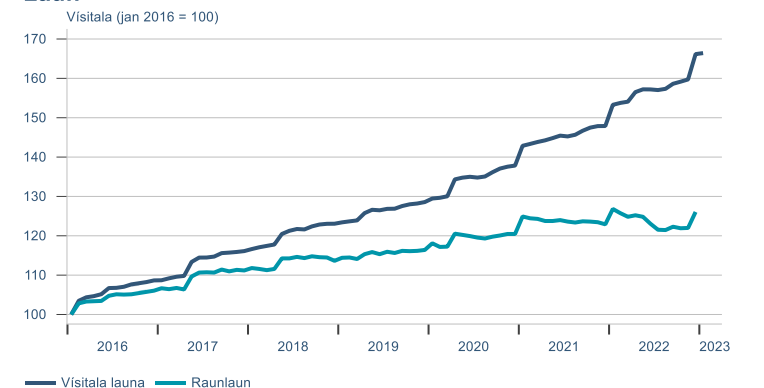
Laus störf



Fjöldi vinnustunda

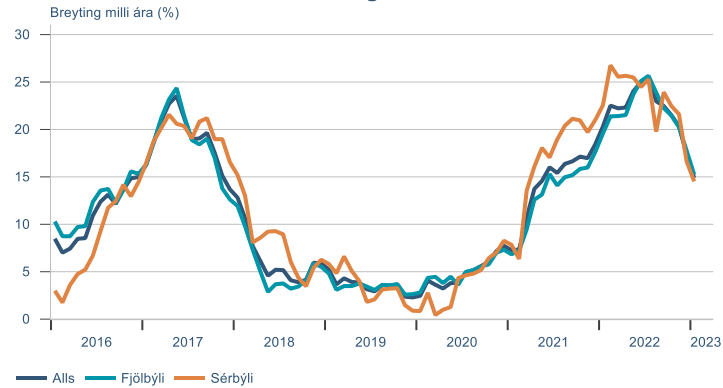


Laun

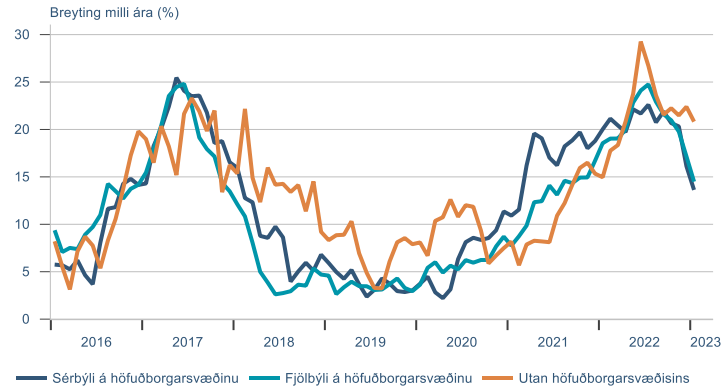


Fasteignamarkaðurinn

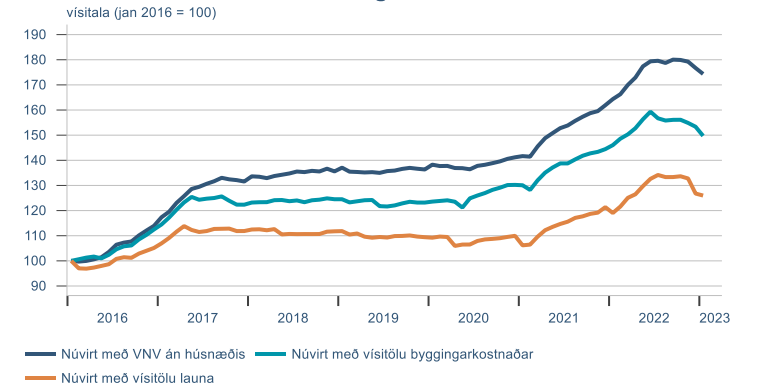
Vísitala íbúðaverðs á höfuðborgarsvæðinu



Vísitala markaðsverðs húsnæðis



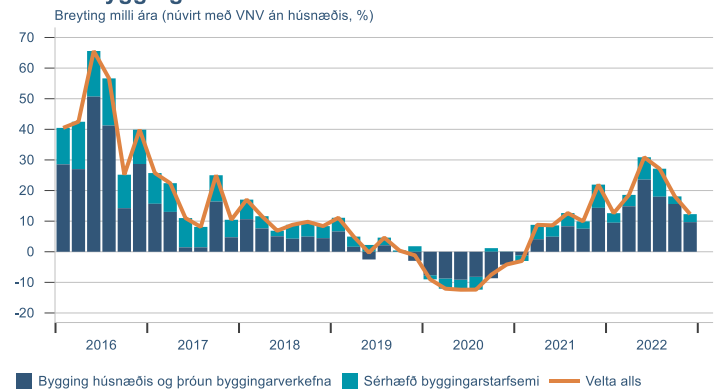
Vísitala íbúðaverðs á höfuðborgarsvæðinu



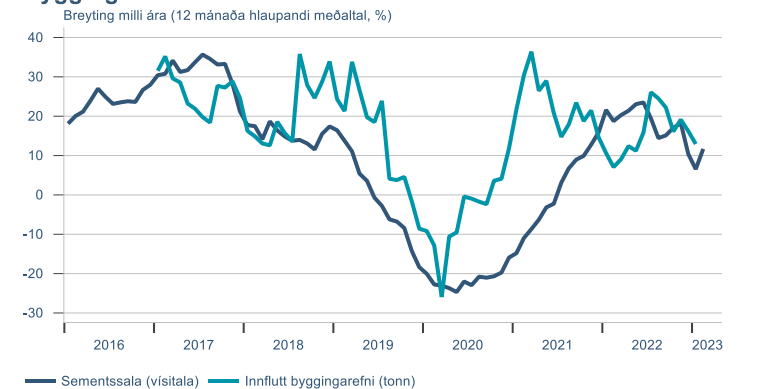
Vísitala leiguverðs



Velta í byggingariðnaði

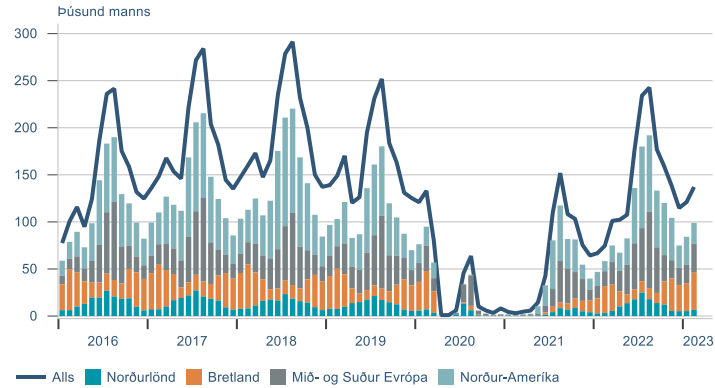


Byggingarvörur



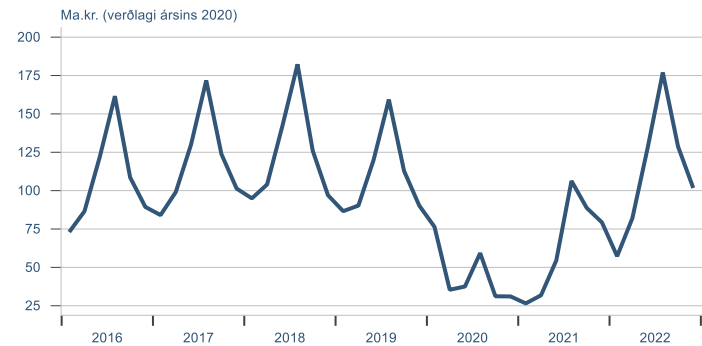
Ferðaþjónustan

Erlendir ferðamenn um Leifstöð



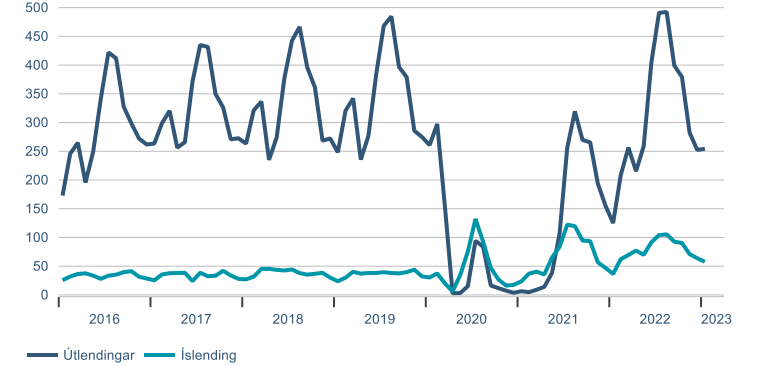
Velta í ferðaþjónustu

Velta á VSK-tímabili (2 mánuðir)



Gistinætur á hótélum

Þúsund nætur



Velta erlendra greiðslukorta

ma.kr. (föstu gengi)

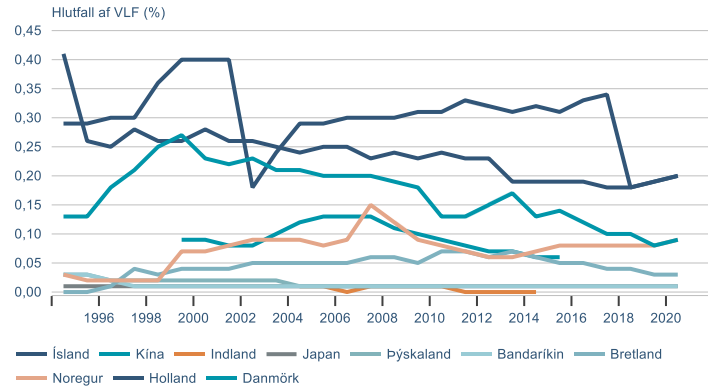


Fjöldi launagreiðenda í ferðaþjónustu

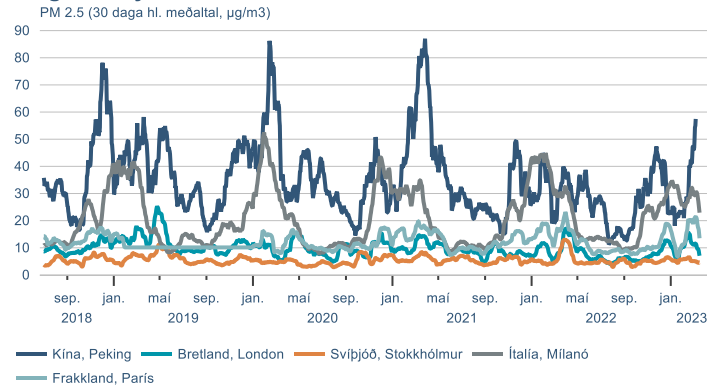


Sjálfbærni

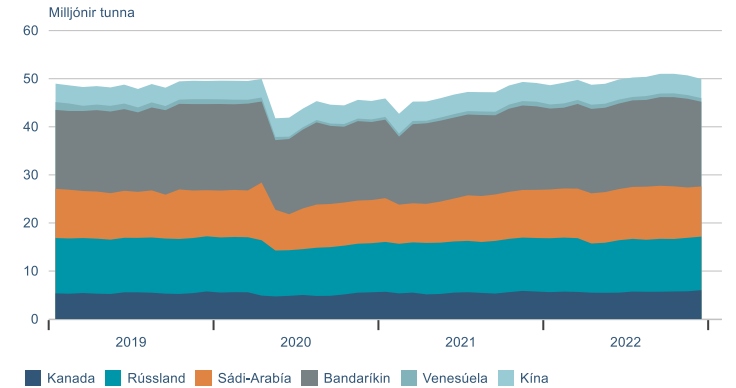
Umhverfisskattur



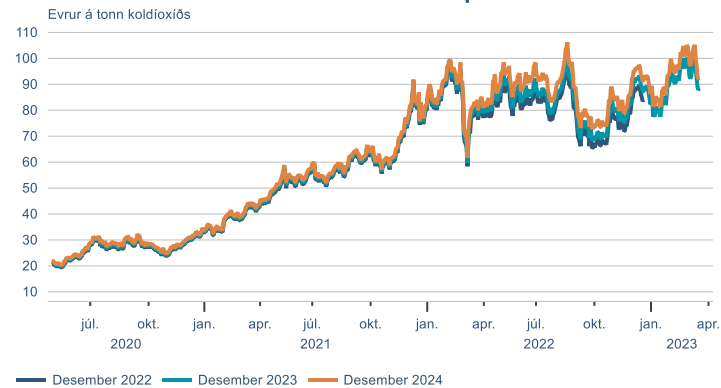
Magn svifryks



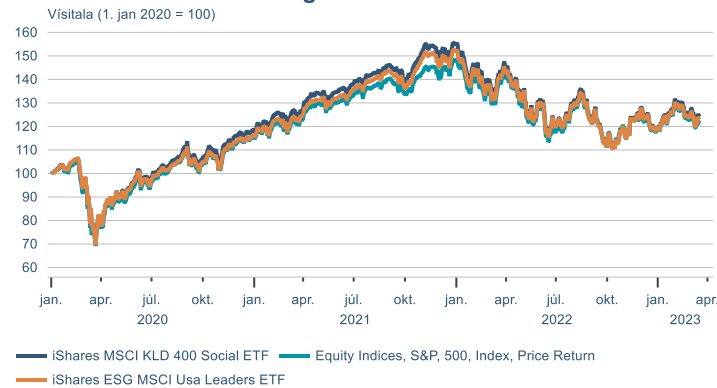
Framleiðsla hráolíu



EUA Losunarheimildir innan ETS viðskiptakerfisins



UFS Hlutabréfavisitölur og S&P 500

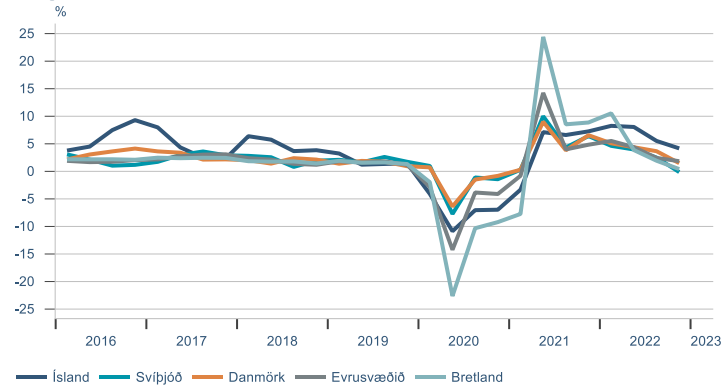


Hlutabréfavisitölur orkufyrirtækja (hluti af Eurofirst 300)

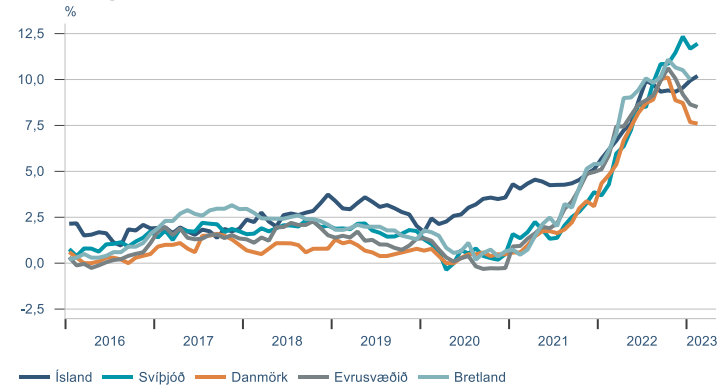


Alþjóðlegur samanburður

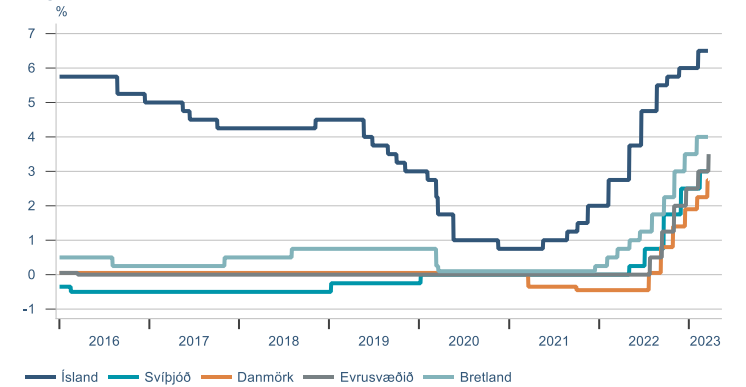
Hagvöxtur



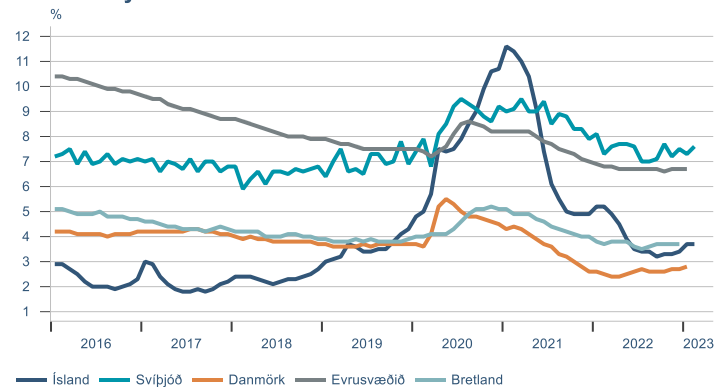
Verðbólga



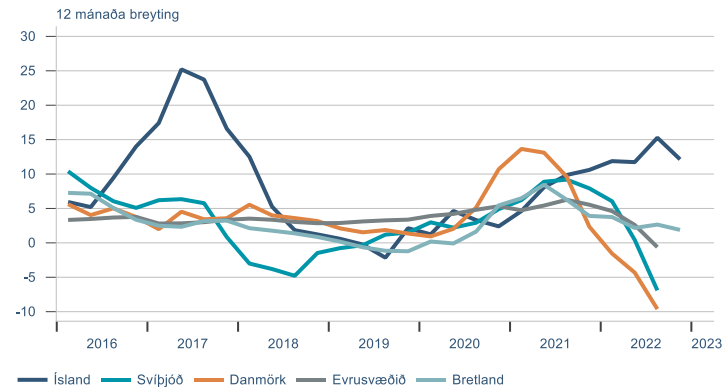
Stýrivextir



Atvinnuleysi



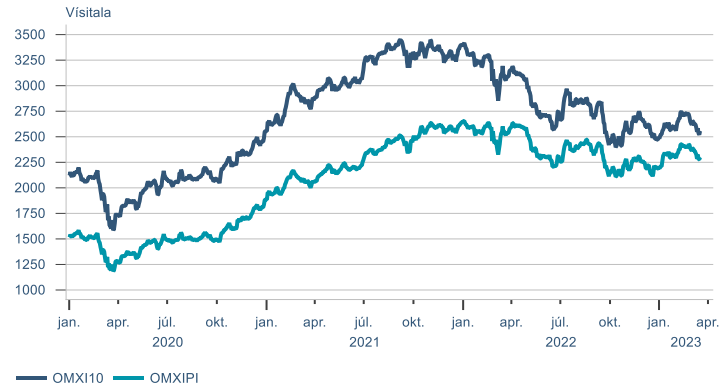
Rauverð íbúða



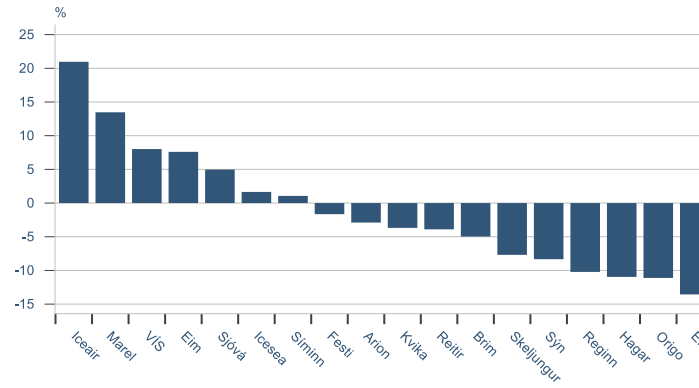
► Fjármálamarkaðir

Hlutabréf

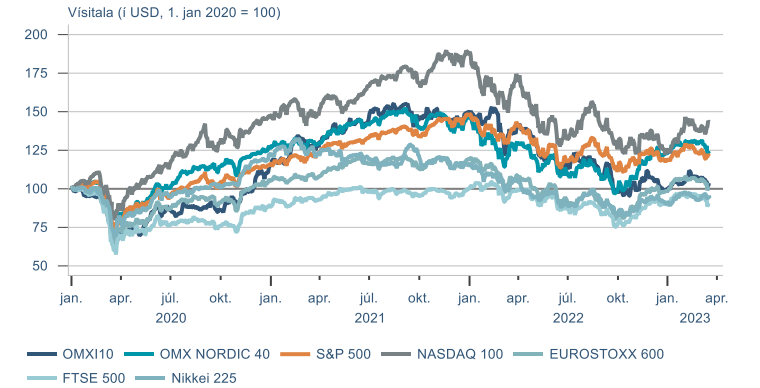
OMX-vísitölur



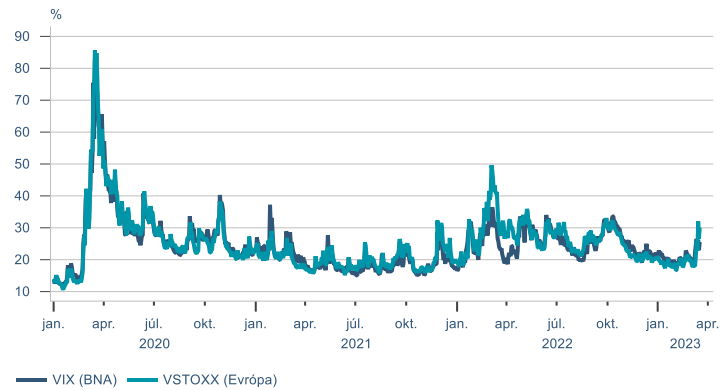
Það sem af er ári



Hlutabréfavisitölur

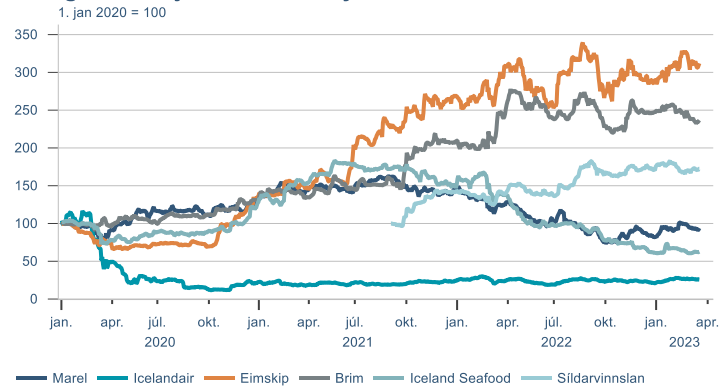


Vix-vísitölur

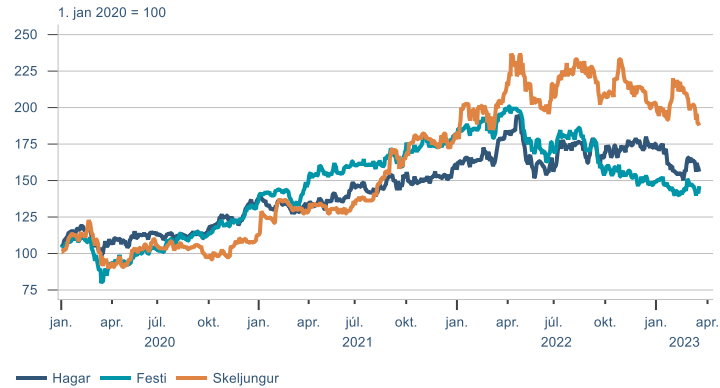


Hlutabréf

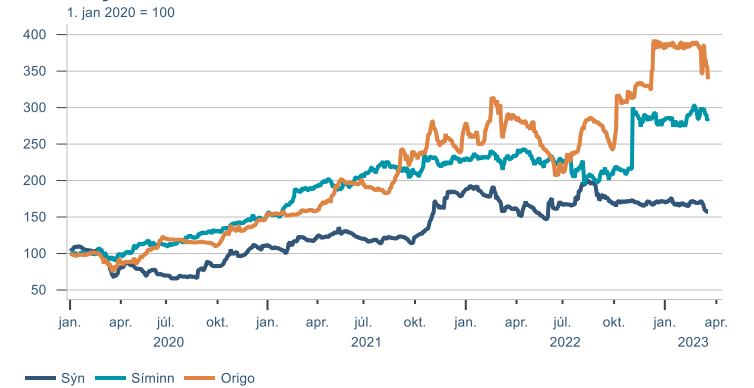
Félög með tekjur í erlendri mynt



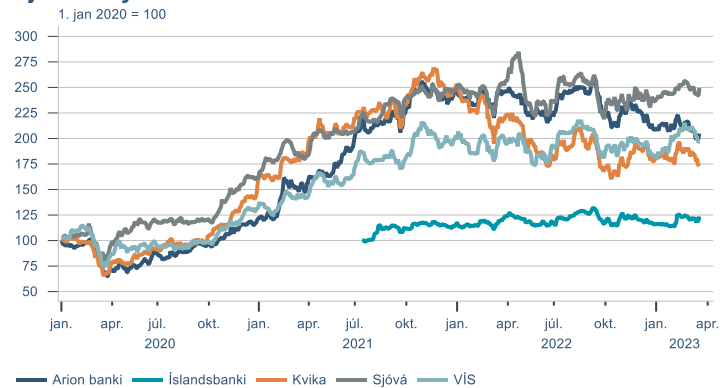
Smásala



Tæknifyrirtæki



Fjármálafyrirtæki

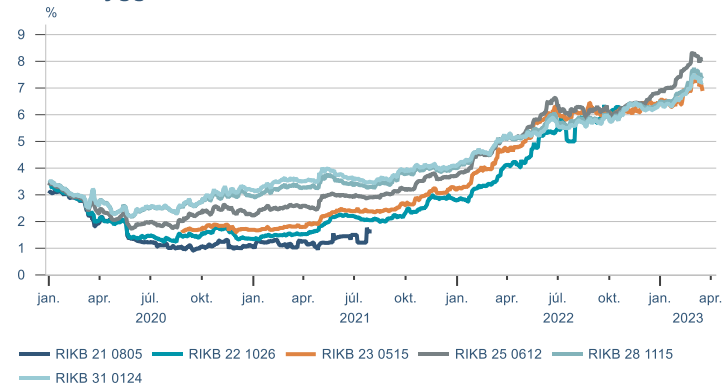


Fasteignafélög

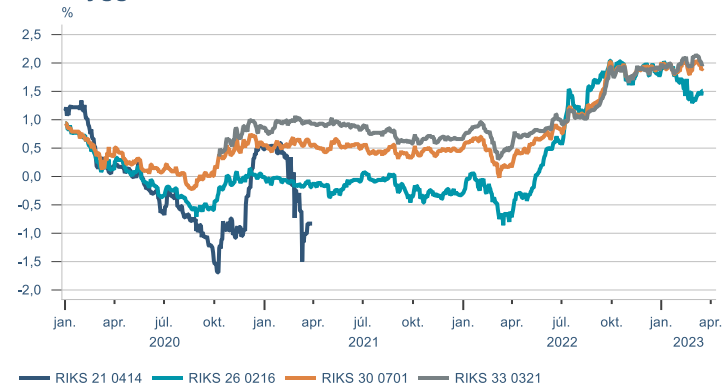


Skuldabréf

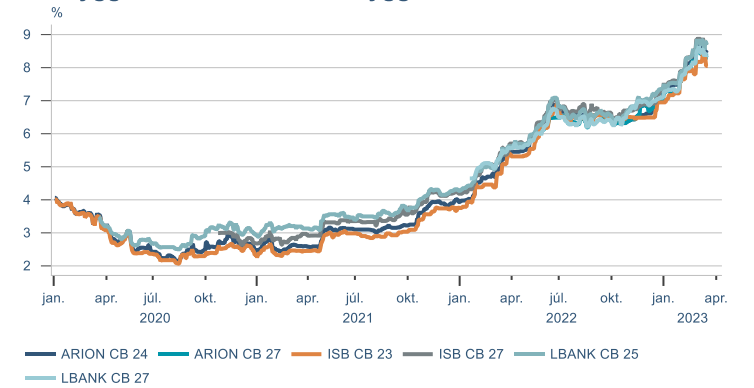
Óverðtryggð ríkisbréf



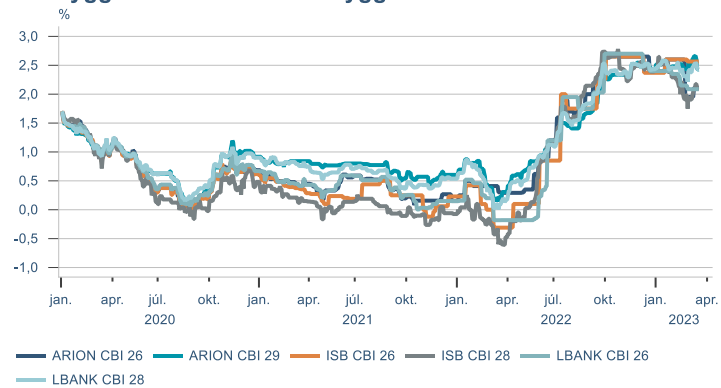
Verðtryggð ríkisbréf



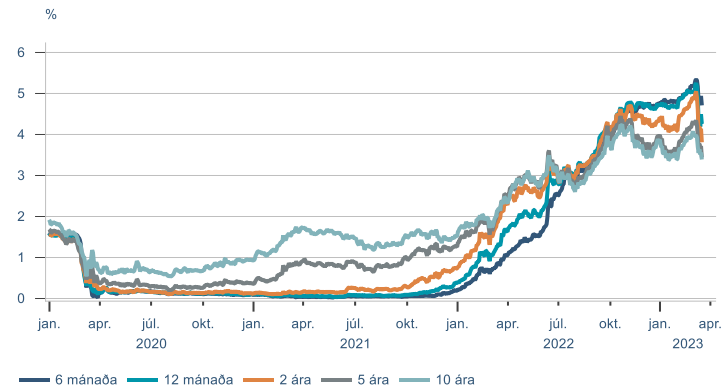
Sértryggð skuldabréf - óverðtryggð



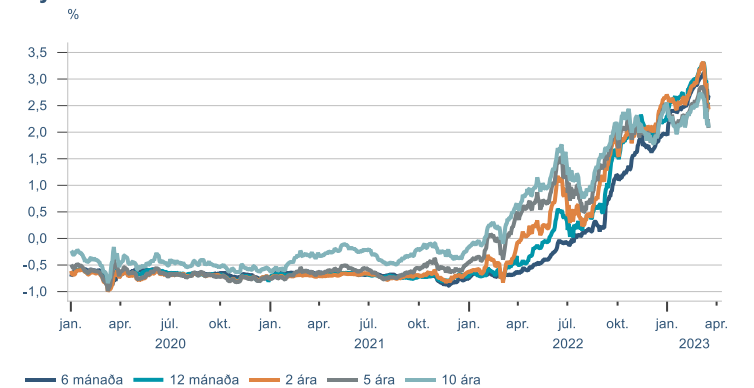
Sértryggð skuldabréf - verðtryggð



Bandarísk ríkisskuldabréf



Þýsk ríkisskuldabréf

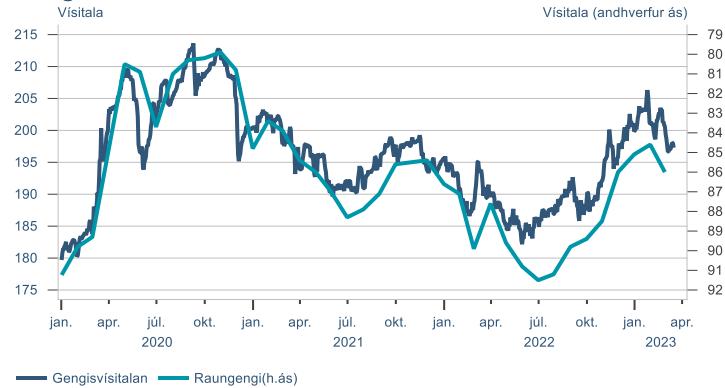


Gjaldeyrir

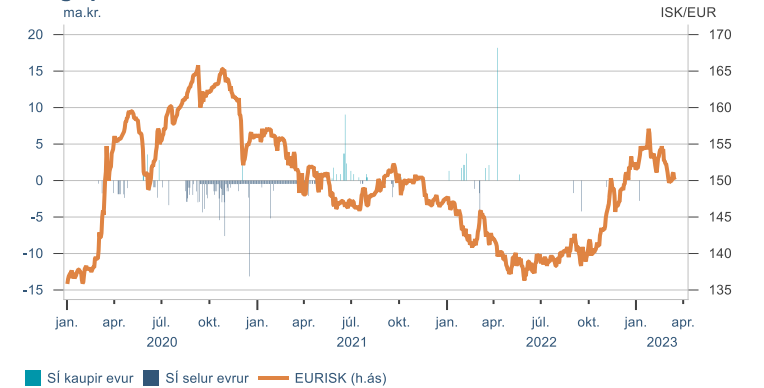
Gengi krónunnar



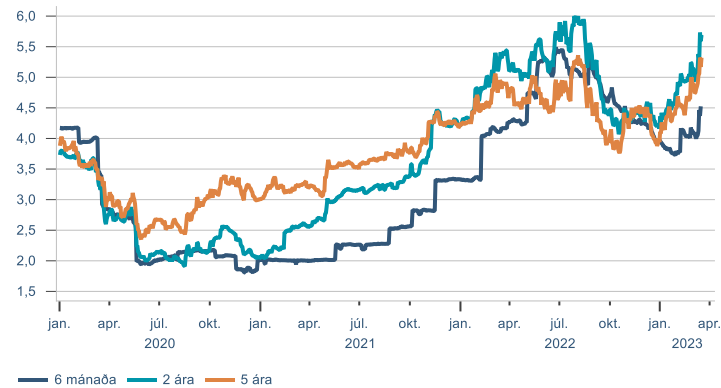
Gengisvísitalan



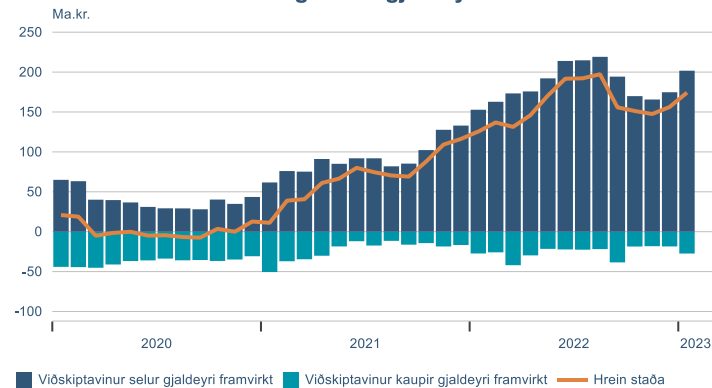
Inngrip SÍ



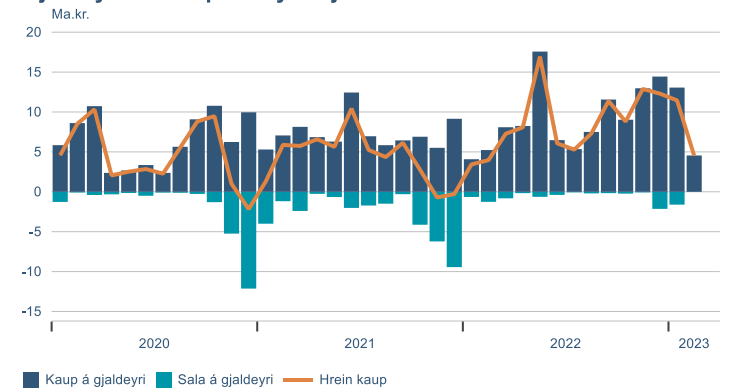
Vaxtamunur við evru



Staða framvirkra samninga með gjaldeyri

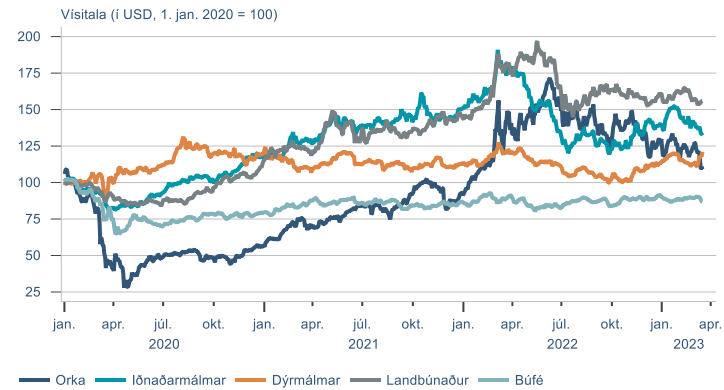


Gjaldeyrsviðskipti lífeyrissjóða



Hrávörur

S&P GSCI hrávörusíðilur



Álverð

3 mánaða framvirk verð, LME



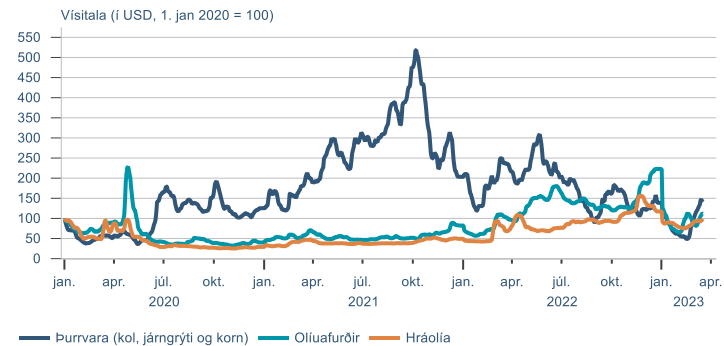
Heimsmarkaðsverð á olíu

Brent



Flutningskostnaður

Baltic exchange vísitölur



Hlutabréf

		Áramót	1M	3M	12M
OMXI10	2556,0	2,4%	-5,5%	1,3%	-17,6%
Brim	86,0	-5,0%	-4,4%	-4,2%	-2,7%
Eimskip	545,0	3,8%	-7,6%	5,8%	1,7%
Icelandair	2,0	21,0%	-3,9%	14,7%	9,6%
Iceland Seafood	6,2	1,7%	-3,1%	0,0%	-55,4%
Marel	556,0	13,5%	-5,8%	11,4%	-24,5%
Síldarvinnslan	119,0	-1,7%	2,6%	-0,8%	21,4%
Festi	179,0	-1,6%	2,9%	-0,6%	-25,1%
Hagar	65,0	-11,0%	4,0%	-10,3%	-12,0%
Skeljungur	14,2	-9,6%	-13,9%	-9,6%	-10,1%
Nova	3,8	-10,7%	-5,7%	-7,7%	
Origo	88,0	-11,1%	-12,9%	-12,0%	16,6%
Síminn	10,7	0,0%	-4,5%	1,9%	-12,3%
Sýn	55,0	-8,3%	-8,3%	-8,3%	-4,3%
Arion	137,0	-8,7%	-8,7%	-9,6%	-21,5%
Íslandsbanki	120,6	0,7%	-4,1%	0,3%	-0,8%
Kvika	18,3	-3,7%	-6,6%	-5,2%	-20,4%
Sjóvá	33,2	0,0%	-6,5%	0,6%	-5,1%
VÍS	17,7	4,7%	-8,3%	3,5%	-4,0%
Eik	10,2	-13,6%	-7,3%	-12,8%	-26,7%
Reginn	24,6	-10,2%	-1,6%	-10,9%	-31,3%
Reitir	84,0	-6,1%	-2,3%	-6,7%	-9,7%
Alvotech	1865,0	26,0%	-4,1%	62,2%	
Ölgerðin	10,6	1,0%	1,4%	-2,3%	

Heimild: Kodiak

Gjaldeyri

		áramót	1M	3M	12M
GVT	196,2	-1,8%	-3,2%	-1,1%	3,4%
EUR	149,3	-1,5%	-3,1%	-0,5%	4,9%
USD	140,5	-1,1%	-3,1%	-0,6%	9,1%
GBP	170,7	-0,1%	-1,6%	-0,8%	1,1%
DKK	20,1	-1,6%	-3,1%	-0,6%	4,9%
SEK	13,3	-2,1%	-3,1%	-2,2%	-2,1%
NOK	13,1	-9,3%	-6,6%	-8,7%	-10,2%
CHF	151,5	-1,6%	-2,7%	-0,3%	10,5%
JPY	1,06	-1,4%	-1,3%	3,0%	-2,0%

Heimild: Kodiak

Ríkisskuldabréf

	krafa	verð	meðalt.	áramót	1M	3M	12M
RIKB 23 0515	7,29%	99,2	0,2	1,2%	0,5%	1,5%	4,3%
RIKB 24 0415	8,02%	94,5	1,0	0,3%	0,3%	0,4%	1,6%
RIKB 25 0612	8,09%	99,8	2,0	-1,0%	0,0%	-1,0%	-1,1%
RIKB 28 1115	7,35%	89,4	4,9	-2,8%	-0,6%	-3,5%	-5,4%
RIKB 31 0124	7,22%	95,8	6,3	-3,5%	-1,5%	-4,6%	-7,4%
RIKB 42 0217	6,59%	77,8	12,2	-4,1%	-1,8%	-5,5%	-12,1%
RIKS 26 0216	1,51%	100,0	2,9	3,8%	1,2%	4,1%	2,9%
RIKS 30 0701	1,91%	109,0	6,5	3,2%	1,2%	3,0%	-1,2%
RIKS 33 0321	1,98%	109,2	8,8	2,5%	1,3%	2,4%	-2,8%
RIKS 37 0115	2,00%	88,1	12,9	1,0%	0,6%	1,5%	-5,2%

Heimild: Kodiak

Hlutabréfavisitölur

		áramót	1M	3M	n
OMXI10	2556,0	2,4%	-5,5%	1,3%	-17,6%
OMXN40	2187,9	0,6%	-5,6%	0,8%	-0,4%
S&P 500	3916,6	2,0%	-4,0%	1,7%	-11,2%
FTSE 100	7335,4	-1,6%	-8,4%	0,0%	-0,7%

Heimild: Macrobond

Innihald og form skjals þessa er unnið af starfsmönnum Hagfræðideildar Landsbankans hf. (hagfraedideild@landsbankinn.is) og byggist á aðgengilegum opinberum upplýsingum á þeim tíma sem greiningin var unnin. Mat á þeim upplýsingum endurspeglar skoðanir starfsmanna Hagfræðideildar Landsbankans á þeim degi þegar greiningin er dagsett, en þær geta breyst án fyrirvara.

Landsbankinn hf. og starfsfólk hans taka ekki ábyrgð á viðskiptum sem byggð eru á þeim upplýsingum og skoðunum sem hér eru settar fram.

Bent skal á að Landsbankinn hf. getur á hverjum tíma haft beinna eða óbeinna hagsmuna að gæta, ýmist sjálfur, dótturfélög hans eða fyrir hönd viðskiptamanna, s.s. sem fjárfestir, lánardrottinn eða þjónustuaðili. Greiningar eru engu að síður unnar sjálfstætt af Hagfræðideild Landsbankans og innan Landsbankans eru í gildi reglur um aðskilnað starfssviða sem eru aðgengilegar á vef bankans.