



# Vikubyrjun 6. mars 2023

---

Hagfræðideild



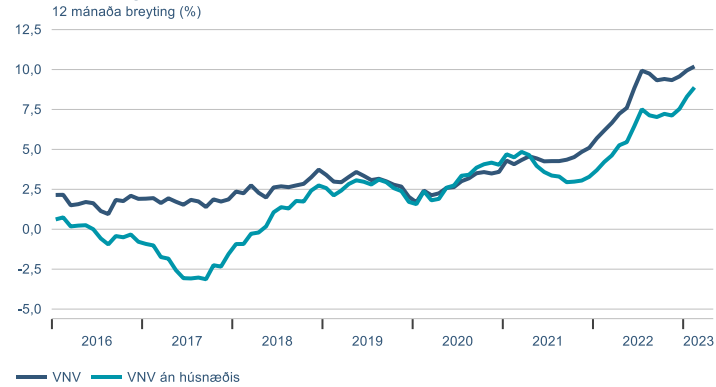
# Dagatal

Vikud.	Dag.	kl.	Viðburður	Tímabil	Birtingaraðili
mán	6. mar.		Flutningstölur	feb	Icelandair
þri	7. mar.		Flutningstölur	feb	Play
		09:00	Vöruviðskipti (bráðabirgðatölur)	feb	Hagstofan
		09:00	Efnahagur Seðlabankans	feb	Seðlabankinn
		09:00	Fjármálareikningar fjármálafyrirtækja	4. ársf. '22	Seðlabankinn
		09:00	Lífeyrissjóðir	feb	Seðlabankinn
			Aðalfundur		Reginn
			Aðalfundur		Play
mið	8. mar.	09:00	<b>Framleiðsluuppgjör þjóðhagsreikninga (áætlun)</b>	<b>2022</b>	<b>Hagstofan</b>
		09:00	Skortur á efnislegum gæðum	2022	Hagstofan
		09:00	Vísitala heildarlauna	4. ársf. '22	Hagstofan
		09:00	Raugengi	feb	Seðlabankinn
		09:00	Erlend staða Seðlabankans	feb	Seðlabankinn
		09:00	Gjaldeyrismarkaður	feb	Seðlabankinn
		09:00	Krónumarkaður	feb	Seðlabankinn
fim	9. mar.		<b>Ársuppgjör</b>	<b>2022</b>	<b>Síldarvinnslan</b>
		09:00	Efnahagslegar skammtímatölur		Hagstofan
		16:00	Markaðsupplýsingar		Lánamál ríkisins
		09:00	Mannfjöldi	1. jan 2021	Hagstofan
			Aðalfundur		Eimskip
			Aðalfundur		Icelandair
			Aðalfundur		Síminn
			Aðalfundur		SKEL fjárfestafélag
fös	10. mar.		<b>Brottfarir um Leifsstöð</b>	<b>feb</b>	<b>Ferðamálastofa</b>
		12:00	<b>Skráð atvinnuleysi</b>	<b>feb</b>	<b>Vinnumálastofnun</b>
			Aðalfundur		Sjóvá

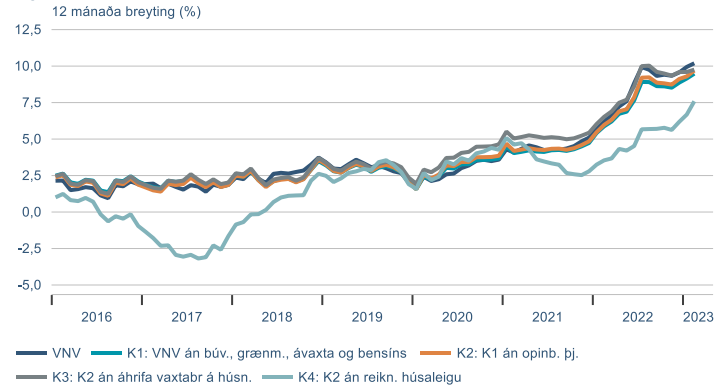
▶ Efnahagsmál

# Verðlag

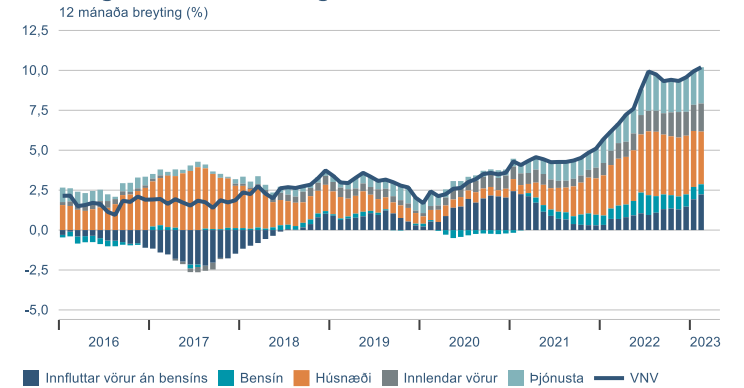
## Viðtala neysluverðs



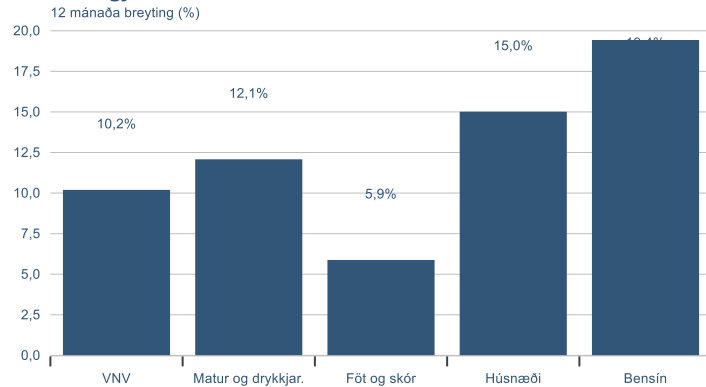
## Kjarnavísitölur



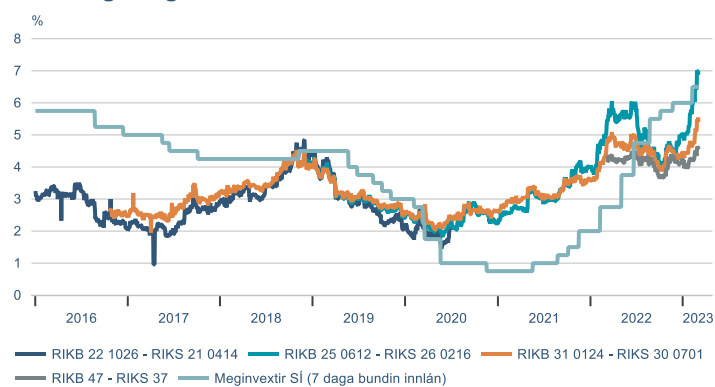
## Framlag undirliða verðbólgu



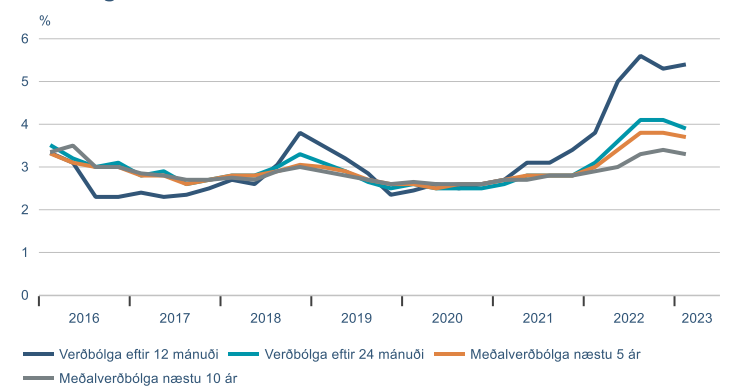
## Valdir útgjaldaliðir



## Verðbólguálag á skuldabréfamarkaði

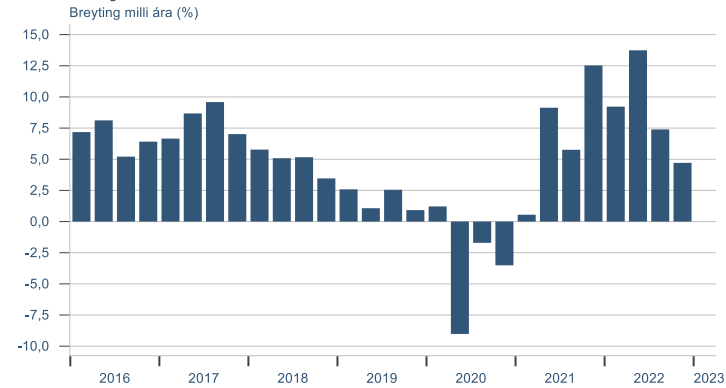


## Væntingakönnun markaðsaðila

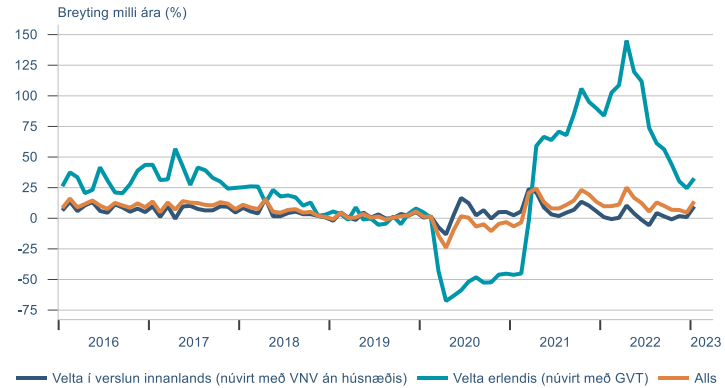


# Heimilin

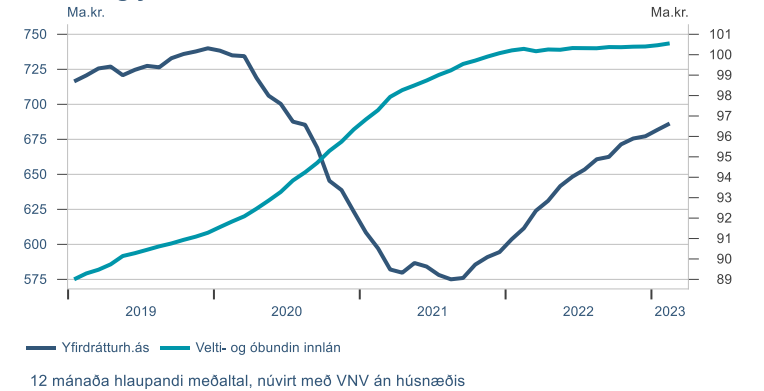
## Einkaneysla



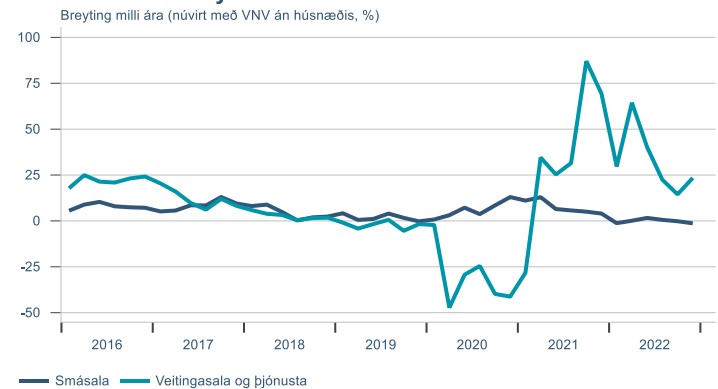
## Greiðslukortavelta



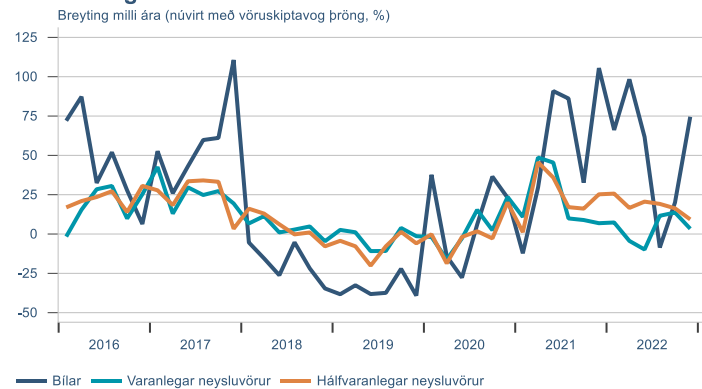
## Innlán og yfirdráttur heimilana



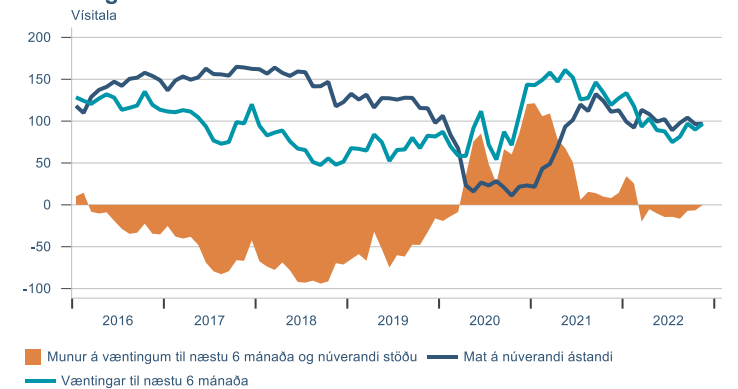
## Velta skv. VSK-skýrslum



## Innflutningur

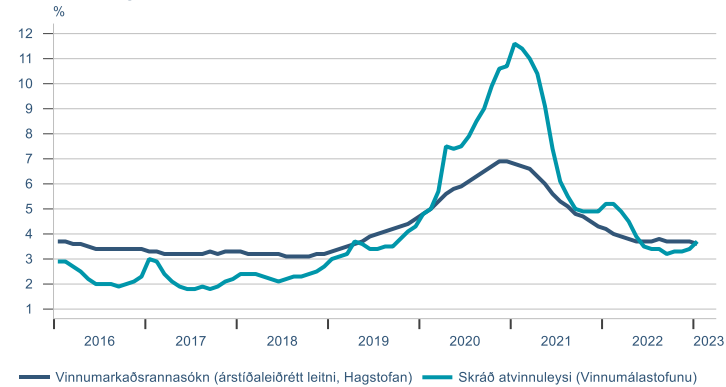


## Væntingarvísitala

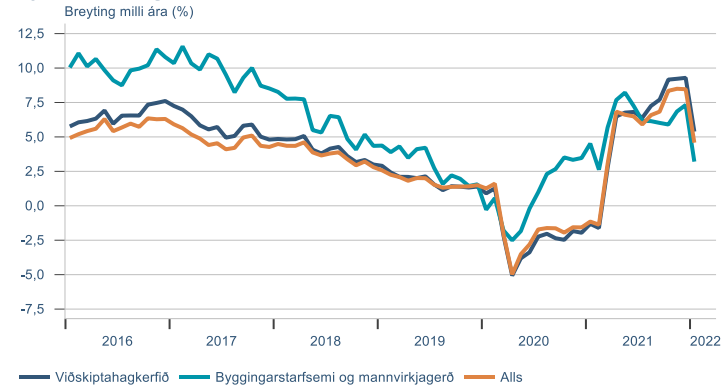


# Vinnumarkaðurinn

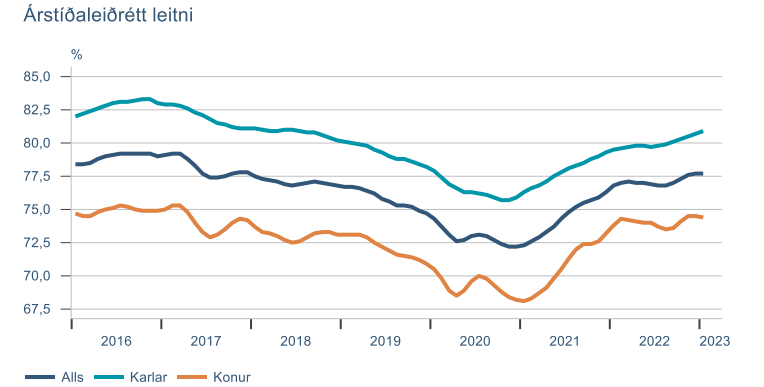
## Atvinnuleysi



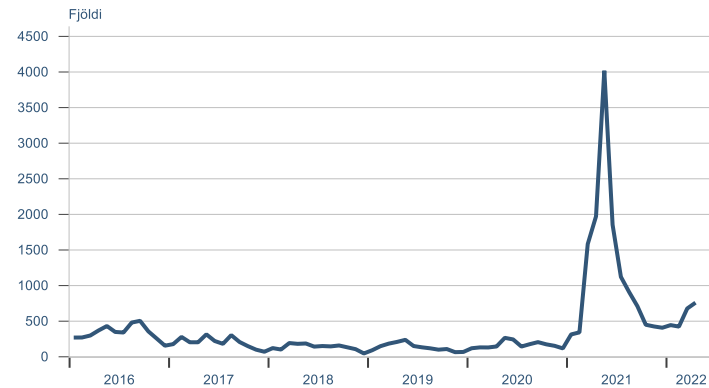
## Fjöldi launagreiðenda



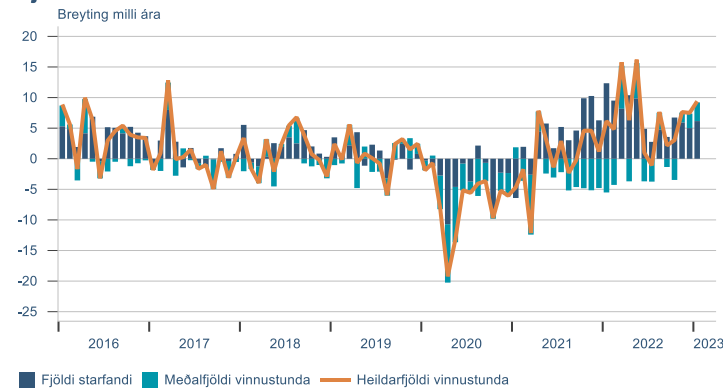
## Atvinnuþáttaka



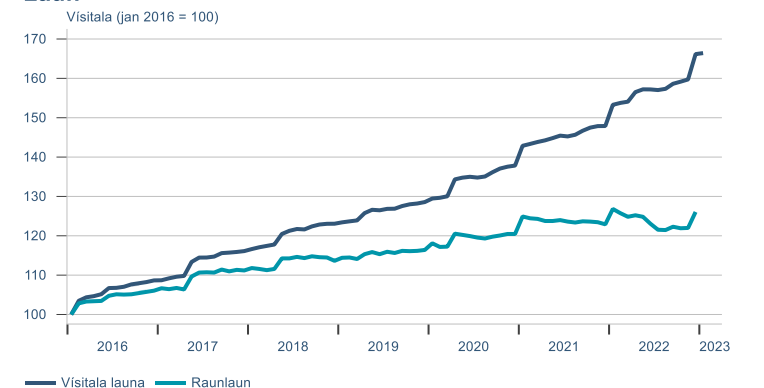
## Laus störf



## Fjöldi vinnustunda

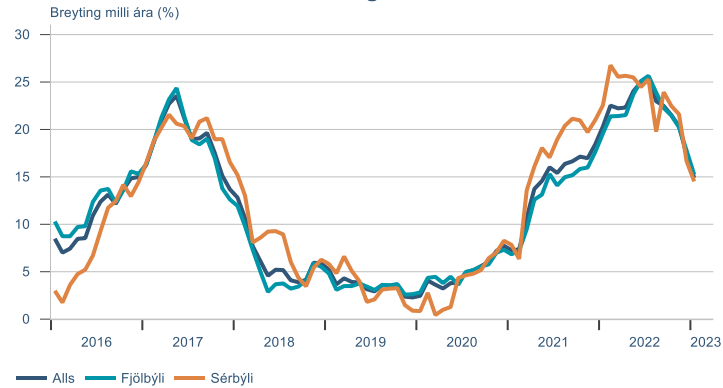


## Laun

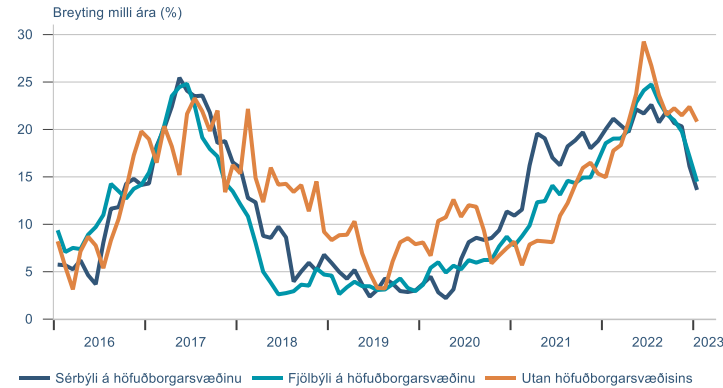


# Fasteignamarkaðurinn

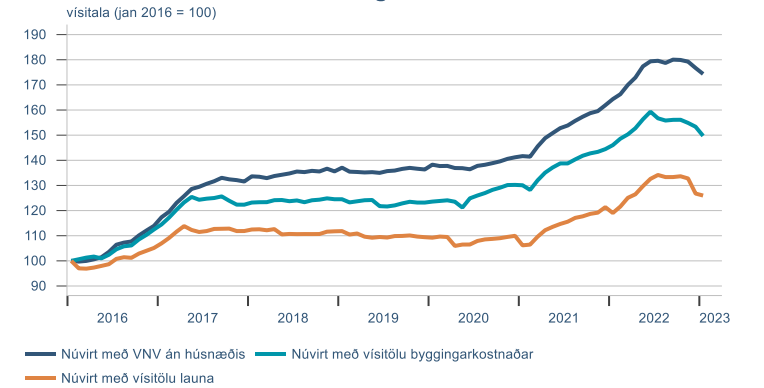
## Vísitala íbúðaverðs á höfuðborgarsvæðinu



## Vísitala markaðsverðs húsnæðis



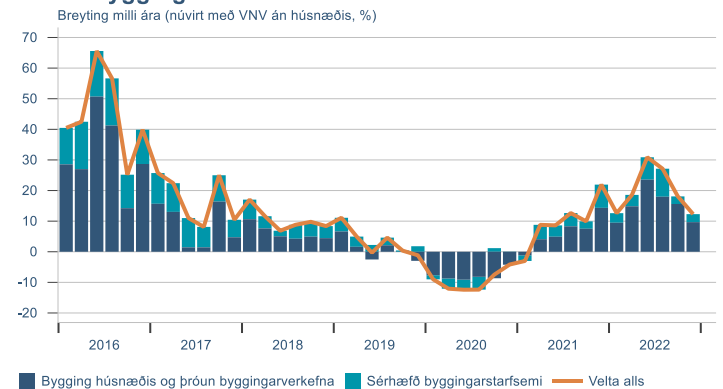
## Vísitala íbúðaverðs á höfuðborgarsvæðinu



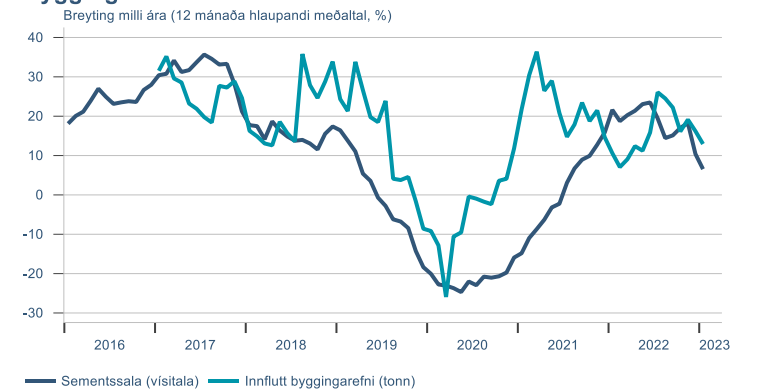
## Vísitala leiguverðs



## Velta í byggingariðnaði

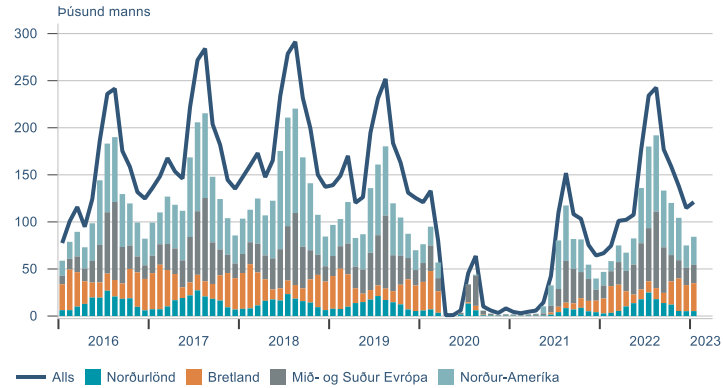


## Byggingarvörur



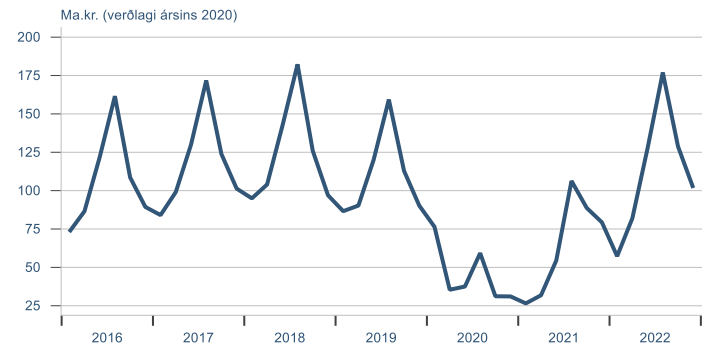
# Ferðaþjónustan

## Erlendir ferðamenn um Leifstöð

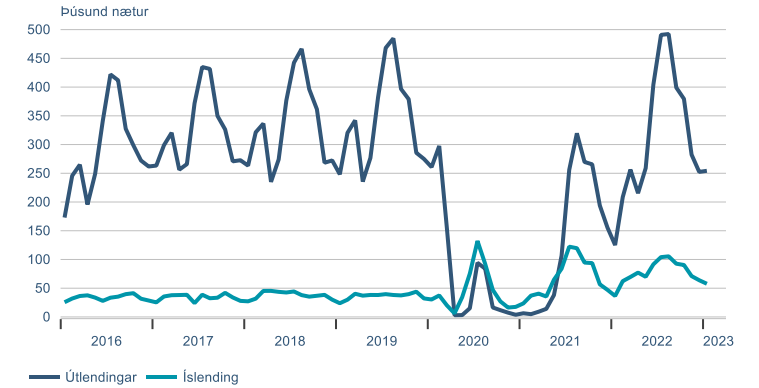


## Velta í ferðaþjónustu

Velta á VSK-tímabili (2 mánuðir)



## Gistinætur á hótélum



## Velta erlendra greiðslukorta



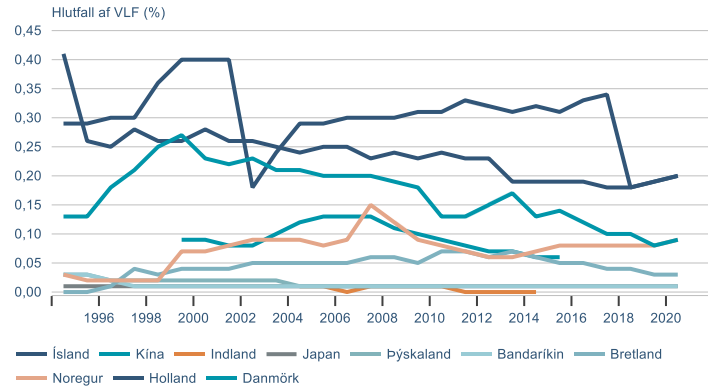
## Fjöldi launagreiðenda í ferðaþjónustu



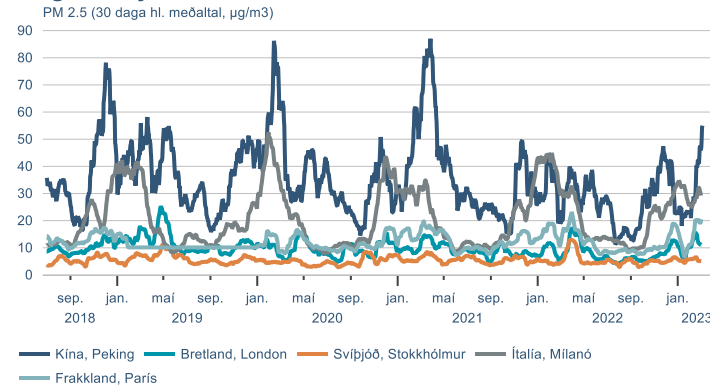


# Sjálfbærni

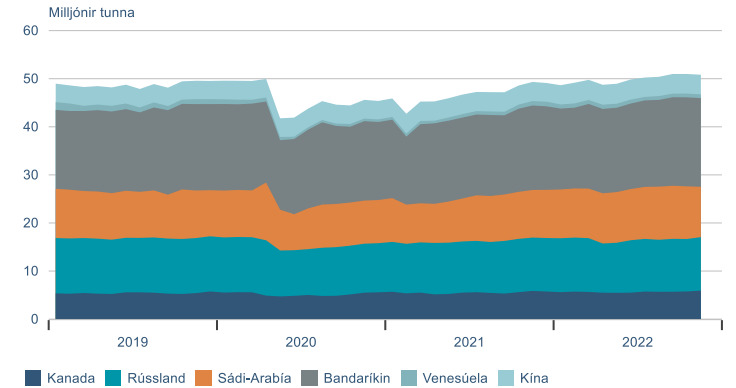
## Umhverfisskattur



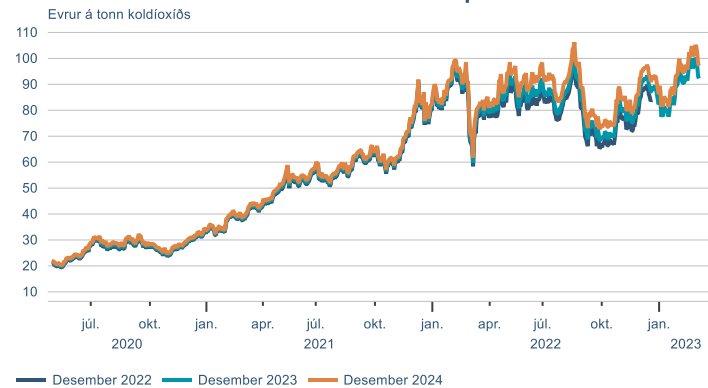
## Magn svifryks



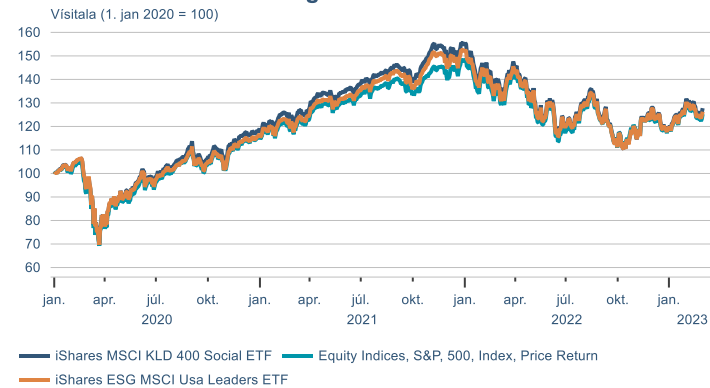
## Framleiðsla hráolíu



## EUA Losunarheimildir innan ETS viðskiptakerfisins



## UFS Hlutabréfavísitölur og S&P 500

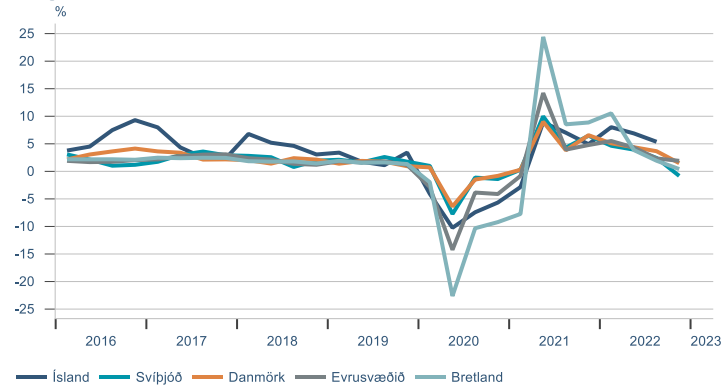


## Hlutabréfavísitölur orkufyrirtækja (hluti af Eurofirst 300)

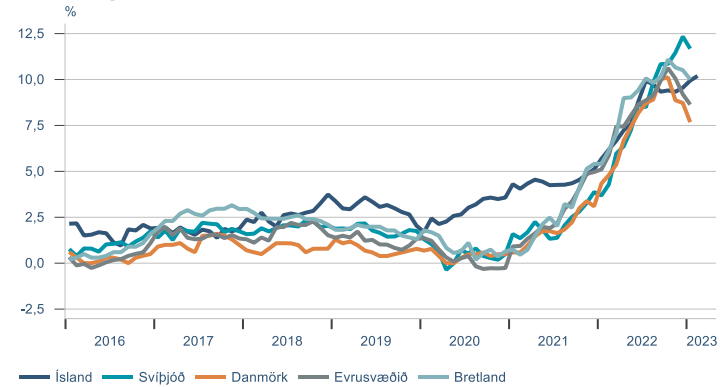


# Alþjóðlegur samanburður

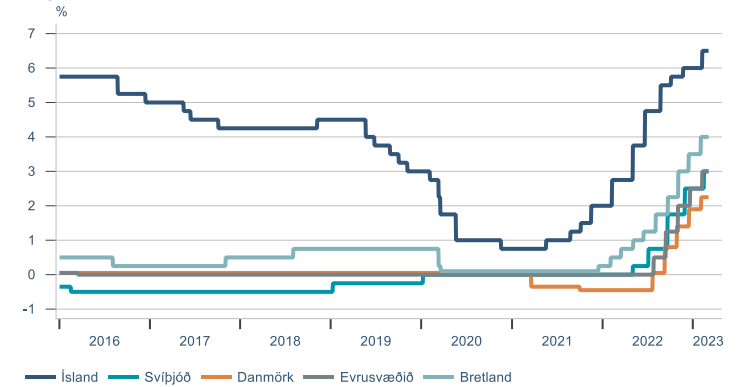
## Hagvöxtur



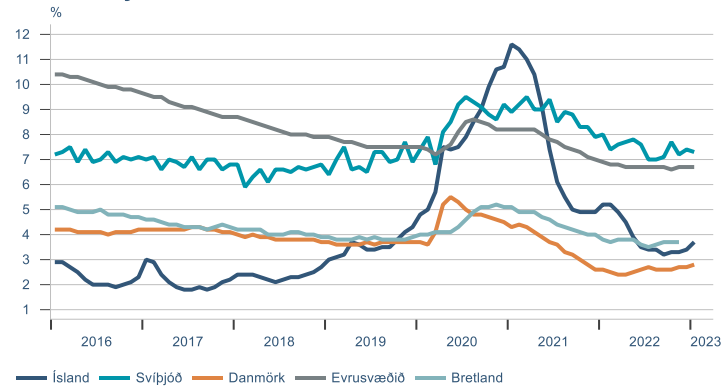
## Verðbólga



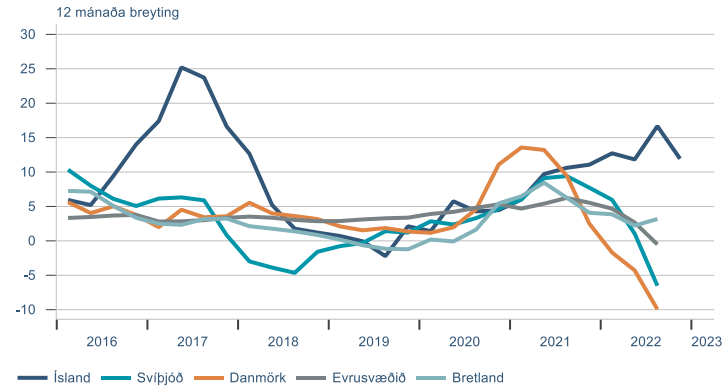
## Stýrivextir



## Atvinnuleysi



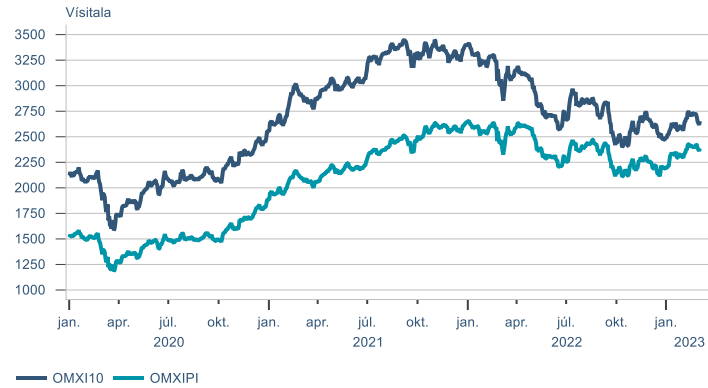
## Rauverð íbúða



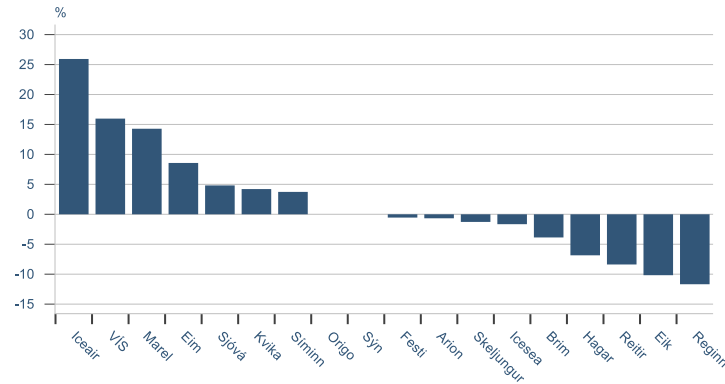
## ► Fjármálamarkaðir

# Hlutabréf

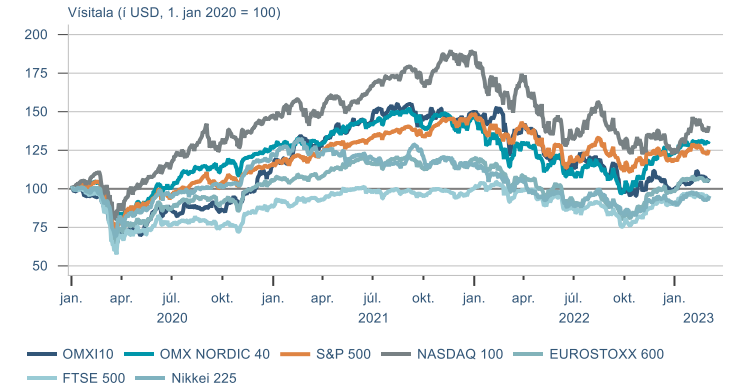
## OMX-vísitölur



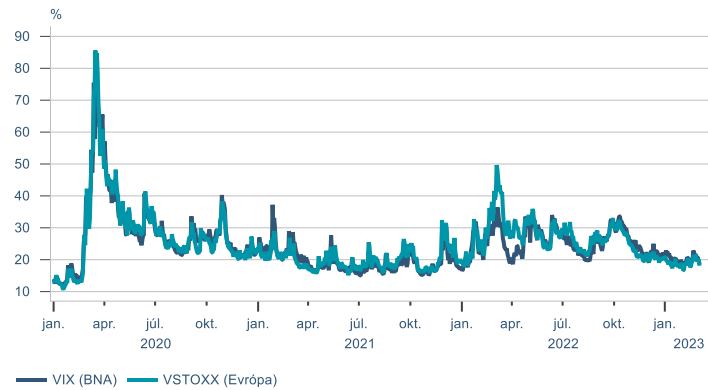
## Það sem af er ári



## Hlutabréfavísitölur

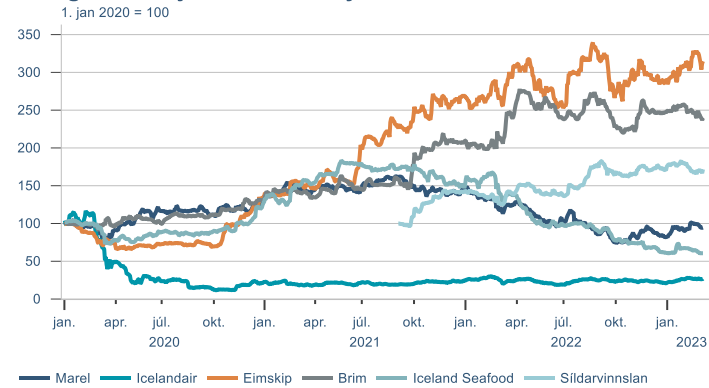


## Vix-vísitölur

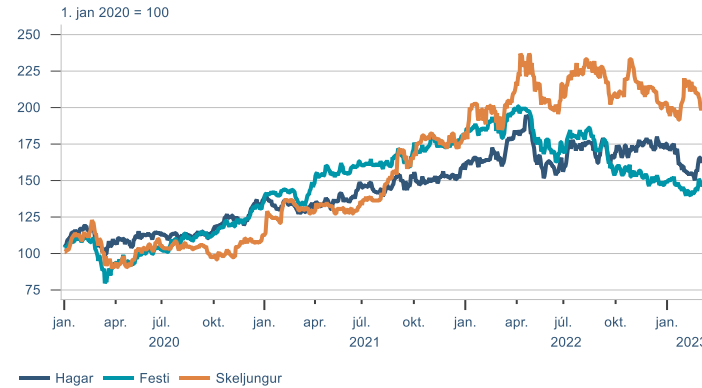


# Hlutabréf

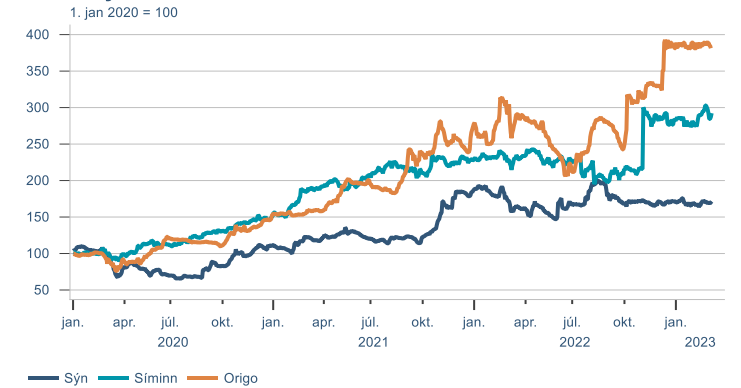
## Félög með tekjur í erlendri mynt



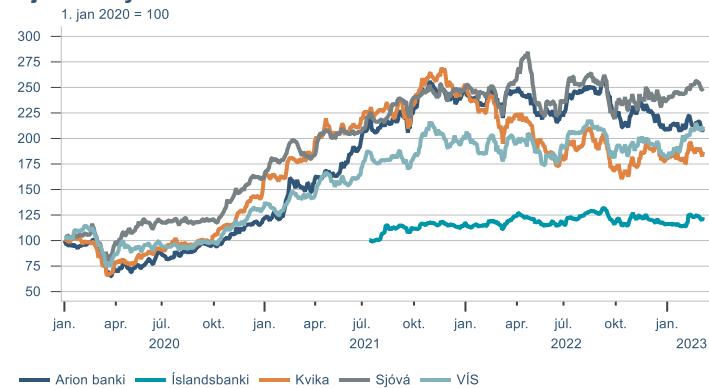
## Smásala



## Tæknifyrirtæki



## Fjármálfyrirtæki

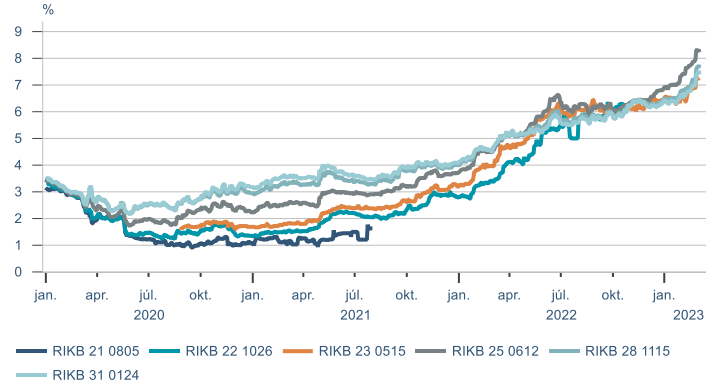


## Fasteignafélög

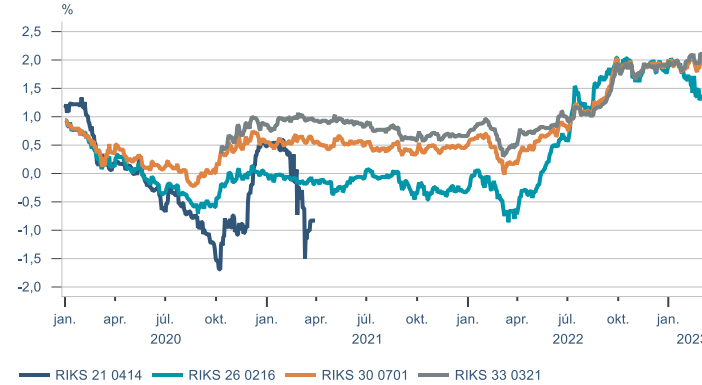


# Skuldabréf

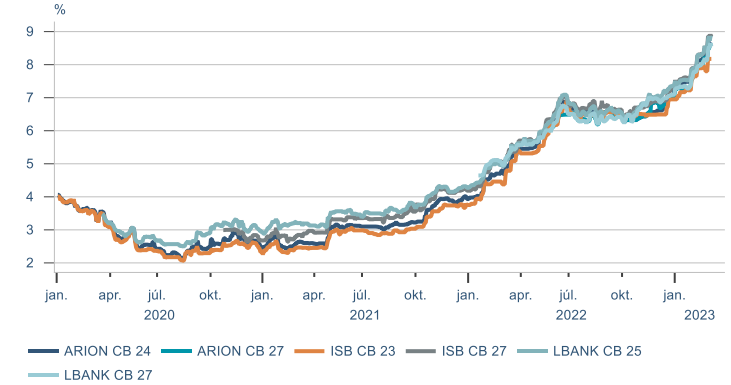
## Óverðtryggð ríkisbréf



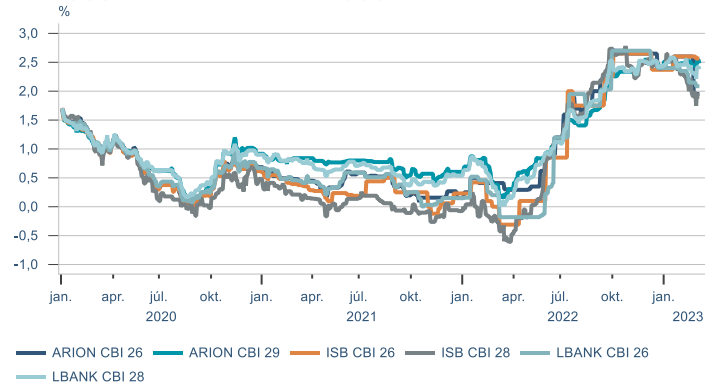
## Verðtryggð ríkisbréf



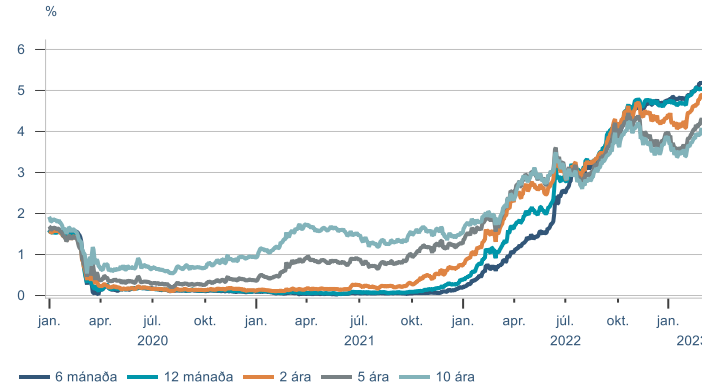
## Sértryggð skuldabréf - óverðtryggð



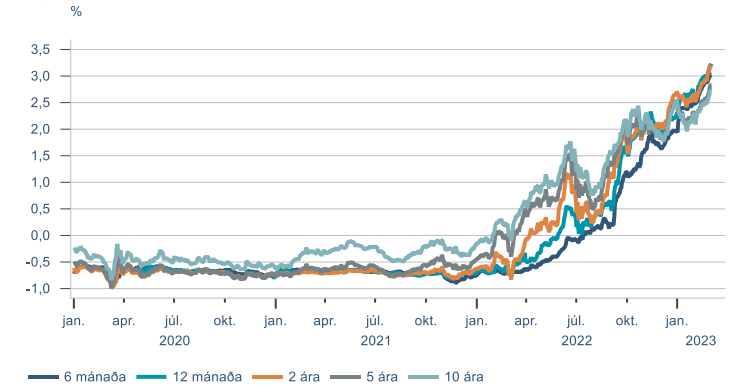
## Sértryggð skuldabréf - verðtryggð



## Bandarísk ríkisskuldabréf



## Þýsk ríkisskuldabréf

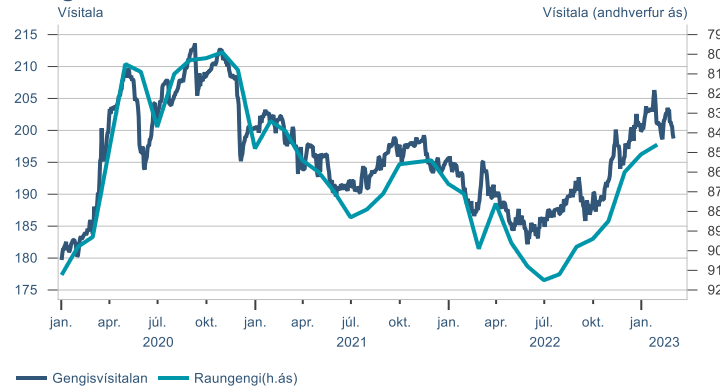


# Gjaldeyrir

## Gengi krónunnar



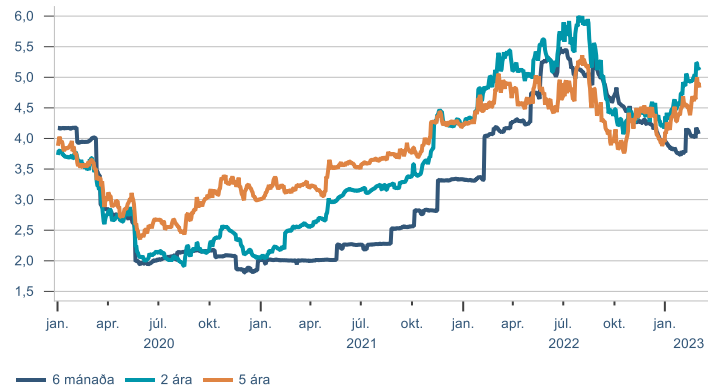
## Gengisvísitalan



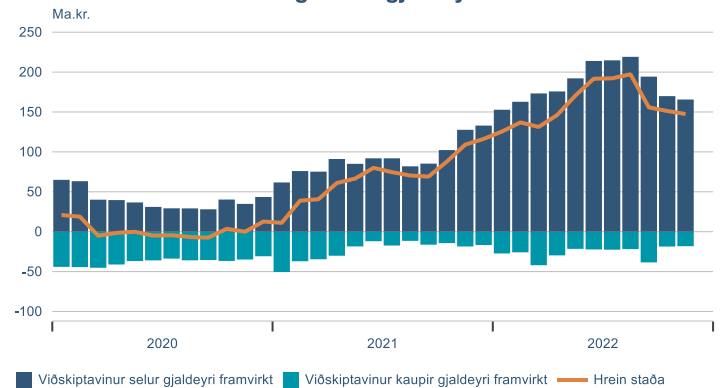
## Inngrip SÍ



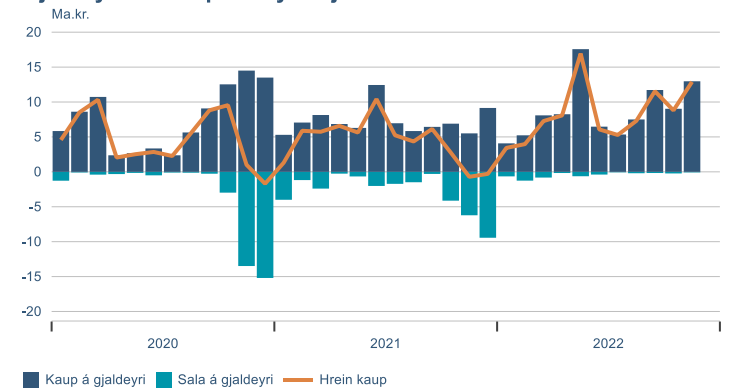
## Vaxtamunur við evru



## Staða framvirkra samninga með gjaldeyri

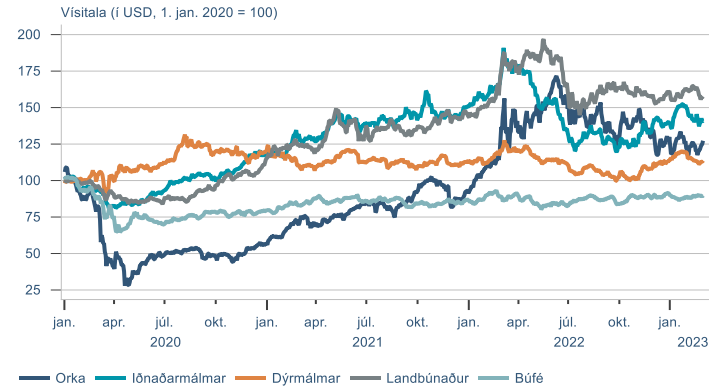


## Gjaldeyrsviðskipti lífeyrissjóða



# Hrávörur

## S&P GSCI hrávörusítölur



## Álverð

3 mánaða framvirk verð, LME



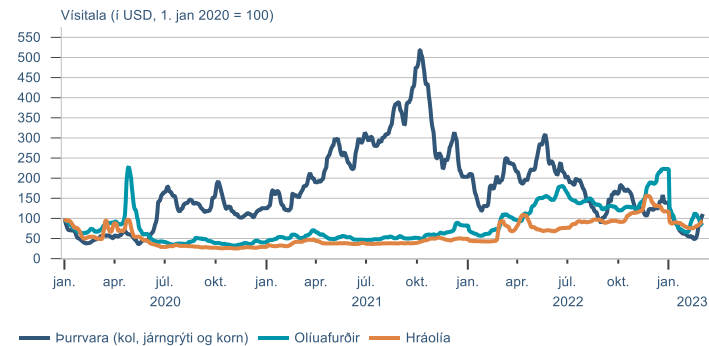
## Heimsmarkaðsverð á olíu

Brent



## Flutningskostnaður

Baltic exchange visitölur





## Hlutabréf

		Áramót	1M	3M	12M
OMXI10	2653,4	6,3%	0,3%	0,4%	-13,3%
Brim	87,0	-3,9%	-3,3%	-3,9%	12,1%
Eimskip	570,0	8,6%	0,9%	8,6%	16,4%
Icelandair	2,0	25,9%	-3,3%	16,1%	6,3%
Iceland Seafood	6,0	-1,7%	-9,8%	-9,8%	-56,6%
Marel	560,0	14,3%	1,8%	3,7%	-22,3%
Síldarvinnslan	118,5	-2,1%	-3,3%	0,9%	36,4%
Festi	181,0	-0,5%	4,0%	-0,5%	-20,4%
Hagar	68,0	-6,8%	4,6%	-5,6%	-1,4%
Skeljungur	15,5	-1,3%	-7,7%	-6,1%	4,3%
Nova	4,0	-7,4%	-5,2%	1,5%	
Origo	99,0	0,0%	0,0%	15,8%	25,3%
Síminn	11,1	3,7%	4,7%	1,8%	-7,0%
Sýn	60,0	0,0%	2,6%	0,4%	0,0%
Arion	149,0	-0,7%	-3,9%	-6,9%	-10,8%
Íslandsbanki	126,0	5,2%	5,0%	2,3%	6,7%
Kvika	19,8	4,2%	0,8%	-1,0%	-12,0%
Sjóvá	34,8	4,8%	0,0%	2,4%	-1,7%
VÍS	19,6	16,0%	3,7%	8,9%	11,8%
Eik	10,6	-10,2%	-7,0%	-16,9%	-19,4%
Reginn	24,2	-11,7%	-4,0%	-14,8%	-24,4%
Reitir	82,0	-8,4%	-5,2%	-10,9%	-6,8%
Alvotech	1990,0	34,5%	12,7%	125,6%	
Ölgerðin	10,1	-3,6%	-5,0%	-7,6%	

Heimild: Kodiak

## Gjaldeyri

		áramót	1M	3M	12M
GVT	197,7	-1,1%	-1,7%	0,0%	3,3%
EUR	150,3	-0,8%	-2,2%	1,1%	4,8%
USD	141,6	-0,3%	0,8%	0,3%	9,4%
GBP	169,8	-0,6%	-1,4%	-2,0%	-2,0%
DKK	20,2	-0,9%	-2,2%	1,0%	4,8%
SEK	13,5	-1,0%	-0,6%	-1,1%	1,3%
NOK	13,6	-5,7%	-2,9%	-6,2%	-6,7%
CHF	150,9	-1,9%	-1,9%	-0,2%	7,3%
JPY	1,04	-3,5%	-5,0%	-1,2%	-7,1%

Heimild: Kodiak

## Ríkisskuldabréf

	krafa	verð	meðalt.	áramót	1M	3M	12M
RIKB 23 0515	7,51%	98,9	0,2	0,9%	0,3%	1,4%	3,3%
RIKB 24 0415	8,37%	94,0	1,1	-0,3%	-0,5%	-0,2%	0,2%
RIKB 25 0612	8,23%	99,5	2,0	-1,6%	-1,0%	-2,0%	-2,3%
RIKB 28 1115	7,65%	88,1	5,0	-4,4%	-3,6%	-4,7%	-8,7%
RIKB 31 0124	7,40%	94,7	6,3	-4,8%	-4,5%	-5,3%	-10,6%
RIKB 42 0217	6,65%	77,2	12,2	-5,0%	-4,9%	-5,6%	
RIKS 26 0216	1,33%	100,5	2,9	3,7%	2,0%	4,3%	4,0%
RIKS 30 0701	1,99%	108,5	6,5	2,0%	0,2%	2,1%	-1,6%
RIKS 33 0321	2,11%	108,0	8,6	0,6%	0,0%	0,4%	-4,2%
RIKS 37 0115	2,10%	86,9	12,9	-1,0%	-1,1%	-0,9%	-4,7%

Heimild: Kodiak

## Hlutabréfavisitölur

		áramót	1M	3M	n
OMXI10	2653,4	6,3%	0,3%	0,4%	-13,3%
OMXN40	2340,0	7,6%	2,3%	4,7%	14,3%
S&P 500	4045,6	5,4%	-2,2%	-0,6%	-7,3%
FTSE 100	7947,1	6,6%	0,6%	5,2%	9,8%

Heimild: Macrobond

---

Innihald og form skjals þessa er unnið af starfsmönnum Hagfræðideildar Landsbankans hf. (hagfraedideild@landsbankinn.is) og byggist á aðgengilegum opinberum upplýsingum á þeim tíma sem greiningin var unnin. Mat á þeim upplýsingum endurspeglar skoðanir starfsmanna Hagfræðideildar Landsbankans á þeim degi þegar greiningin er dagsett, en þær geta breyst án fyrirvara.

Landsbankinn hf. og starfsfólk hans taka ekki ábyrgð á viðskiptum sem byggð eru á þeim upplýsingum og skoðunum sem hér eru settar fram.

Bent skal á að Landsbankinn hf. getur á hverjum tíma haft beinna eða óbeinna hagsmuna að gæta, ýmist sjálfur, dótturfélög hans eða fyrir hönd viðskiptamanna, s.s. sem fjárfestir, lánardrottinn eða þjónustuaðili. Greiningar eru engu að síður unnar sjálfstætt af Hagfræðideild Landsbankans og innan Landsbankans eru í gildi reglur um aðskilnað starfssviða sem eru aðgengilegar á vef bankans.