



# Vikubyrjun 15. janúar 2024

---

Hagfræðideild



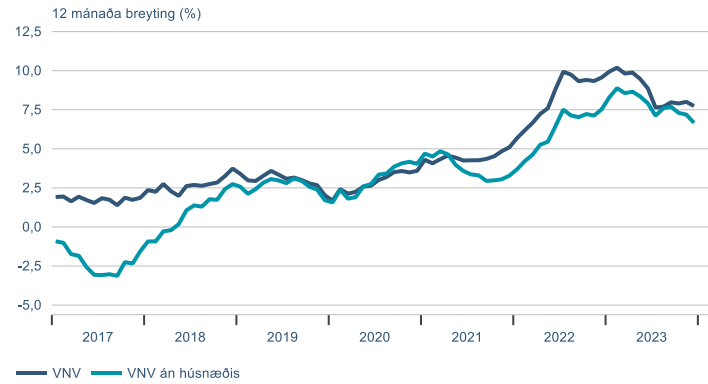
# Dagatal

Vikud.	Dag.	kl.	Viðburður	Tímabil	Birtingaraðili
mán	15. jan.	09:00	Landaður afli	des '23	Hagstofan
		09:00	Erlend staða Seðlabankans FJAR 04 1 á gjalddaga	des '23	Seðlabankinn Fjarðabyggð
þri	16. jan.	09:00	<b>Vísitala íbúðaverðs á höfuðborgarsvæðinu</b> <b>Greiðslumiðlun</b> Vísitala leiguverðs á höfuðborgarsvæðinu	<b>des '23</b> <b>des '23</b> des '23	<b>HMS</b> <b>Seðlabankinn</b> HMS
mið	17. jan.	09:00	Skuldabréfaútböð Tryggingafélög	des '23	Lánasjóður sveitarfélaga Seðlabankinn
fim	18. jan.	09:00	Mánaðarskýrsla Skammtímahagvísar ferðapjónustu	jan jan	HMS Hagstofan
fös	19. jan.	09:00	Samræmd vísitala neysliverðs	des '23	Hagstofan
		09:00	Gjaldeyrisforði og tengdir liðir	des '23	Seðlabankinn

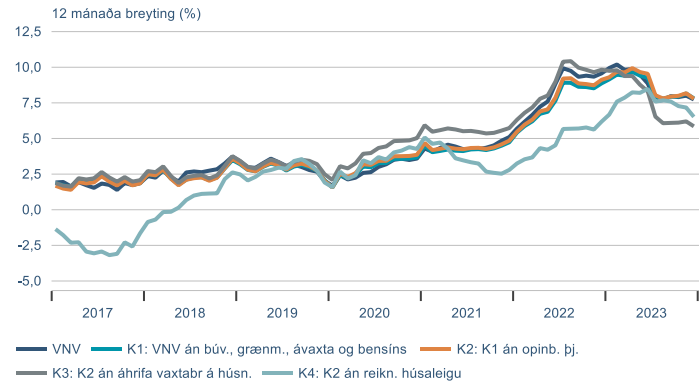
▶ Efnahagsmál

# Verðlag

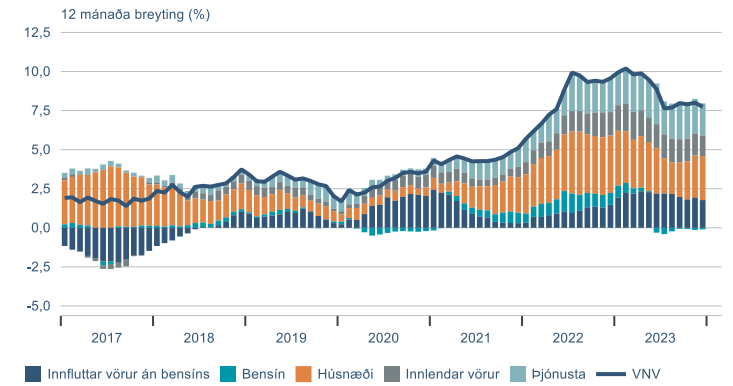
## Visitala neysluverðs



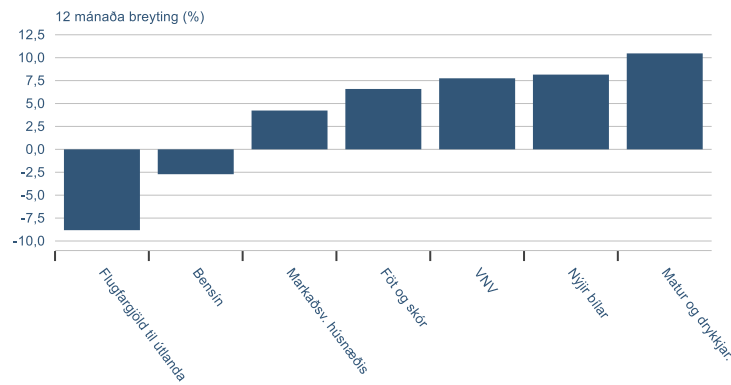
## Kjarnavísitölur



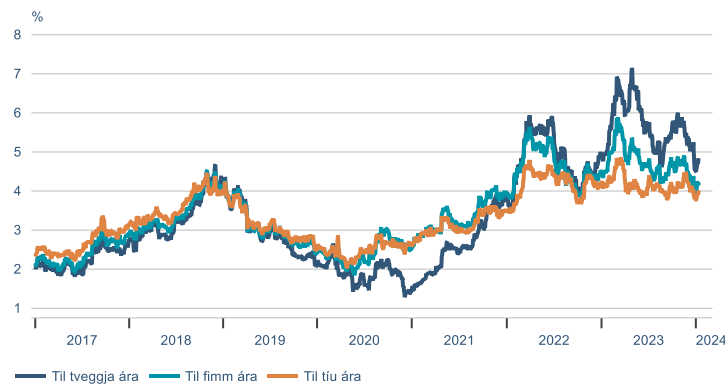
## Framlag undirliða verðbólgu



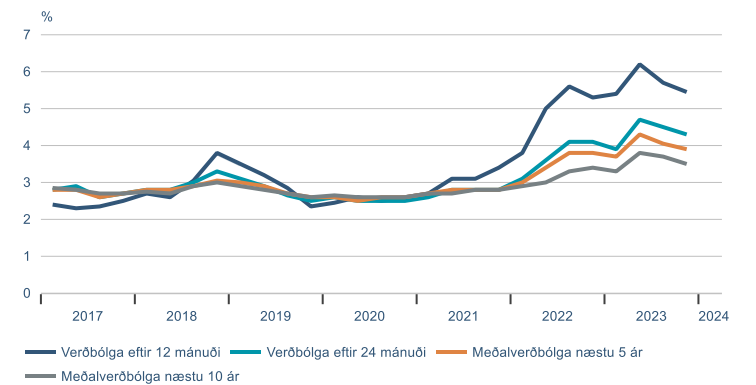
## Valdir undirliðir



## Verðbólguálag á skuldabréfamarkaði

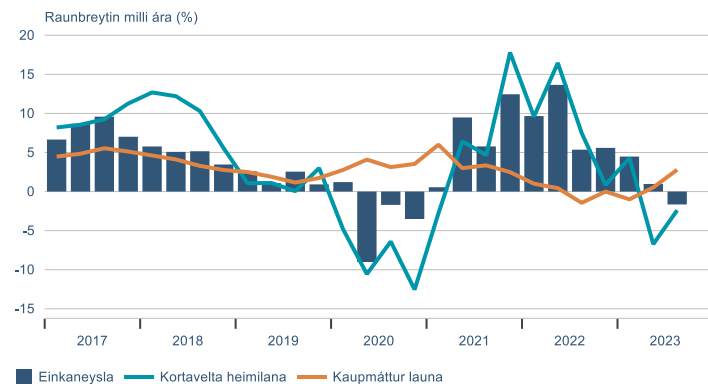


## Væntingakönnun markaðsaðila

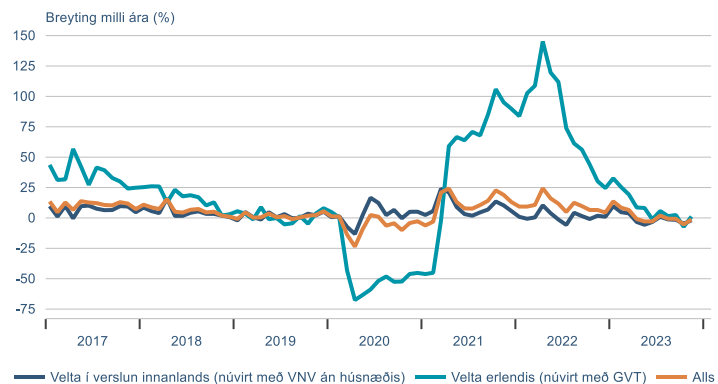


# Heimilin

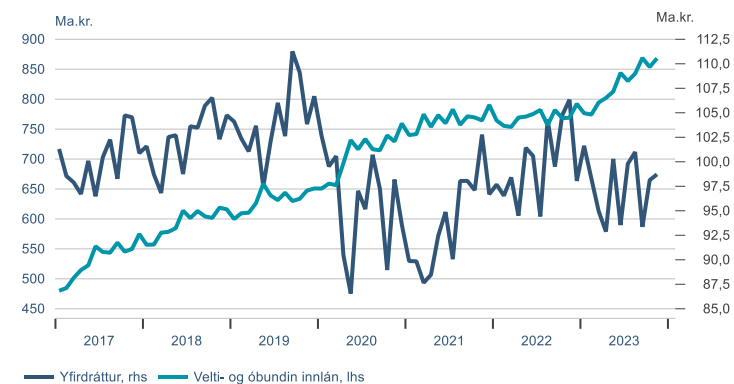
## Einkaneysla, kortavelta og laun



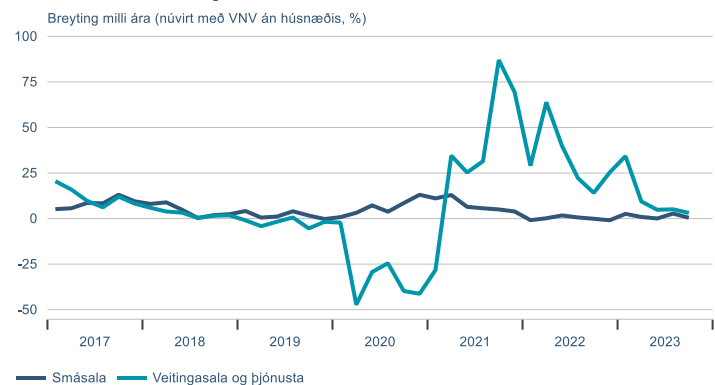
## Greiðslukortavelta



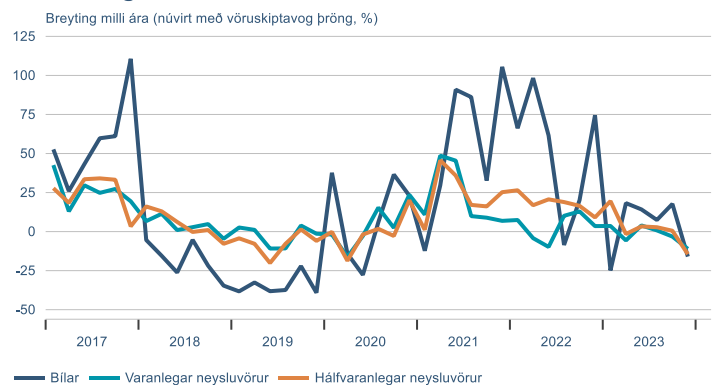
## Innlán og yfirdráttur heimilanna



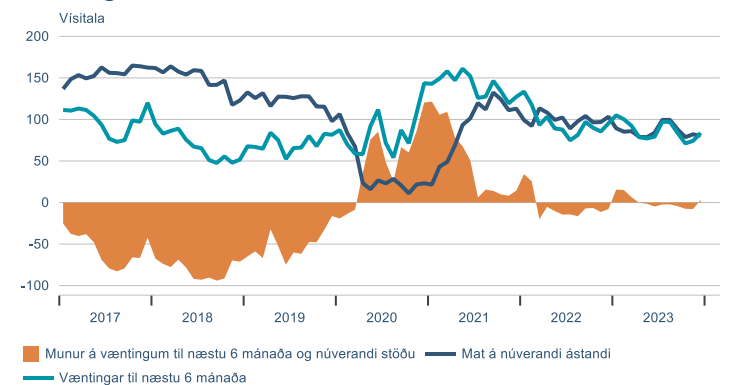
## Velta skv. VSK-skýrslum



## Innflutningur



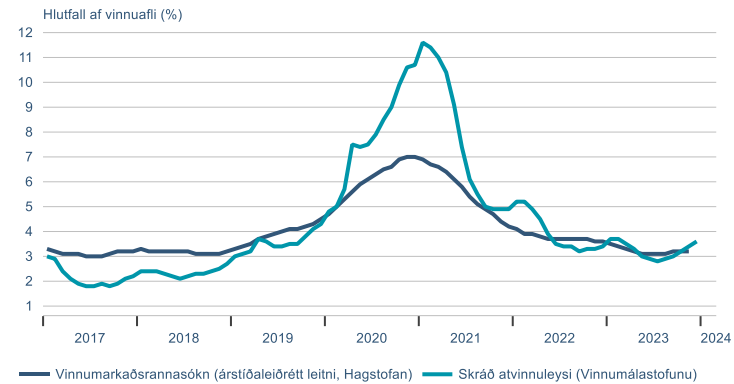
## Væntingavísitala



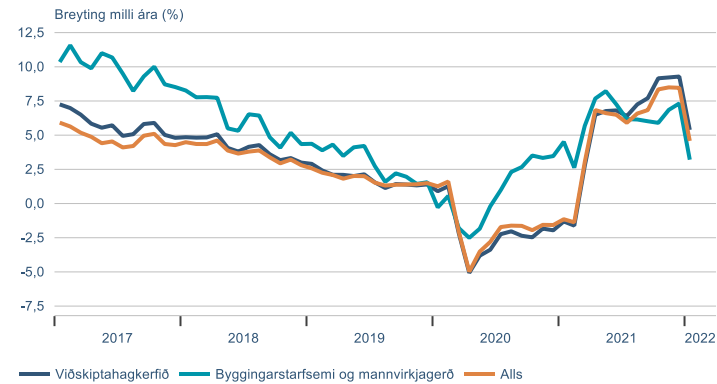


# Vinnumarkaðurinn

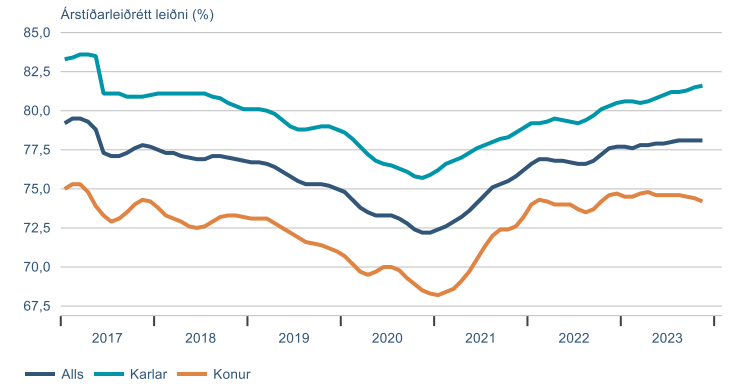
## Atvinnuleysi



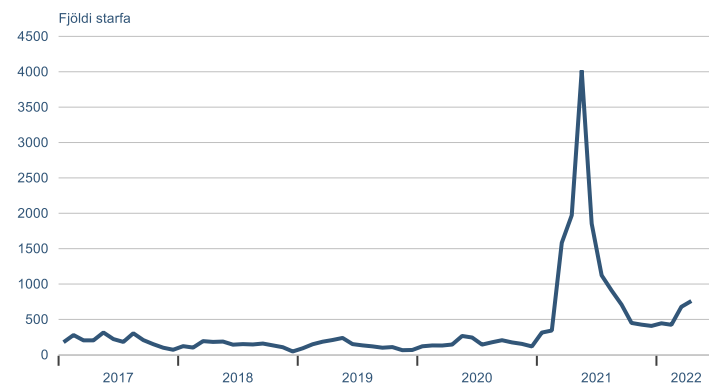
## Fjöldi launagreiðenda



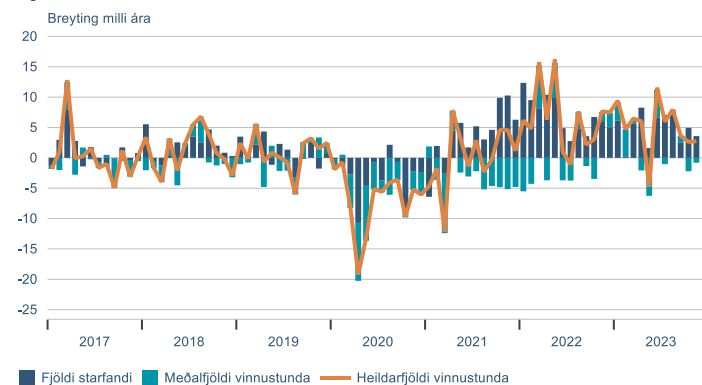
## Atvinnupáttaka



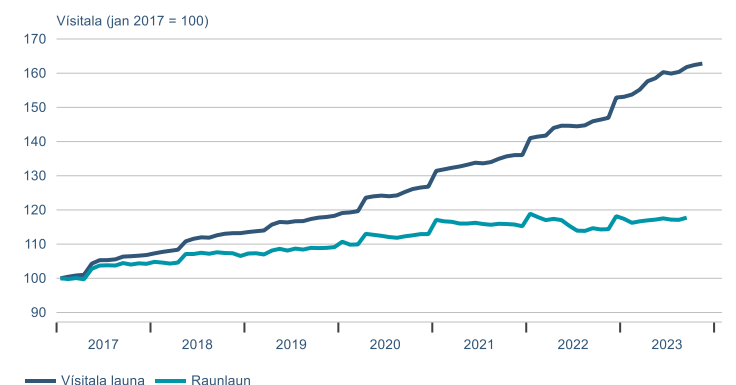
## Laus störf



## Fjöldi vinnustunda

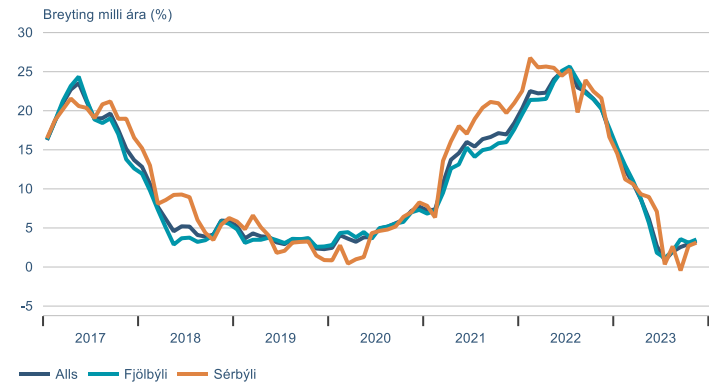


## Laun

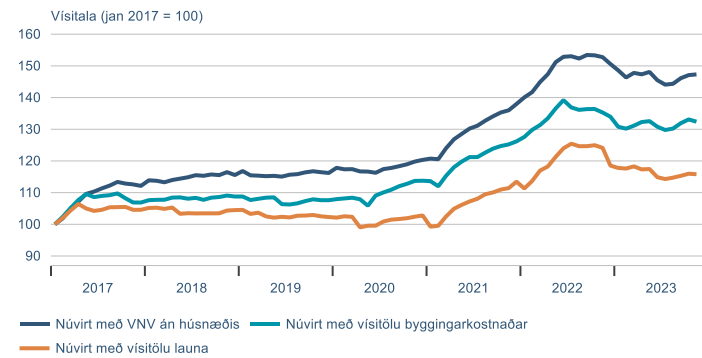


# Fasteignamarkaðurinn

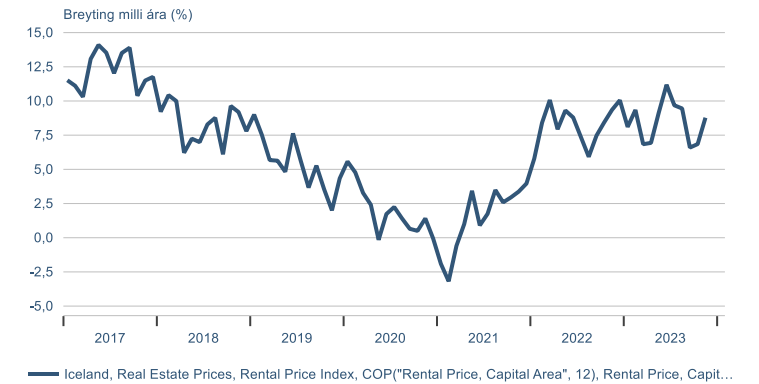
## Vísitala íbúðaverðs á höfuðborgarsvæðinu



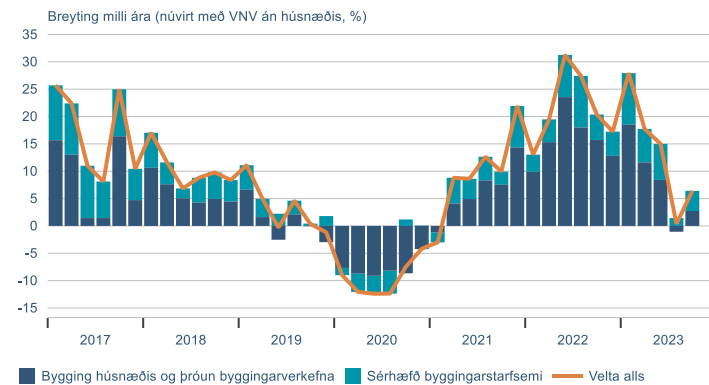
## Vísitala íbúðaverðs á höfuðborgarsvæðinu á mótí undirliggjandi hagstærðum



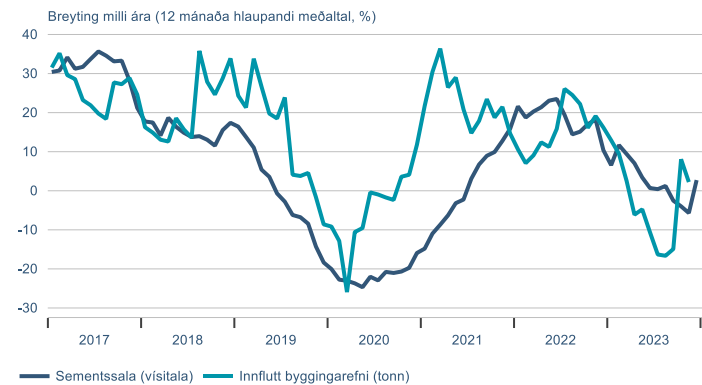
## Vísitala leiguverðs



## Velta í byggingariðnaði

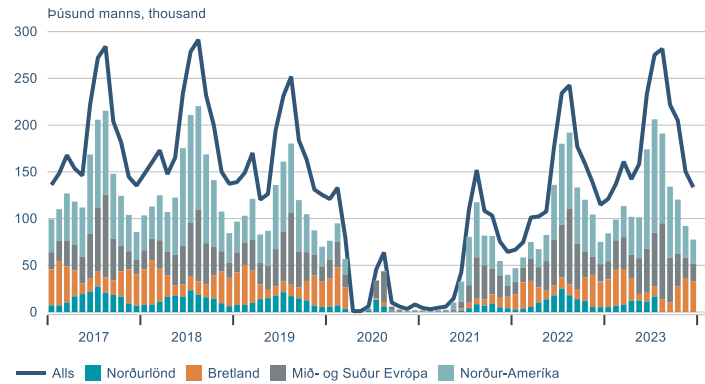


## Byggingavörur

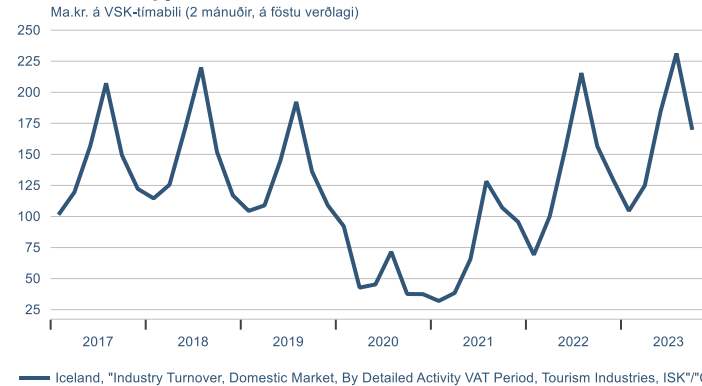


# Ferðaðjónustan

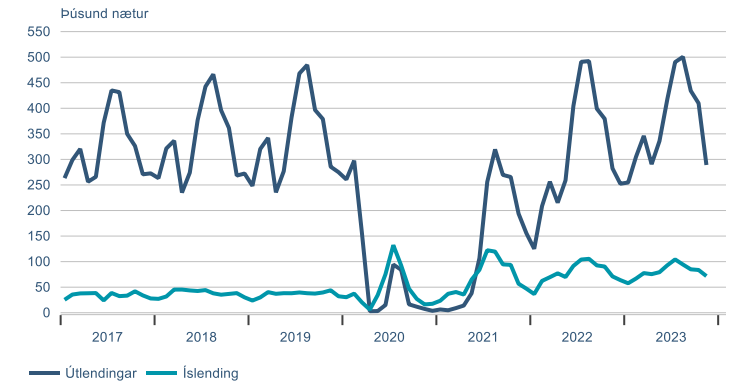
## Erlendir ferðamenn um Leifstöð



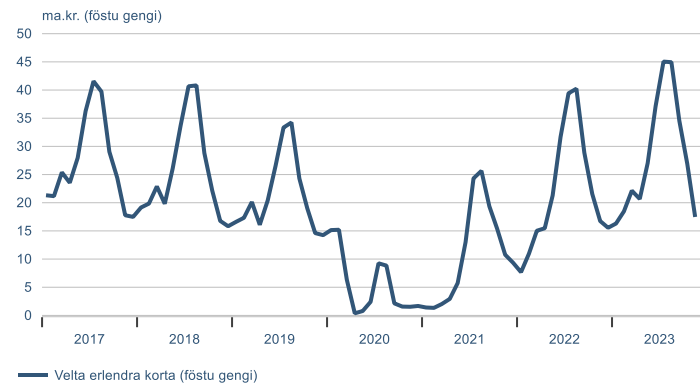
## Velta í ferðaðjónustu



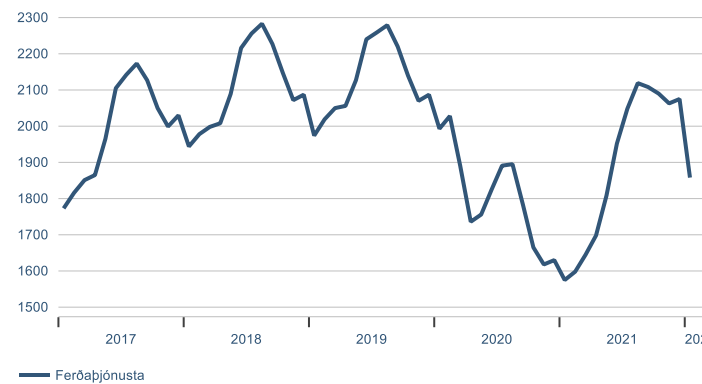
## Gistinætur á hótélum



## Velta erlendra greiðslukorta



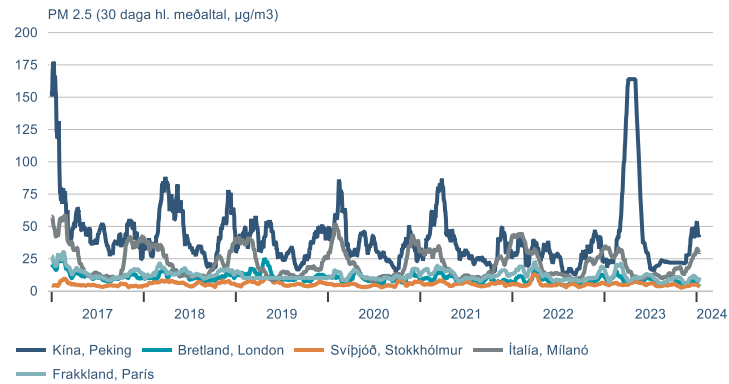
## Fjöldi launagreiðenda í ferðaðjónustu



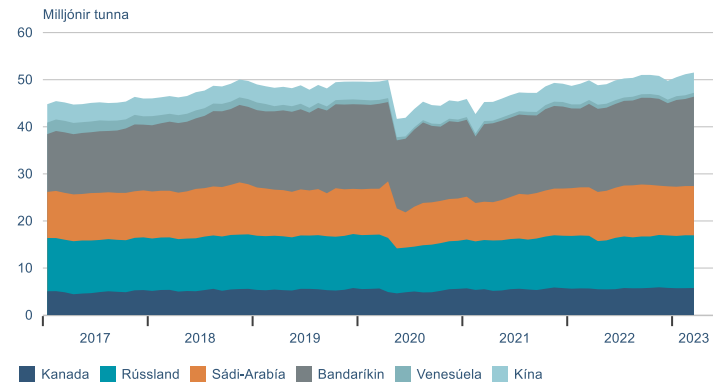


# Sjálfbærni

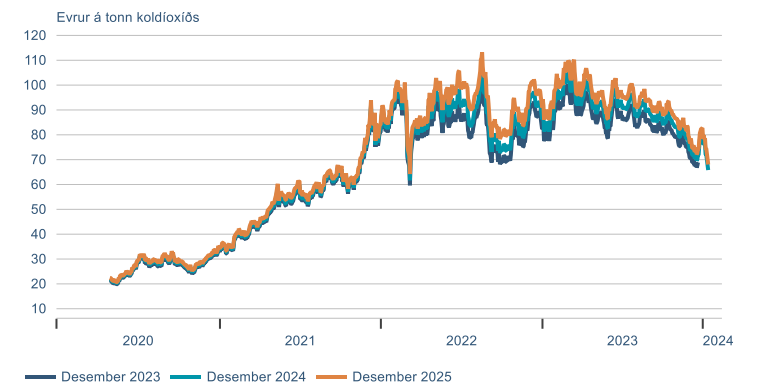
## Magn svifryks



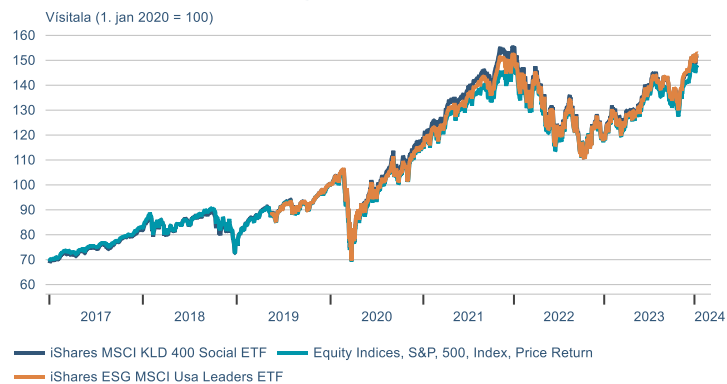
## Framleiðsla hráolíu



## EUA Losunarheimildir innan ETS viðskiptakerfisins



## UFS Hlutabréfavisitölur og S&P 500

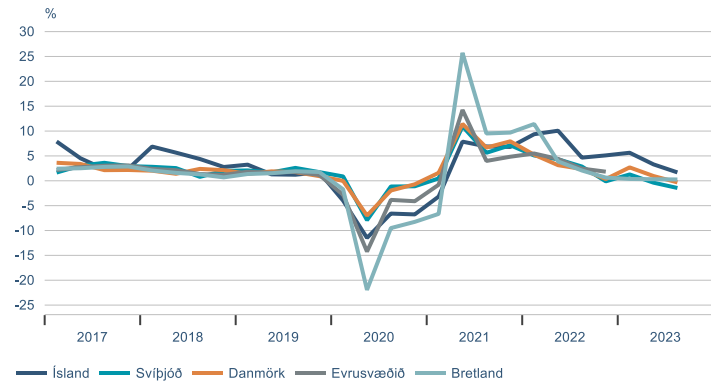


## Hlutabréfavisitölur orkufyrirtækja (hluti af Eurofirst 300)

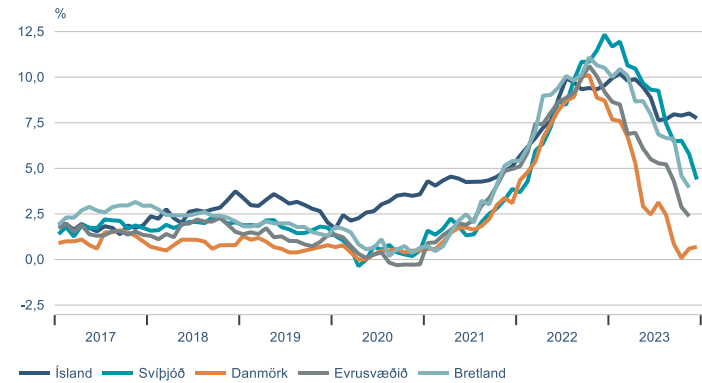


# Alþjóðlegur samanburður

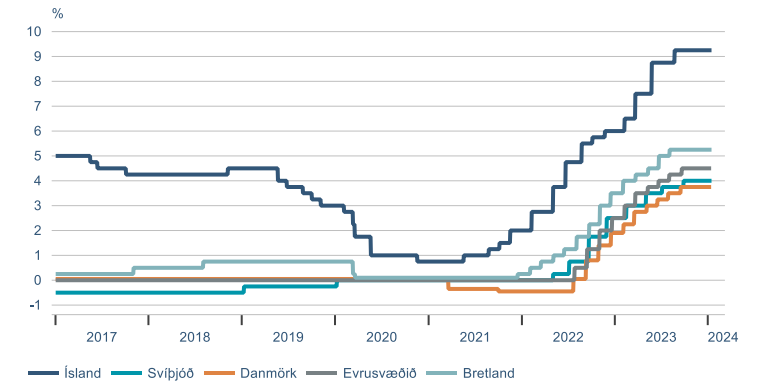
## Hagvöxtur



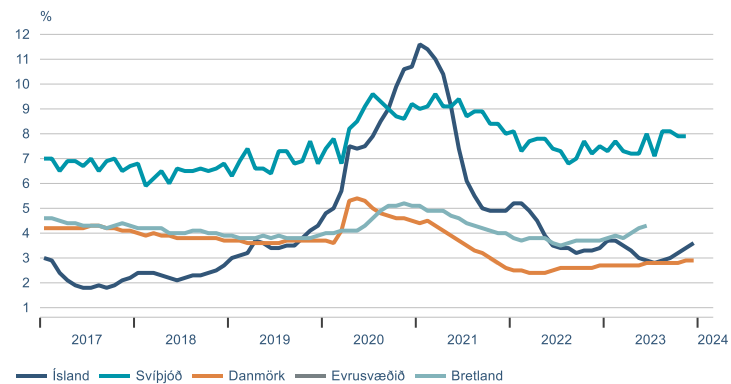
## Verðbólga



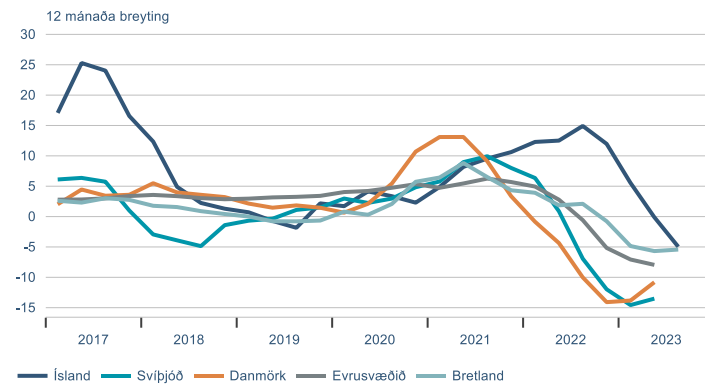
## Stýrivextir



## Atvinnuleysi



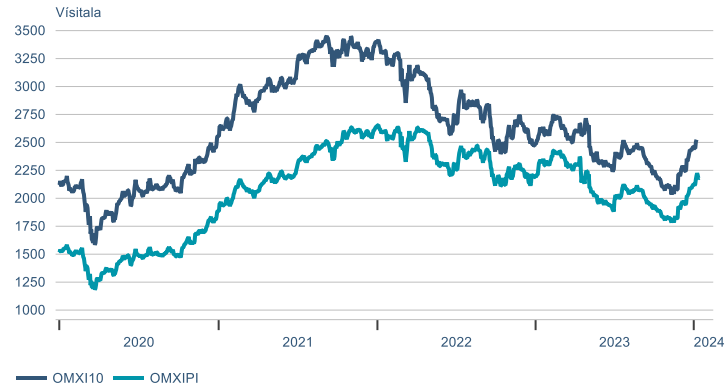
## Raunverð íbúða



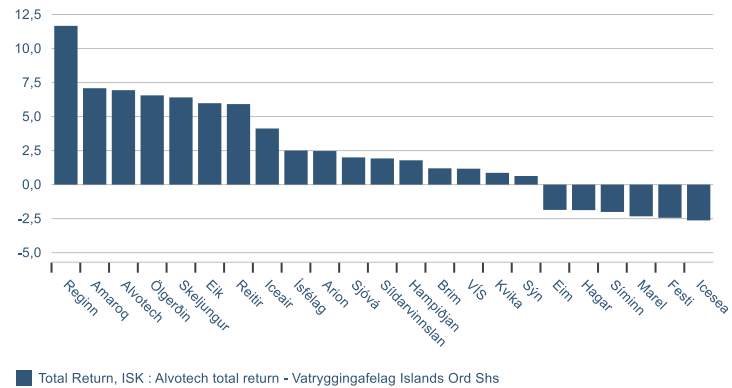
## ► Fjármálamarkaðir

# Hlutabréf

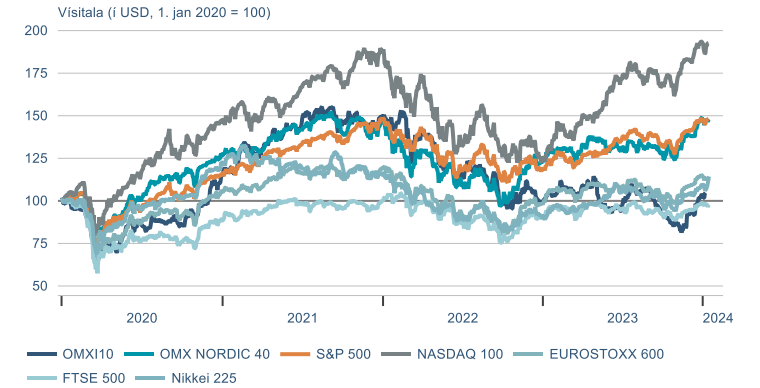
## OMX-vísitölur



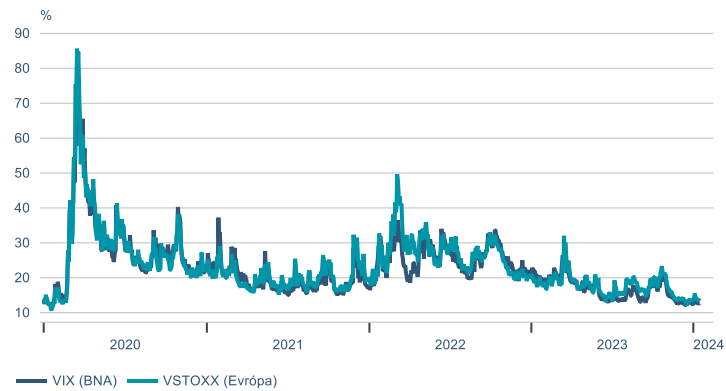
## Það sem af er ári



## Hlutabréfavisitölur

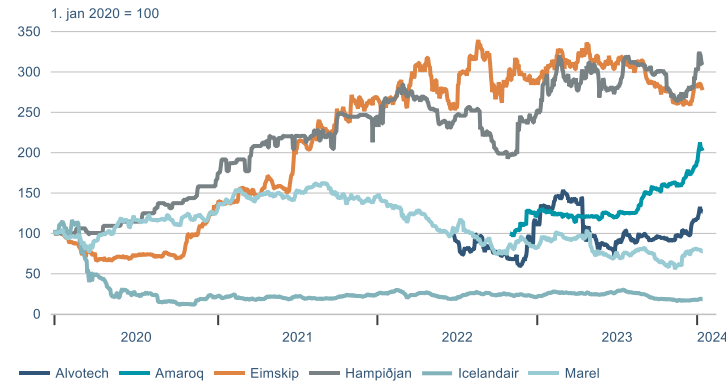


## Vix-vísitölur

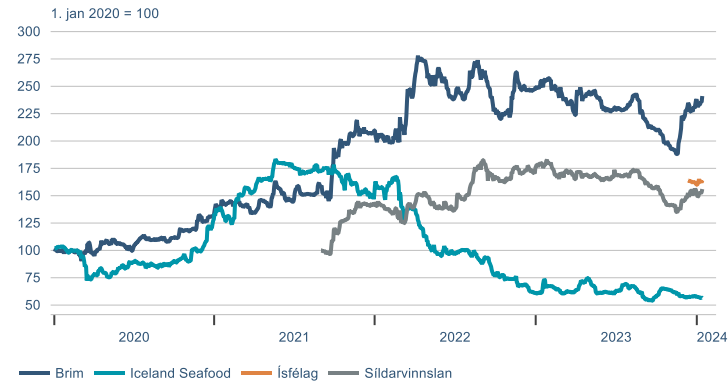


# Hlutabréf

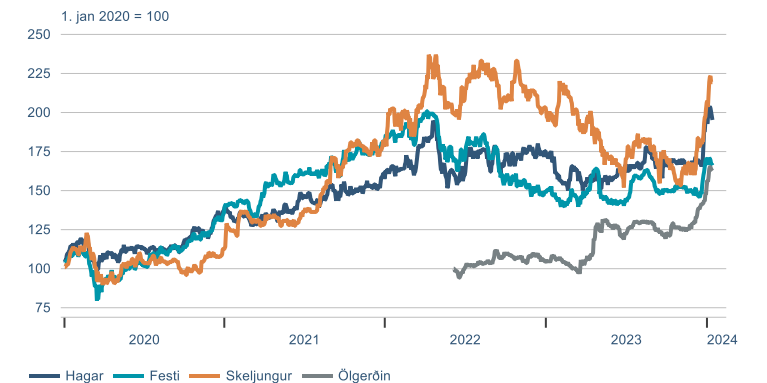
## Félög með tekjur í erlendri mynt



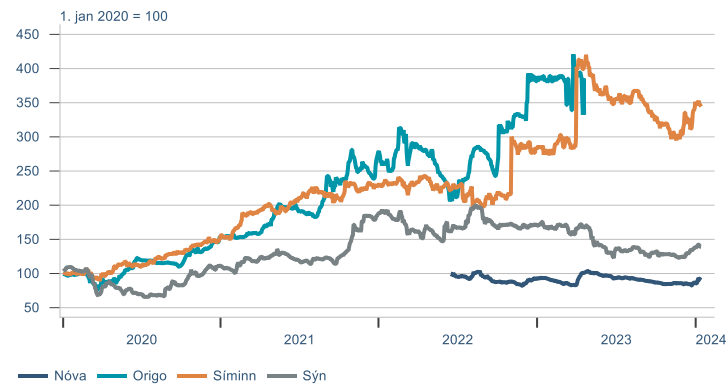
## Útvegsfyrirtæki



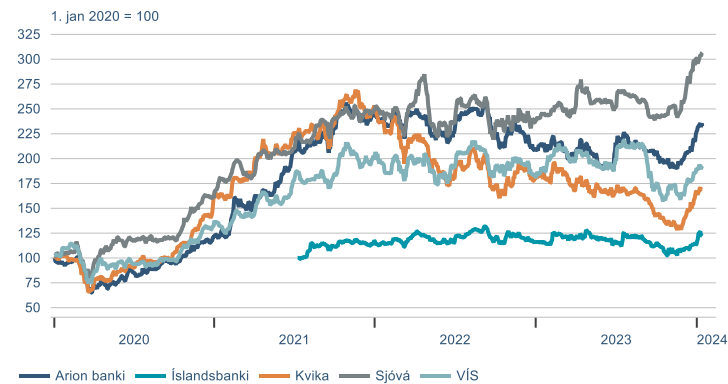
## Heild- og smásala



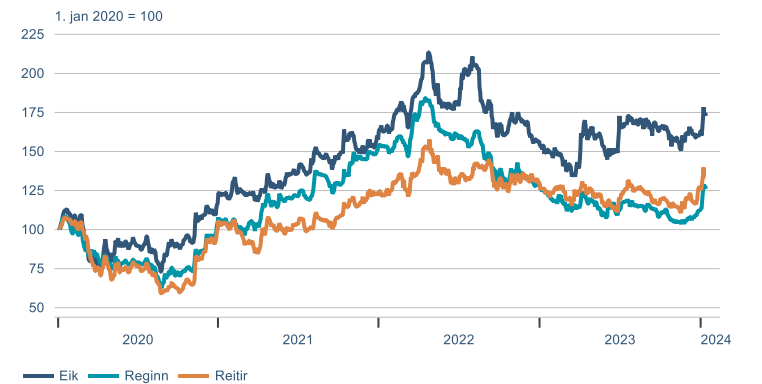
## Tæknifyrirtæki



## Fjármálafyrirtæki

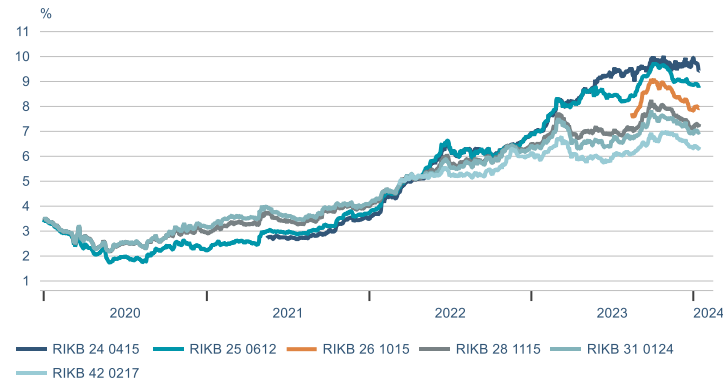


## Fasteignafélög

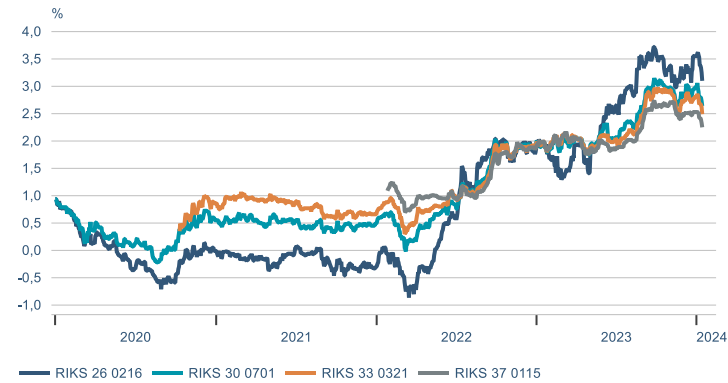


# Skuldabréf

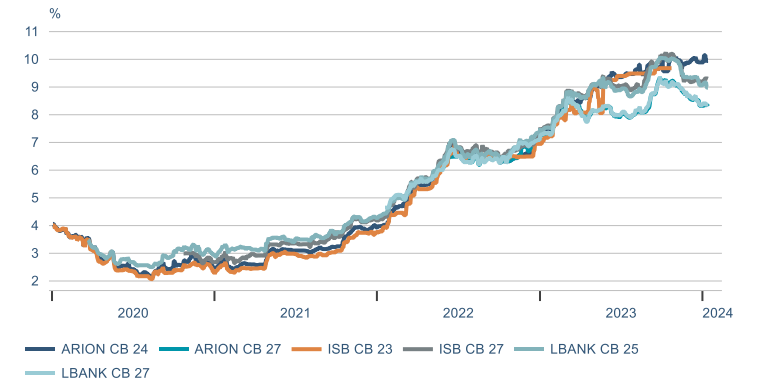
## Óverðtryggð ríkisbréf



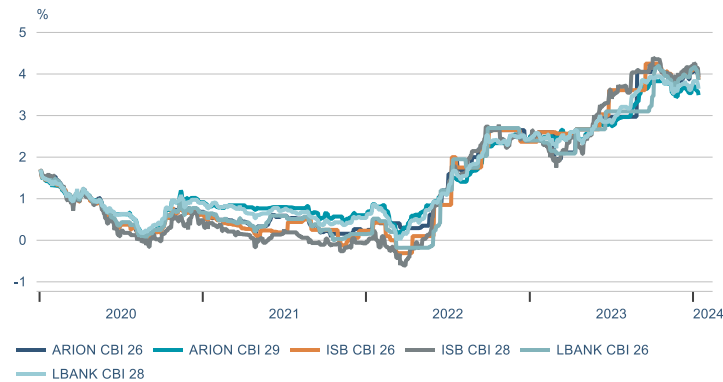
## Verðtryggð ríkisbréf



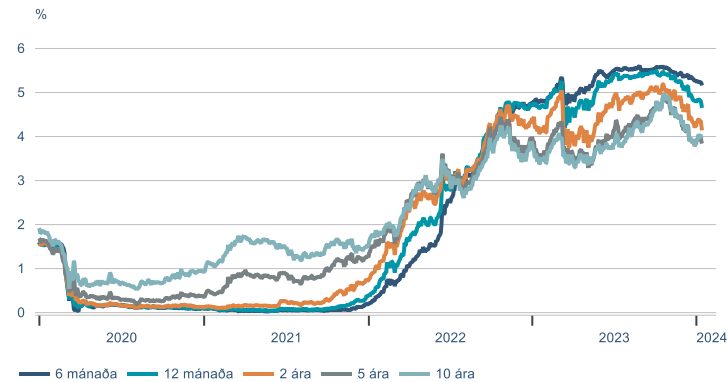
## Sértryggð skuldabréf - óverðtryggð



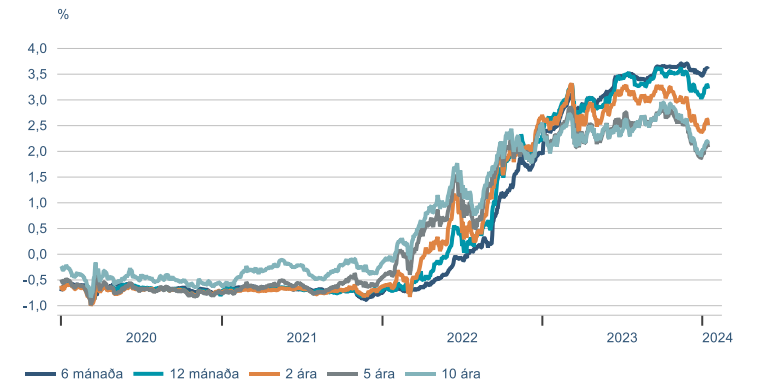
## Sértryggð skuldabréf - verðtryggð



## Bandarísk ríkisskuldabréf



## Þýsk ríkisskuldabréf



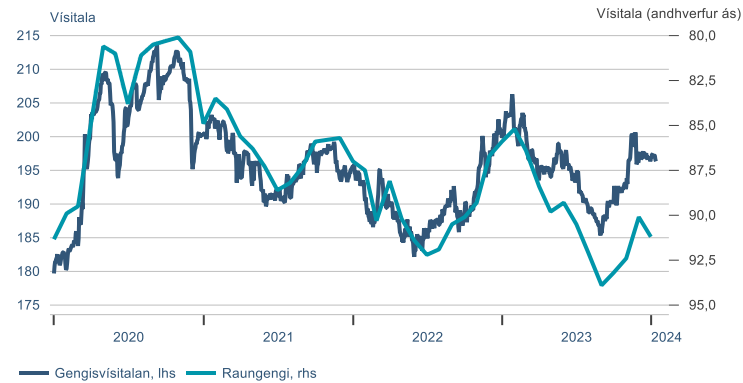


# Gjaldeyrir

## Gengi krónunnar



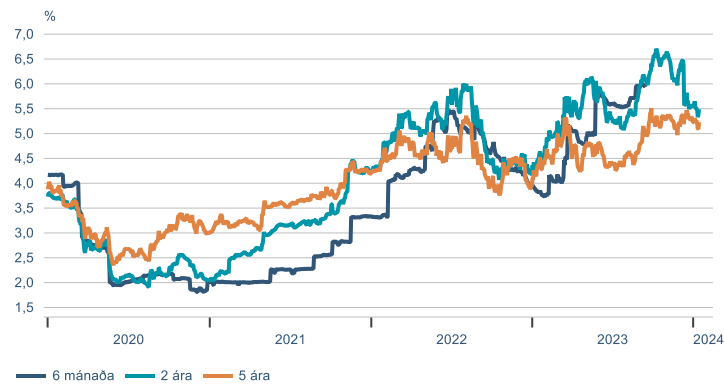
## Gengisvísitalan



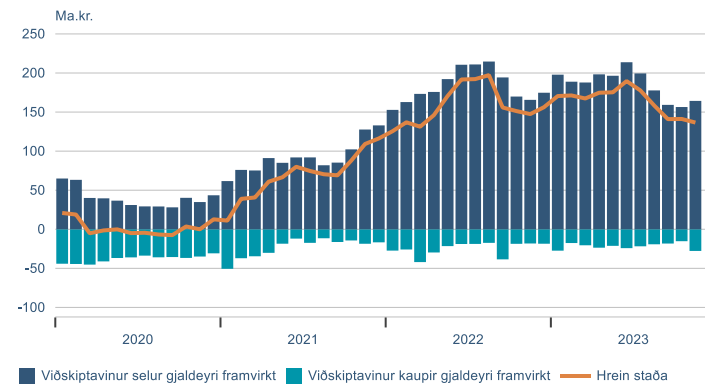
## Inngrip SÍ



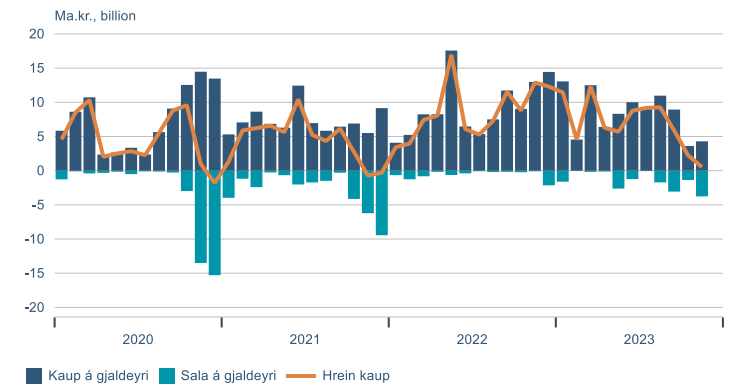
## Vaxtamunur við evru



## Staða framvirkra samninga með gjaldeyri

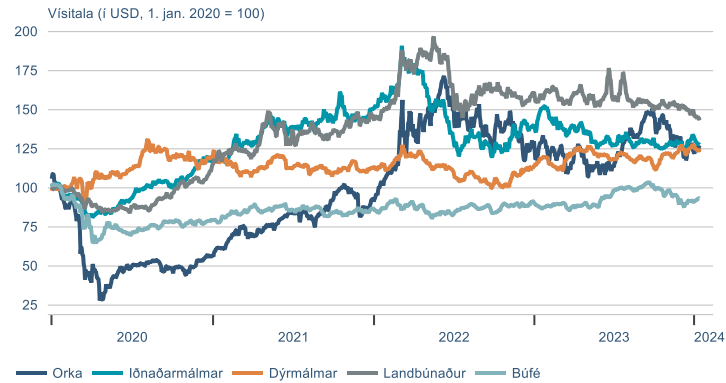


## Gjaldeyrivíðskipti lífeyrissjóða



# Hrávörur

## S&P GSCI hrávöruvísitölur



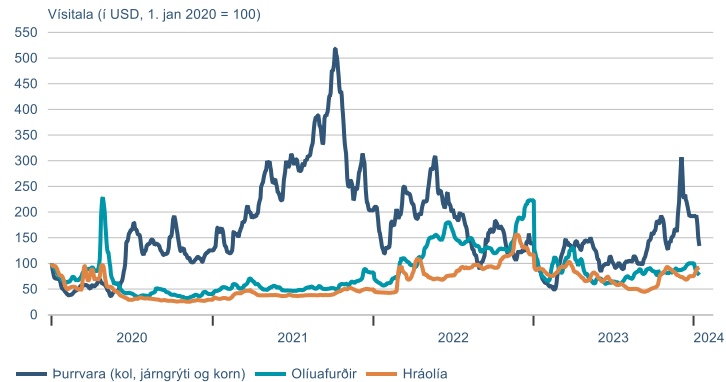
## Álverð



## Heimsmarkaðsverð á olíu



## Baltic exchange flutningsvísitölur



Hlutabréf		ávöxtun			
		Áramót	1M	3M	12M
OMXI10	2497,3	1,6%	11,4%	15,1%	-4,7%
OMXI10GI	3137,4	1,6%	11,4%	15,1%	-2,0%
Alvotek	1695,0	6,9%	30,4%	36,1%	-1,7%
Amaroq	128,5	7,1%	16,8%	26,0%	55,8%
Eimskip	475,0	-1,9%	6,7%	-0,4%	-9,7%
Hampiðjan	142,5	1,8%	11,3%	2,5%	7,1%
Icelandair	1,4	4,1%	9,4%	-2,8%	-21,5%
Marel	461,0	-2,3%	5,7%	20,4%	-17,0%
Brim	84,6	1,2%	3,9%	17,2%	-5,3%
Iceland Seafood	5,6	-2,6%	-1,8%	-13,3%	-7,5%
Ísfélag	164,0	2,5%	0,0%		
Síldarvinnslan	106,0	1,9%	3,9%	3,4%	-14,5%
Festi	200,0	-2,4%	14,0%	10,5%	8,8%
Hagar	78,5	-1,9%	16,3%	15,4%	7,5%
Skeljungur	16,6	6,4%	23,0%	33,3%	10,0%
Ölgerðin	16,3	6,6%	17,8%	27,7%	51,9%
Nova	4,2	4,2%	6,9%	5,3%	-3,2%
Síminn	9,8	-2,0%	7,7%	7,7%	-9,6%
Sýn	47,8	0,6%	8,1%	8,1%	-22,1%
Arion	155,8	2,5%	12,1%	18,0%	8,6%
Íslandsbanki	119,0	7,2%	12,3%	10,2%	4,9%
Kvika	17,5	0,9%	14,4%	21,1%	-7,9%
Sjóvá	40,8	2,0%	11,3%	25,9%	25,2%
VÍS	17,3	1,2%	8,8%	18,5%	0,8%
Eik	12,4	6,0%	7,8%	4,2%	15,3%
Reginn	26,8	11,7%	16,5%	11,7%	1,5%
Reitir	89,5	5,9%	14,0%	12,6%	7,2%

Leiðrétt fyrir arðgreiðslum

Gjaldeyri		ávöxtun			
		áramót	1M	3M	12M
GVT	196,6	-0,1%	-0,6%	2,3%	-3,2%
EUR	150,1	-0,3%	-0,7%	2,5%	-2,7%
USD	137,2	0,7%	-1,9%	-0,6%	-4,2%
GBP	174,6	0,8%	-0,7%	2,8%	0,4%
DKK	20,1	-0,3%	-0,7%	2,5%	-3,0%
SEK	13,3	-1,7%	-0,5%	5,0%	-2,6%
NOK	13,3	-0,6%	3,8%	4,6%	-7,5%
CHF	160,5	-1,2%	0,3%	4,8%	4,6%
JPY	0,94	-2,0%	-2,1%	1,9%	-14,1%

Hlutabréfavitölur		ávöxtun			
		áramót	1M	3M	12M
OMXI15	2497,3	1,6%	11,4%	15,1%	-4,7%
OMXN40	2551,2	0,6%	5,5%	6,3%	13,7%
S&P 500	4783,8	0,3%	3,0%	10,0%	20,1%
FTSE 100	7624,9	-1,4%	1,1%	-0,3%	-2,2%

Ríkisskuldabréf		krafa	verð	meðalt.	ávöxtun			
					áramót	1M	3M	12M
RIKB 24 0415	9,75%	98,3	0,2	0,4%	0,9%	2,4%	6,4%	
RIKB 25 0612	8,84%	98,9	1,3	0,3%	0,9%	3,4%	4,8%	
RIKB 26 1015	7,93%	97,1	2,6	0,1%	1,5%	4,4%		
RIKB 28 1115	7,31%	90,9	4,4	-0,6%	1,3%	4,3%	3,4%	
RIKB 31 0124	6,98%	97,4	5,5	-0,2%	2,0%	4,2%	3,3%	
RIKB 35 0917	6,70%	102,3	8,2	-0,2%	2,7%	4,1%		
RIKB 42 0217	6,38%	80,2	11,5	-0,4%	3,5%	4,2%	2,7%	
RIKS 26 0216	3,11%	96,8	2,0	1,2%	1,0%	3,2%	7,5%	
RIKS 30 0701	2,65%	103,5	5,8	2,1%	2,6%	4,7%	5,7%	
RIKS 33 0321	2,49%	104,1	8,0	2,6%	3,3%	5,4%	5,5%	
RIKS 37 0115	2,26%	86,0	12,2	3,5%	3,7%	6,6%	6,7%	

---

Þessi umfjöllun og/eða samantekt er markaðsefni sem er ætlað til upplýsinga en felur hvorki í sér fjárfestingarráðgjöf né óháða fjárfestingargreiningu. Lagakröfur sem gilda um fjárfestingarráðgjöf og fjárfestingargreiningar eiga því ekki við, þar með talið bann við viðskiptum fyrir dreifingu. Umfjöllunin er unnin út frá opinberum upplýsingum frá aðilum sem Landsbankinn telur áreiðanlega, en bankinn getur ekki ábyrgst réttmæti upplýsinganna. Landsbankinn tekur enga ábyrgð á tjóni sem gæti hlotist af notkun upplýsinganna sem hér eru settar fram.

Upplýsingar um fyrri árangur fjármálagerninga eða -vísitalna sýna nafnávöxtun, nema annað sé tekið fram. Ef árangur byggir á erlendum gjaldmiðli getur ávöxtun aukist eða minnkað vegna gengissveiflna. Árangur í fortíð gefur ekki áreiðanlega vísbendingu um framtíðarárangur. Nánari upplýsingar um fyrri árangur fjármálagerninga og -vísitalna má finna á [vef Landsbankans](#), þ.m.t. um ávöxtun síðastliðinna 5 ára.

Verðbréfavíðskipti fela í sér áhættu og eru lesendur hvattir til að kynna sér [áhættulýsingu vegna viðskipta með fjármálagerninga](#) og [stefnu Landsbankans um hagsmunaárekstra](#) á vef Landsbankans.

Landsbankinn er viðskiptabanki sem starfar samkvæmt lögum nr. 161/2002, um fjármálafyrirtæki, og starfar undir leyfi og eftirliti fjármálaeftirlits Seðlabanka Íslands ([www.fme.is](http://www.fme.is)).