



Vikubyrjun 7. nóvember 2022

Hagfræðideild



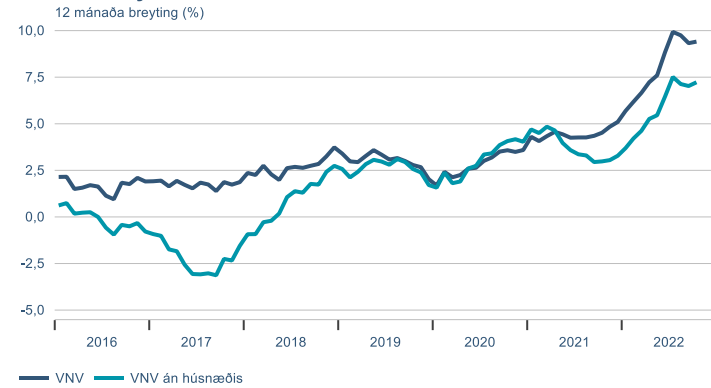
Dagatal

Vikud.	Dag.	kl.	Viðburður	Tímabil	Birtingaraðili
mán	7. nóv.		Flutningstölur	okt	Icelandair
			Flutningstölur	okt	Play
		09:00	Vöruviðskipti (bráðabirgðatölur)	okt	Hagstofan
		09:00	Efnahagur Seðlabankans	okt	Seðlabankinn
þri	8. nóv.	09:00	Raungengi	okt	Seðlabankinn
		09:00	Gjaldeyrismarkaður	okt	Seðlabankinn
		09:00	Vísitala heildarlauna	3. ársfj.	Hagstofan
		09:00	Erlend staða Seðlabankans	okt	Seðlabankinn
		09:00	Krónumarkaður	okt	Seðlabankinn
mið	9. nóv.	16:00	Markaðsupplýsingar		Lánamál ríkisins
		09:00	Verð- og magnvísitölur út- og innflutnings Skuldabréfaútboð	3. ársfj.	Hagstofan Árborg
fim	10. nóv.		Ferðamenn um Leifsstöð	okt	Ferðamálastofa
			Skráð atvinnuleysi	okt	Vinnumálastofnun
			Árshlutauppgjör	3. ársfj.	Kvika banki
		09:00	Efnahagslegar skammtímatölur		Hagstofan
		09:00	Laus störf	3. ársfj.	Hagstofan
fös	11. nóv.	09:00	Þjóðhagsspá		Hagstofan
			Fjöldi þinglýstra leigusamninga	okt	Þjóðskrá

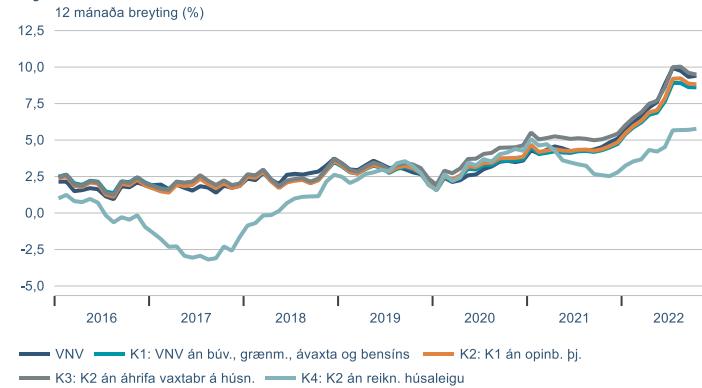
▶ Efnahagsmál

Verðlag

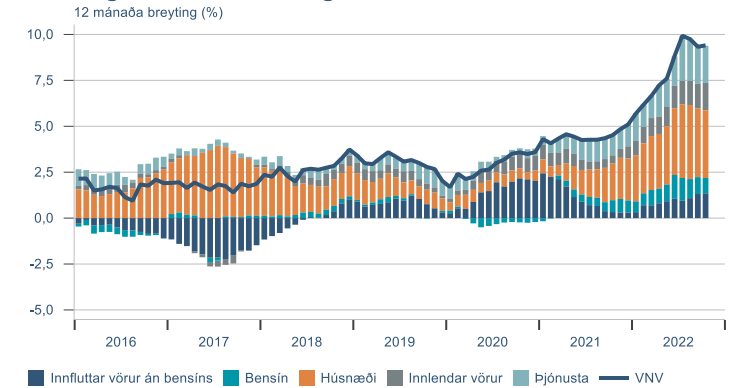
Visitala neysluverðs



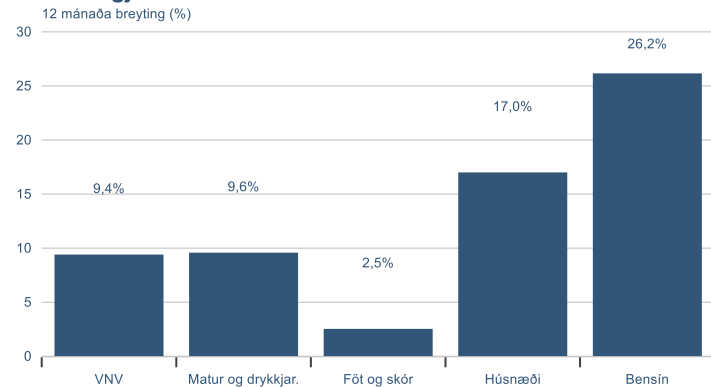
Kjarnavísitölur



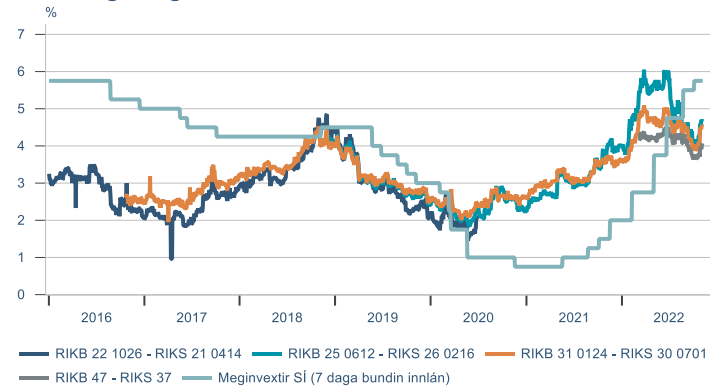
Framlag undirliða verðbólgu



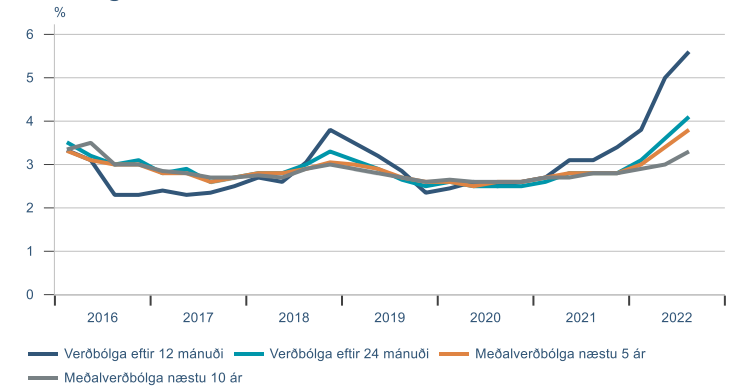
Valdir útgjaldaliðir



Verðbólguálag á skuldabréfamarkaði

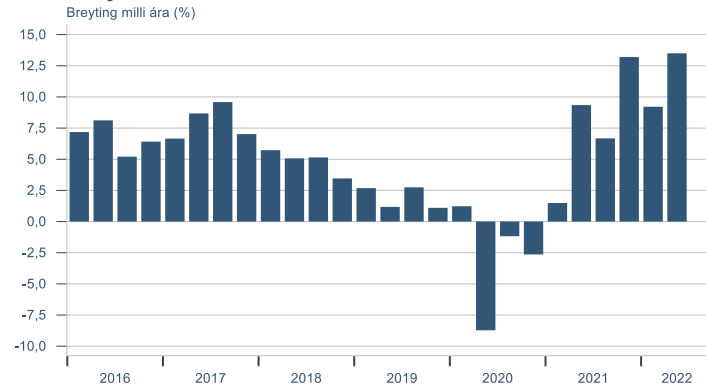


Væntingakönnun markaðsaðila

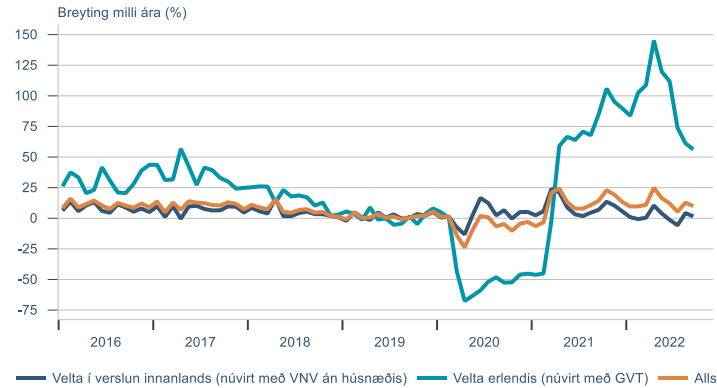


Heimilin

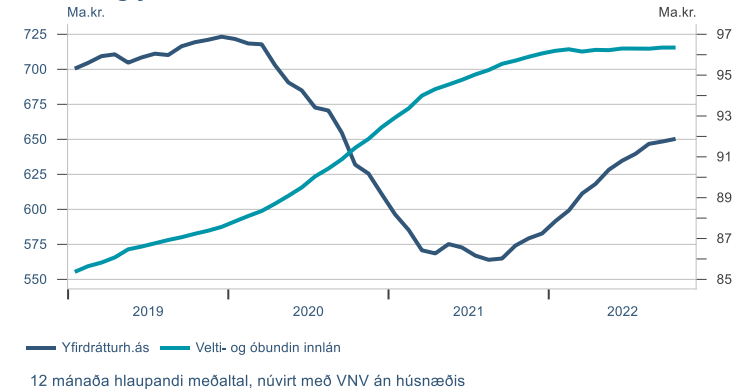
Einkaneysla



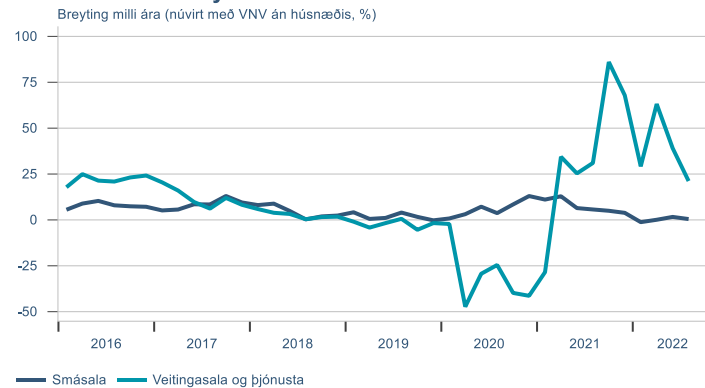
Greiðslukortavelta



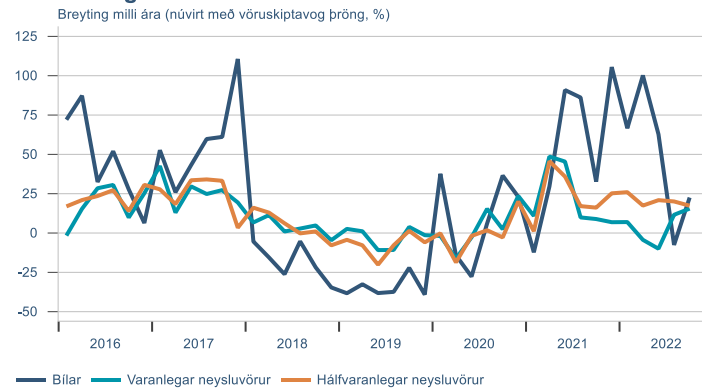
Innlán og yfirdráttur heimilana



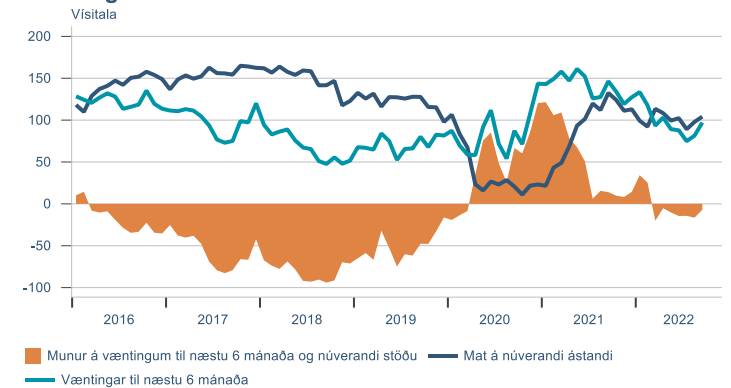
Velta skv. VSK-skýrslum



Innflutningur

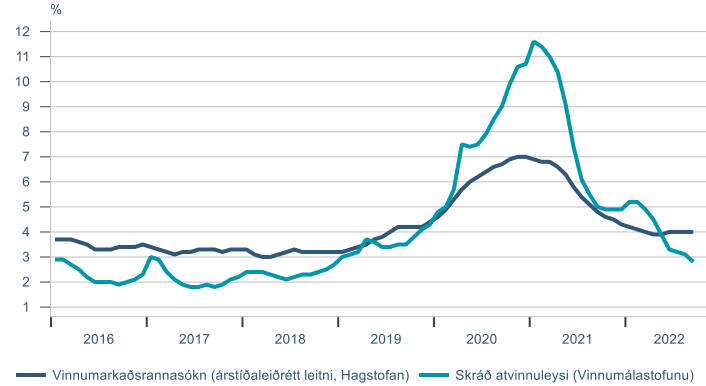


Væntingarvísitala

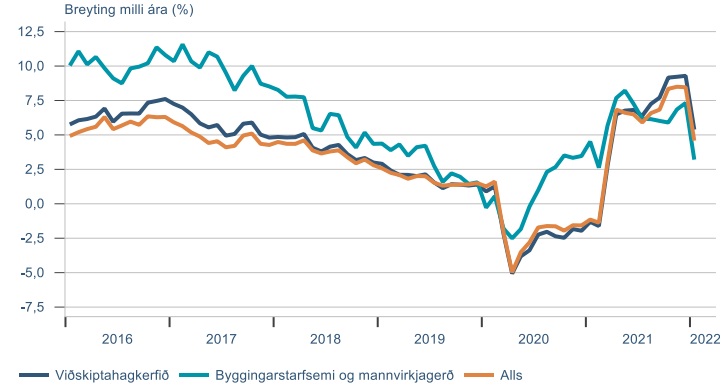


Vinnumarkaðurinn

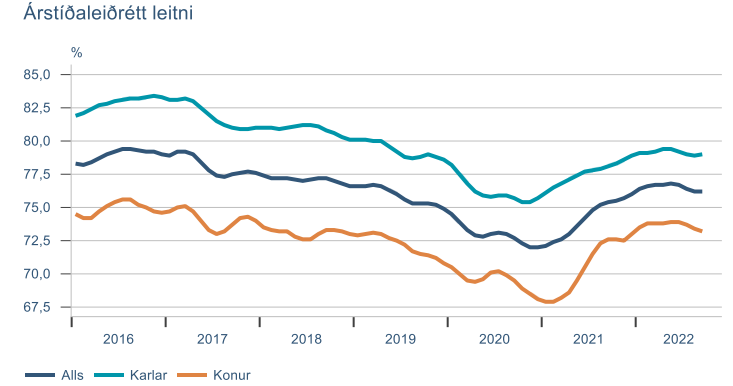
Atvinnuleysi



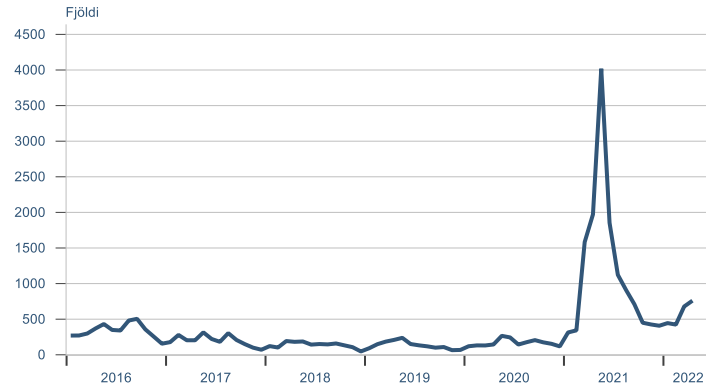
Fjöldi launagreiðenda



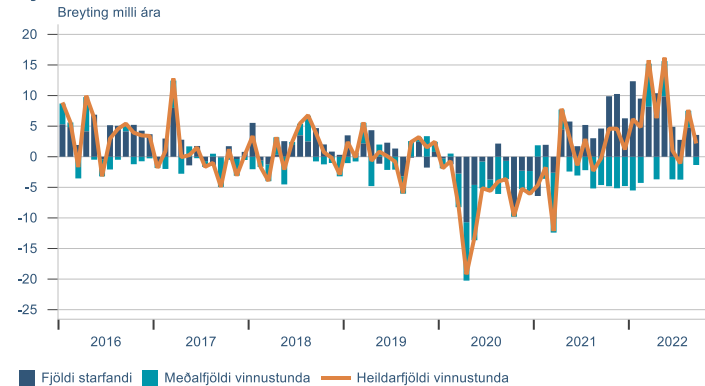
Atvinnuþáttaka



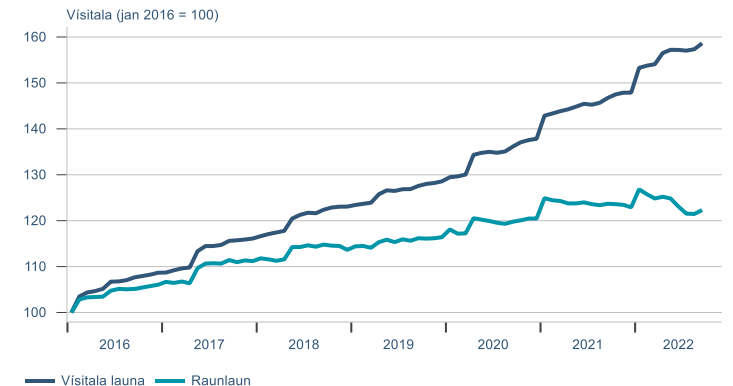
Laus störf



Fjöldi vinnustunda

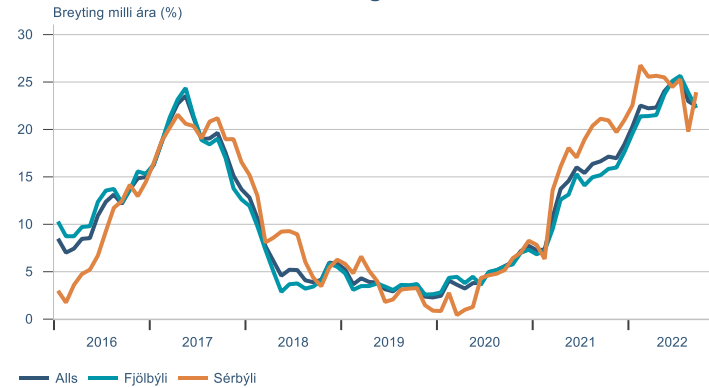


Laun

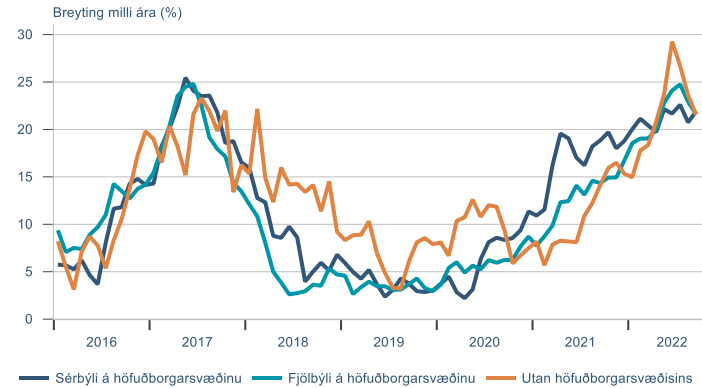


Fasteignamarkaðurinn

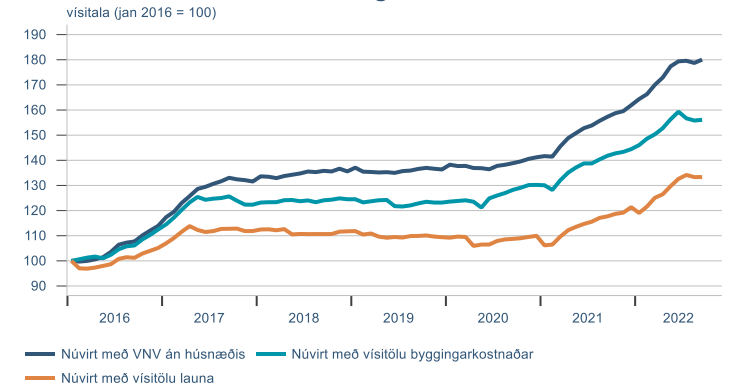
Vísitala íbúðaverðs á höfuðborgarsvæðinu



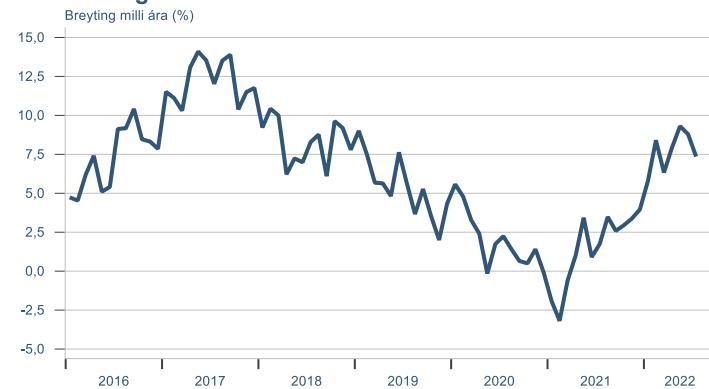
Vísitala markaðsverðs húsnæðis



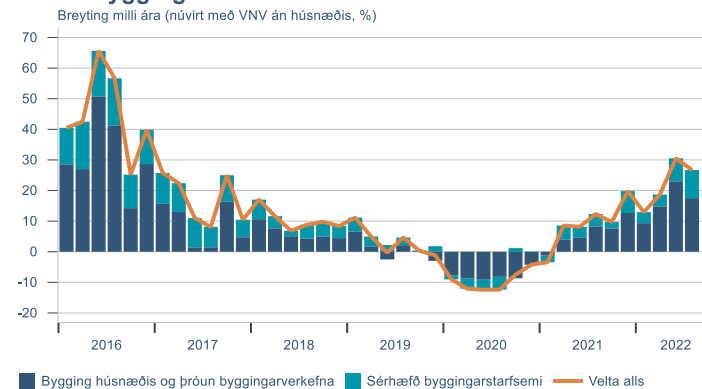
Vísitala íbúðaverðs á höfuðborgarsvæðinu



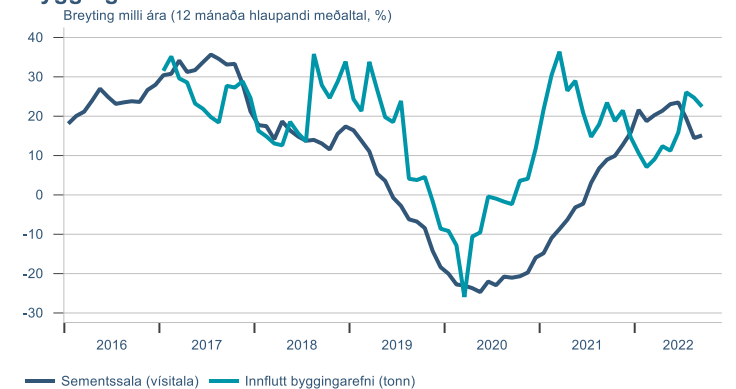
Vísitala leiguverðs



Velta í byggingariðnaði

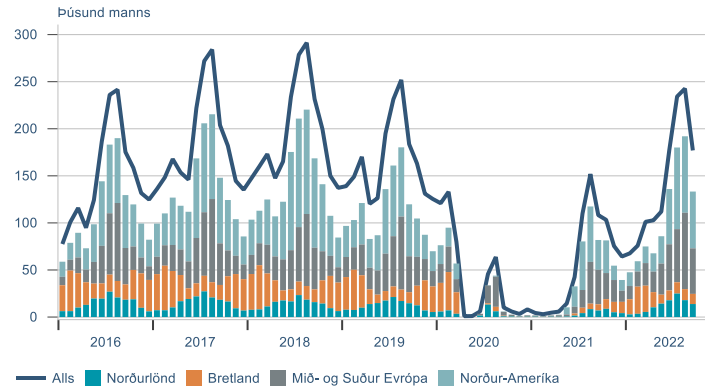


Byggingarvörur



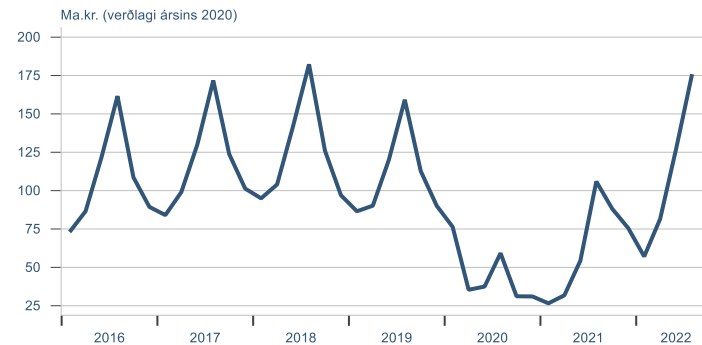
Ferðaþjónustan

Erlendir ferðamenn um Leifstöð

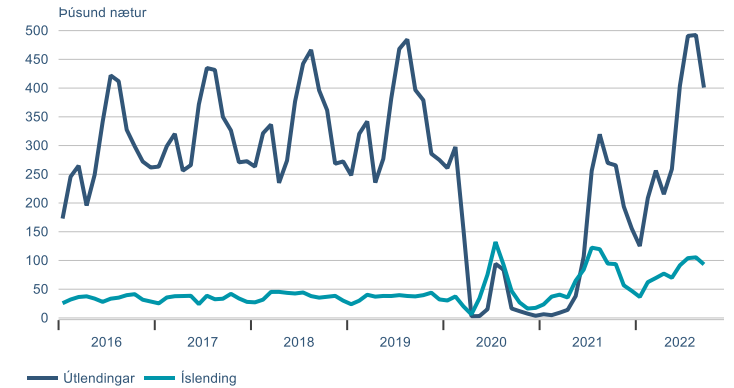


Velta í ferðaþjónustu

Velta á VSK-tímabili (2 mánuðir)



Gistinætur á hótélum



Velta erlendra greiðslukorta

ma.kr. (föstu gengi)

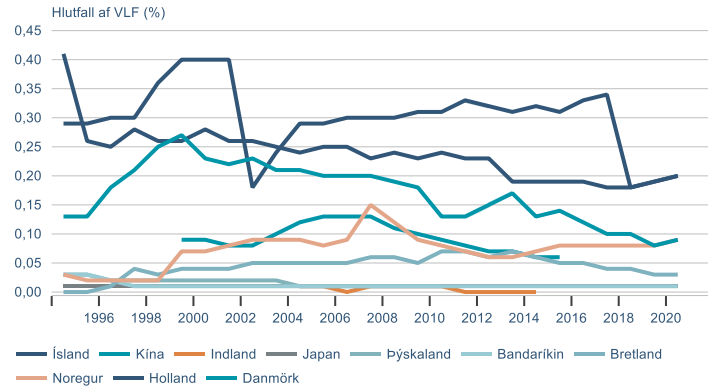


Fjöldi launagreiðenda í ferðaþjónustu

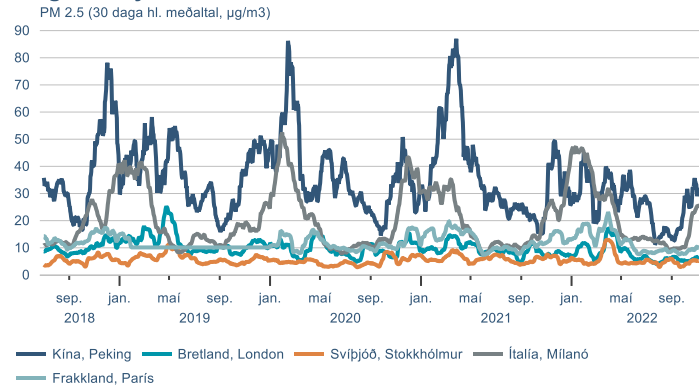


Sjálfbærni

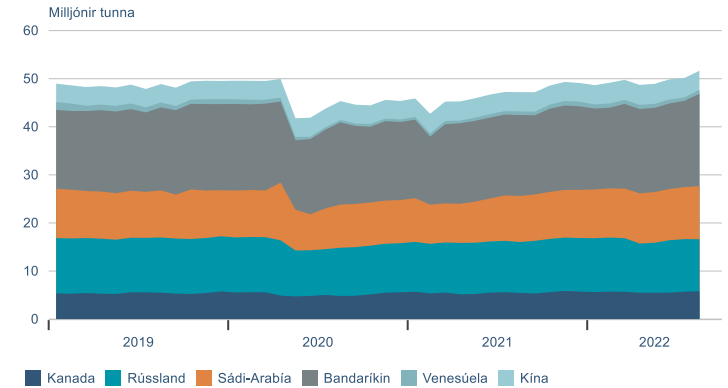
Umhverfisskattur



Magn svifryks



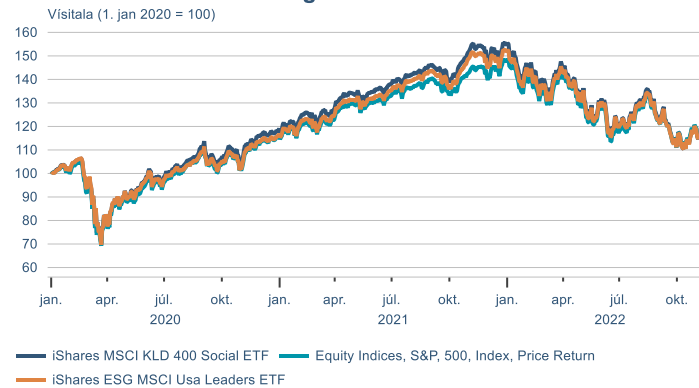
Framleiðsla hráolíu



EUA Losunarheimildir innan ETS viðskiptakerfisins



UFS Hlutabréfavisitölur og S&P 500

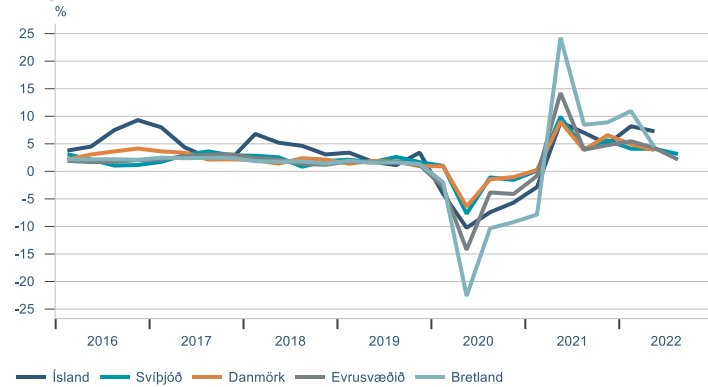


Hlutabréfavisitölur orkufyrirtækja (hluti af Eurofirst 300)

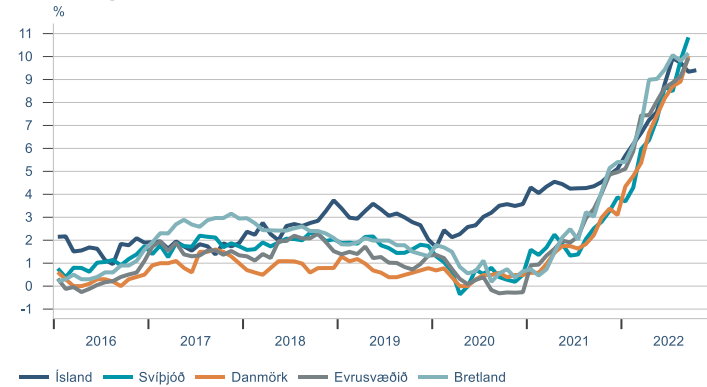


Alþjóðlegur samanburður

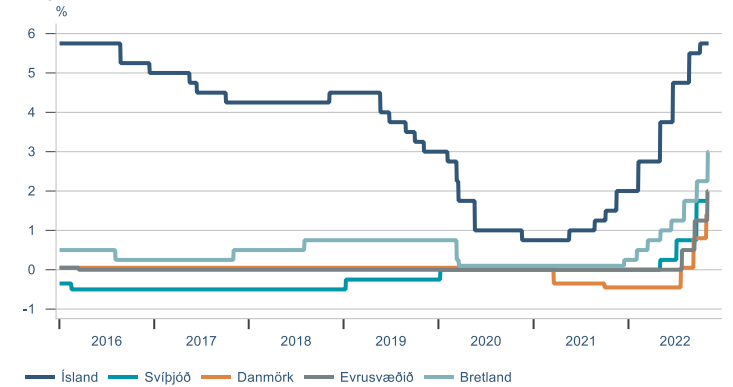
Hagvöxtur



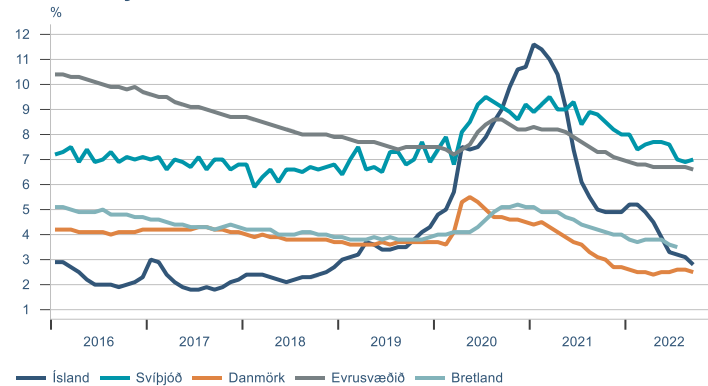
Verðbólga



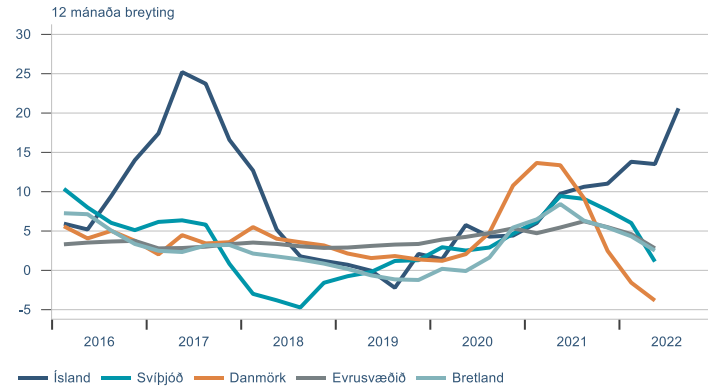
Stýrivextir



Atvinnuleysi



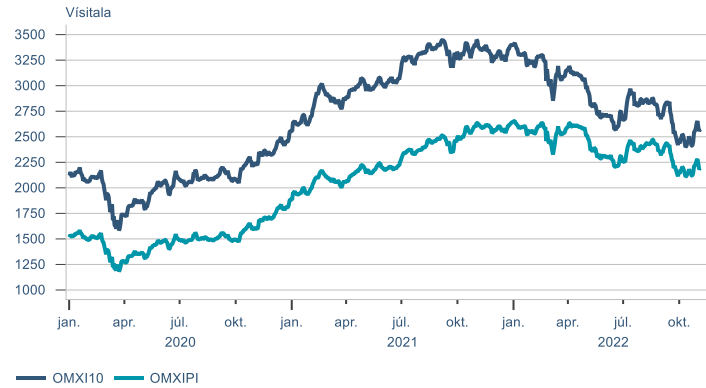
Rauverð íbúða



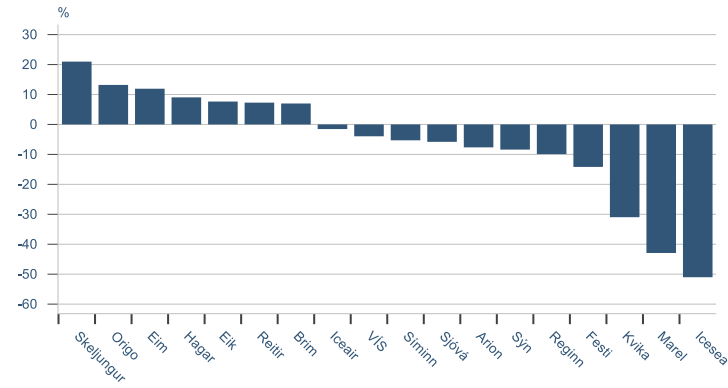
► Fjármálamarkaðir

Hlutabréf

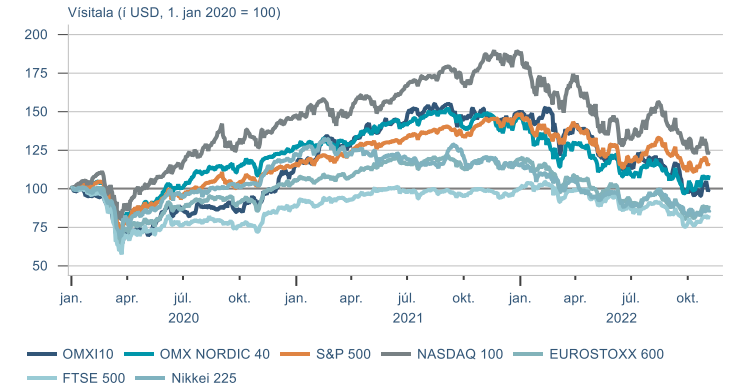
OMX-vísitölur



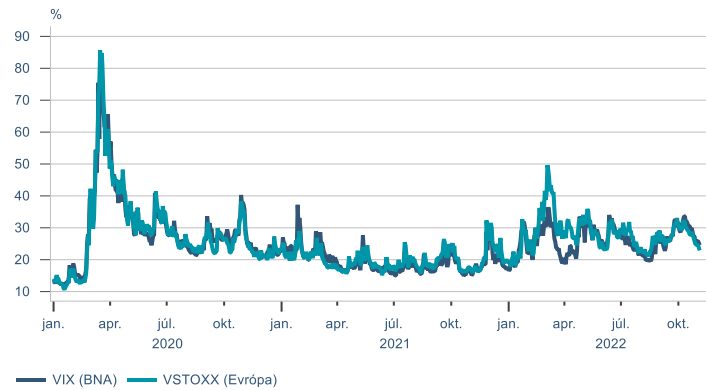
Það sem af er ári



Hlutabréfavisitölur

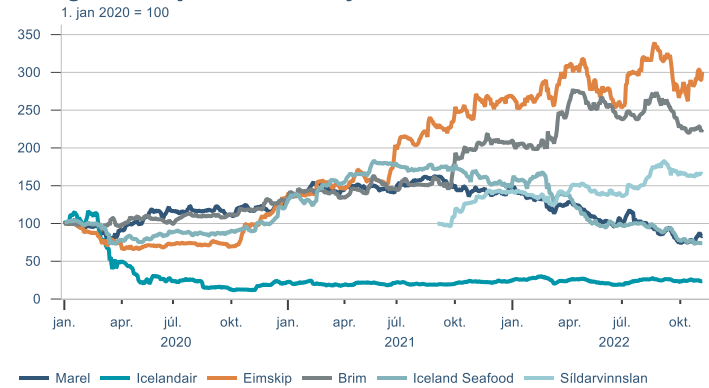


Vix-vísitölur



Hlutabréf

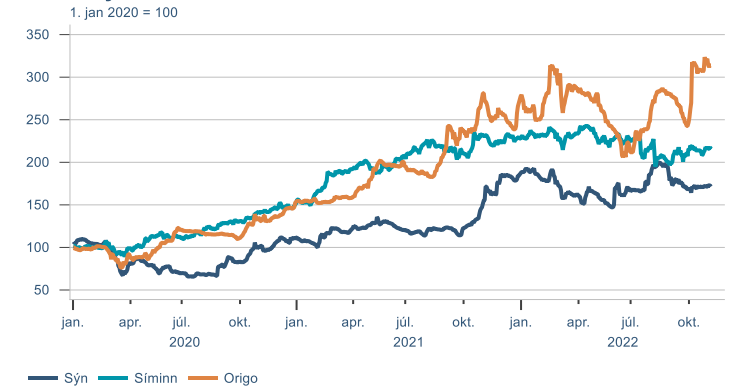
Félög með tekjur í erlendri mynt



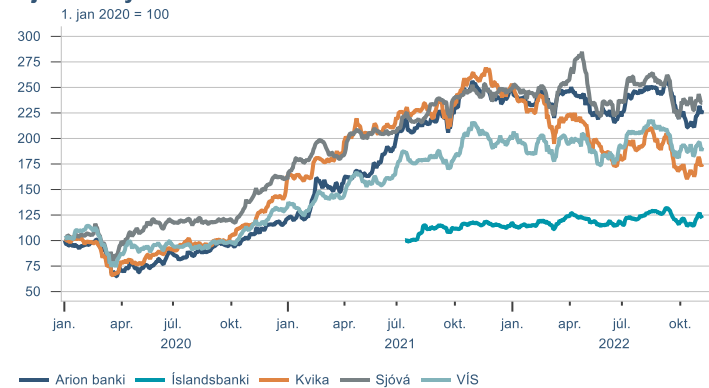
Smásala



Tæknifyrirtæki



Fjármálfyrirtæki

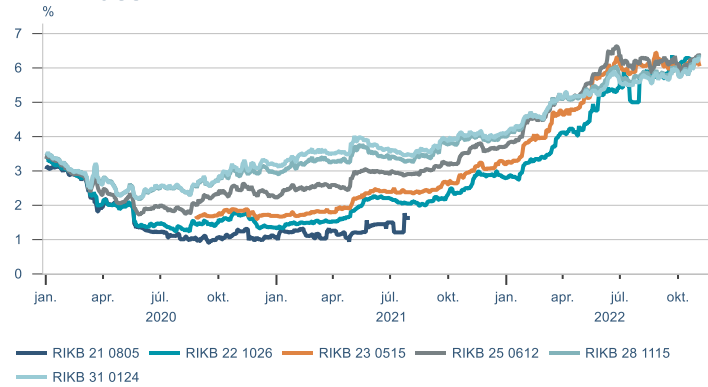


Fasteignafélög

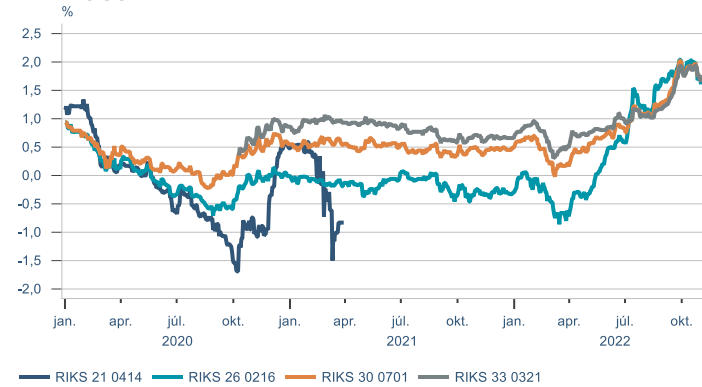


Skuldabréf

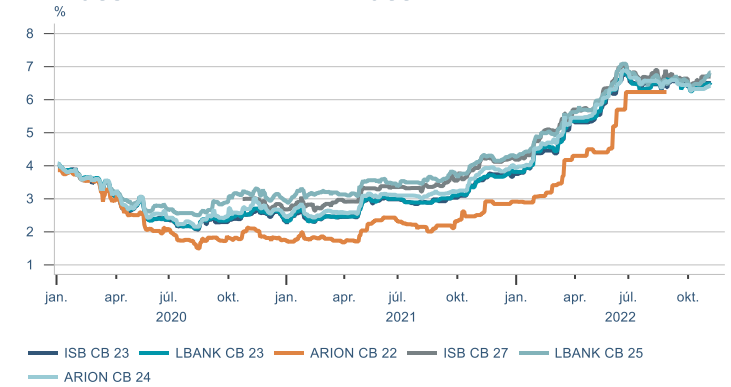
Óverðtryggð ríkisbréf



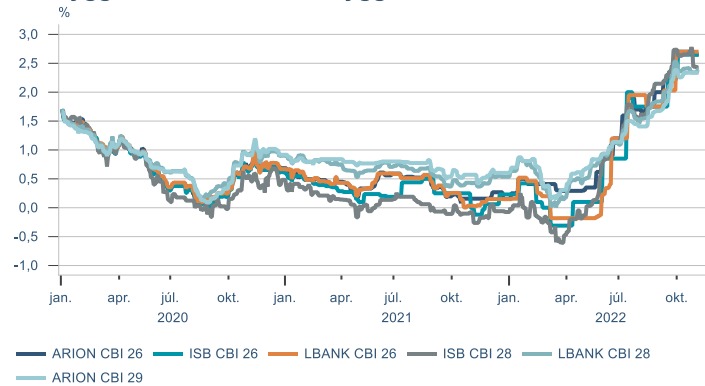
Verðtryggð ríkisbréf



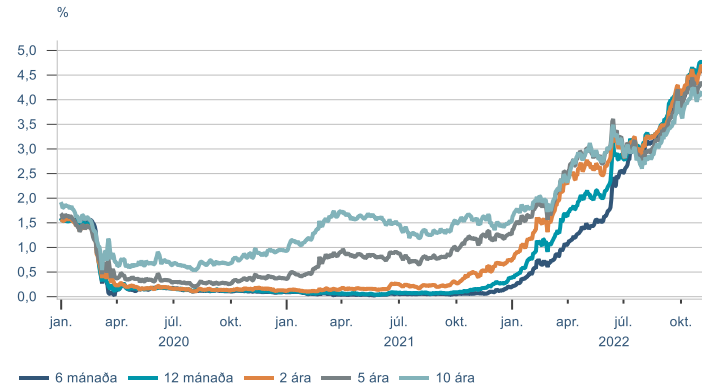
Sértryggð skuldabréf - óverðtryggð



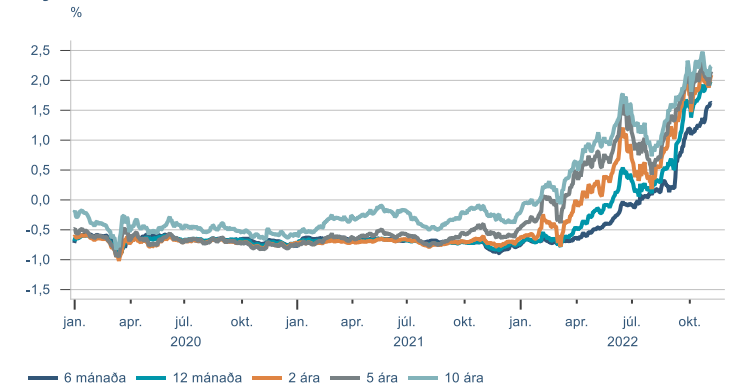
Sértryggð skuldabréf - verðtryggð



Bandarísk ríkisskuldabréf



Þýsk ríkisskuldabréf

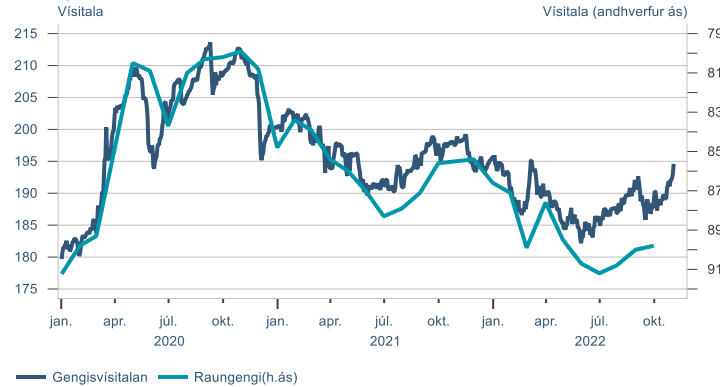


Gjaldeyrir

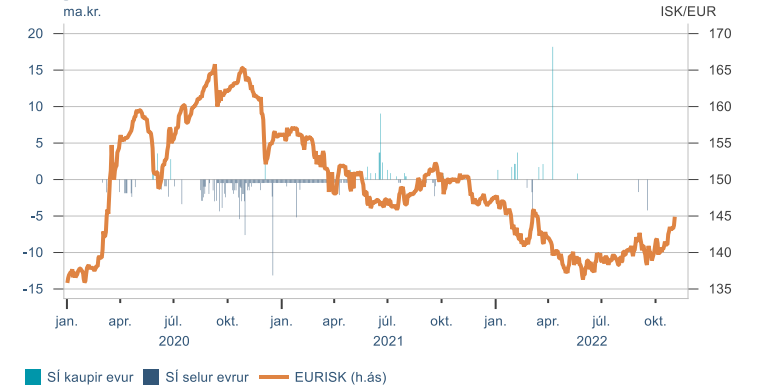
Gengi krónunnar



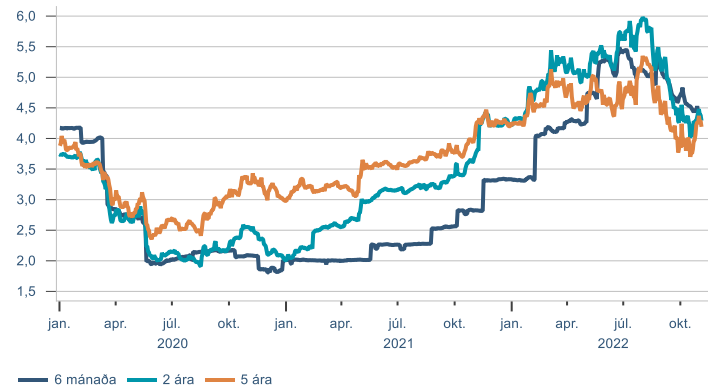
Gengisvísitalan



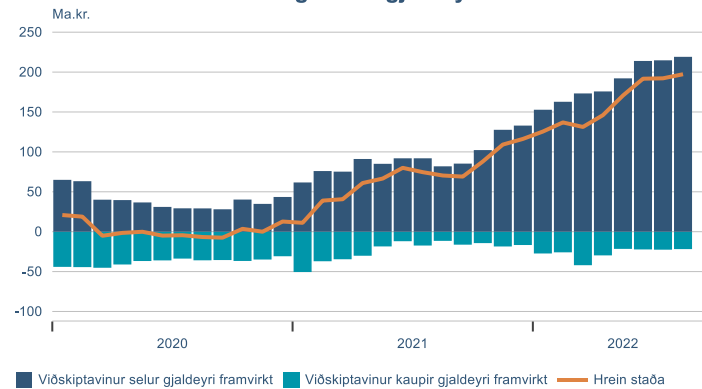
Inngrip SÍ



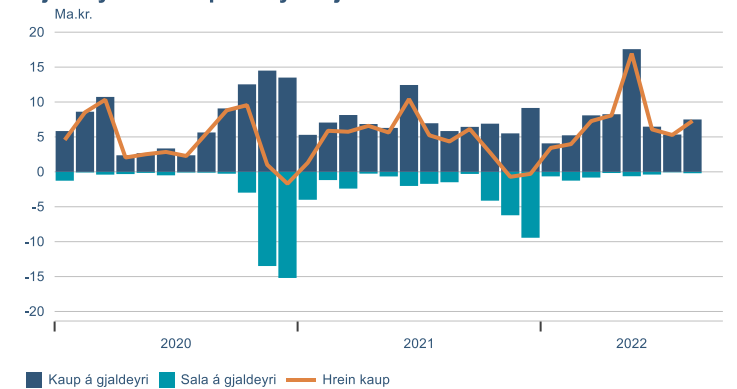
Vaxtamunur við evru



Staða framvirkra samninga með gjaldeyri

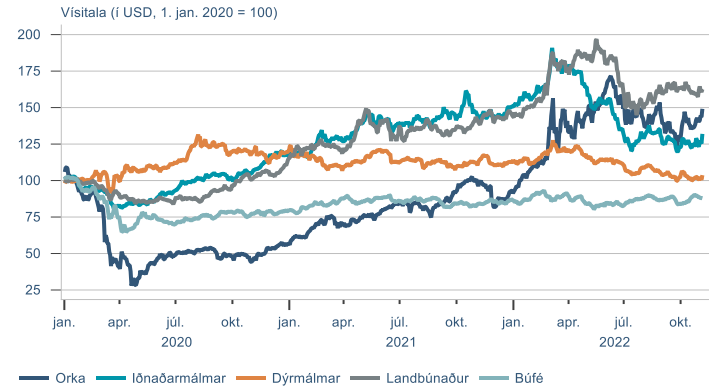


Gjaldeyrivíðskipti lífeyrissjóða



Hrávörur

S&P GSCI hrávörusítölur



Álverð

3 mánaða framvirk verð, LME



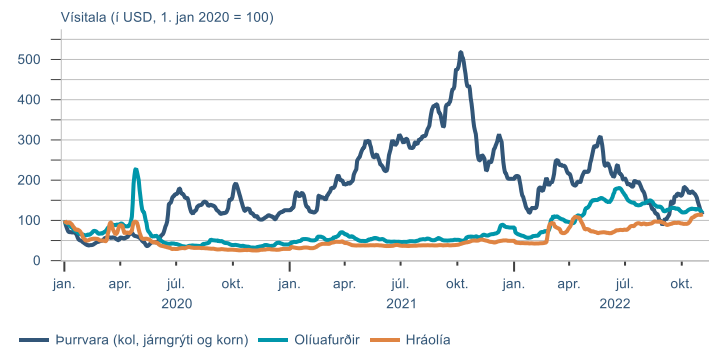
Heimsmarkaðsverð á olíu

Brent



Flutningskostnaður

Baltic exchange visitölur



Hlutabréf

		Áramót	1M	3M	12M
OMXI10	2573,7	-24,2%	3,7%	-9,7%	-23,9%
Brim	81,5	7,0%	-1,2%	-9,1%	9,8%
Eimskip	545,0	10,7%	9,0%	-6,0%	10,7%
Icelandair	1,8	-1,5%	-0,3%	-9,3%	3,6%
Iceland Seafood	7,3	-51,0%	-4,6%	-26,0%	-55,5%
Marel	494,0	-42,9%	11,5%	-17,4%	-42,0%
Síldarvinnslan	114,0	15,1%	-0,9%	9,6%	20,6%
Festi	190,0	-14,2%	-3,1%	-14,4%	-14,2%
Hagar	71,5	5,9%	-1,4%	-1,4%	11,7%
Skeljungur	16,9	21,0%	5,6%	-1,7%	21,0%
Nova	4,1		-1,0%	-5,1%	
Origo	81,5	13,2%	19,9%	18,1%	15,6%
Síminn	11,3	-5,3%	-1,7%	-2,6%	-6,8%
Sýn	60,0	-8,4%	1,7%	-10,4%	0,0%
Arion	162,0	-7,7%	1,4%	-7,7%	-9,1%
Íslandsbanki	125,0	3,8%	0,8%	-2,0%	3,8%
Kvika	18,5	-31,0%	0,5%	-9,8%	-32,5%
Sjóvá	32,8	-13,7%	-0,6%	-6,8%	-16,1%
VÍS	17,7	-4,0%	-1,1%	-7,8%	-9,3%
Eik	12,8	7,7%	0,8%	-18,5%	5,9%
Reginn	29,2	-9,9%	-0,7%	-11,5%	-6,5%
Reitir	89,5	5,3%	-1,6%	-2,7%	5,9%
Álvotech	908,0		-10,1%	-11,8%	
Ólgerðin	10,8		-2,3%	2,9%	

Heimild: Kodiak

Gjaldeyri

		áramót	1M	3M	12M
GVT	195,5	-0,1%	2,8%	4,3%	-1,3%
EUR	145,5	-1,4%	2,5%	4,9%	-3,1%
USD	147,4	13,0%	2,7%	8,2%	13,5%
GBP	166,3	-5,3%	2,3%	1,0%	-5,5%
DKK	19,6	-1,5%	2,5%	4,9%	-3,2%
SEK	13,4	-6,9%	2,2%	0,3%	-11,6%
NOK	14,3	-3,5%	5,4%	1,9%	-6,4%
CHF	147,5	3,3%	1,5%	3,9%	3,7%
JPY	1,00	-11,5%	1,2%	-1,9%	-12,1%

Heimild: Kodiak

Ríkisskuldabréf

	krafa	verð	meðalt.	ávöxtun			
				áramót	1M	3M	12M
RIKB 23 0515	6,15%	97,7	0,5	1,3%	0,5%	1,5%	1,4%
RIKB 24 0415	6,38%	94,8	1,4	-0,9%	0,0%	1,4%	-0,6%
RIKB 25 0612	6,35%	103,8	2,4	-2,4%	-0,3%	1,4%	-2,1%
RIKB 28 1115	6,32%	93,6	5,1	-7,6%	-1,9%	-1,0%	-7,1%
RIKB 31 0124	6,27%	101,4	6,3	-9,4%	-2,5%	-1,8%	-8,3%
RIKB 42 0217	5,76%	85,5	12,3		-4,9%	-4,5%	
RIKS 26 0216	1,70%	99,4	3,2	1,4%	1,0%	-0,1%	2,3%
RIKS 30 0701	1,74%	110,7	6,9	0,0%	1,0%	-2,9%	0,5%
RIKS 33 0321	1,74%	111,9	9,0	-0,8%	0,8%	-4,4%	0,2%
RIKS 37 0115	1,70%	91,2	13,1		-1,1%	-7,3%	

Heimild: Kodiak

Hlutabréfavisitölur

		áramót	1M	3M	n
OMXI10	2573,7	-24,2%	3,7%	-9,7%	-23,9%
OMXN40	2083,3	-14,8%	4,0%	-4,0%	-14,9%
S&P 500	3770,6	-20,9%	-0,5%	-9,2%	-19,4%
FTSE 100	7334,8	-0,7%	3,5%	-1,5%	0,8%

Heimild: Macrobond

Innihald og form skjals þessa er unnið af starfsmönnum Hagfræðideildar Landsbankans hf. (hagfraedideild@landsbankinn.is) og byggist á aðgengilegum opinberum upplýsingum á þeim tíma sem greiningin var unnin. Mat á þeim upplýsingum endurspeglar skoðanir starfsmanna Hagfræðideildar Landsbankans á þeim degi þegar greiningin er dagsett, en þær geta breyst án fyrirvara.

Landsbankinn hf. og starfsfólk hans taka ekki ábyrgð á viðskiptum sem byggð eru á þeim upplýsingum og skoðunum sem hér eru settar fram.

Bent skal á að Landsbankinn hf. getur á hverjum tíma haft beinna eða óbeinna hagsmuna að gæta, ýmist sjálfur, dótturfélög hans eða fyrir hönd viðskiptamanna, s.s. sem fjárfestir, lánardrottinn eða þjónustuaðili. Greiningar eru engu að síður unnar sjálfstætt af Hagfræðideild Landsbankans og innan Landsbankans eru í gildi reglur um aðskilnað starfssviða sem eru aðgengilegar á vef bankans.