



Vikubyrjun 31. október 2022

Hagfræðideild



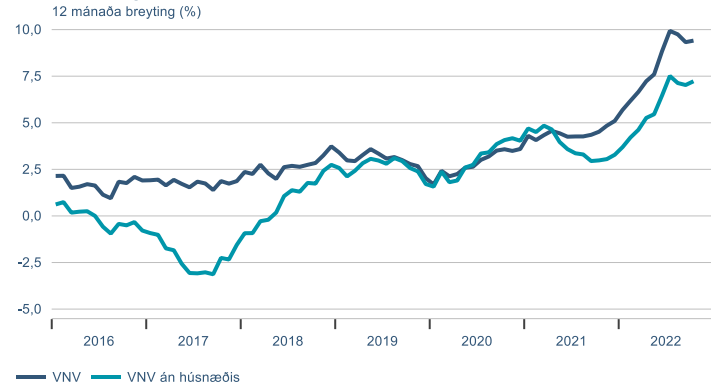
Dagatal

Vikud.	Dag.	Viðburður	Tímabil	Birtingaraðili
mán	31. okt.	Gistinætur	sep	Hagstofan
		Vöruviðskipti (uppfærðar tölur)	jan -sep	Hagstofan
		Staða markaðsverðbréfa	sep	Seðlabankinn
		Hverjir eiga viðskipti með íbúðarhúsnæði?	3. ársfj.	Þjóðskrá
þri	1. nóv.	Útboð ríkisbréfa		Lánamál ríkisins
mið	2. nóv.	Árshlutauppgjör	3. ársfj.	Marel
		Árshlutauppgjör	3. ársfj.	Sýn
fim	3. nóv.	Vinumarkaðurinn (ársfjórðungsleg)	3. ársfj.	Hagstofan
		Árshlutauppgjör	3. ársfj.	Eimskip
		Árshlutauppgjör	3. ársfj.	Reginn
		Árshlutauppgjör	3. ársfj.	Play
fös	4. nóv.	Nýskráningar félaga	okt	Hagstofan
		Lífeyrissjóðir	okt	Seðlabankinn

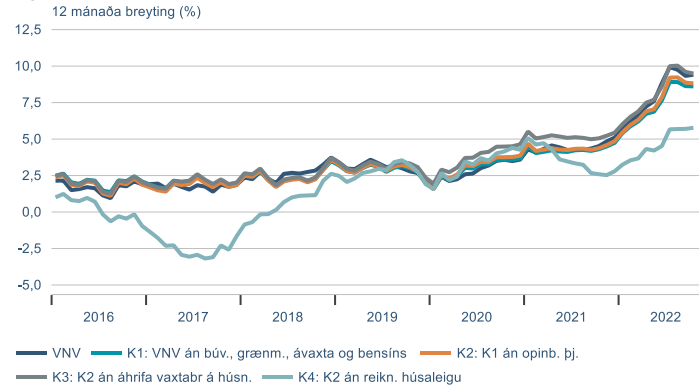
▶ Efnahagsmál

Verðlag

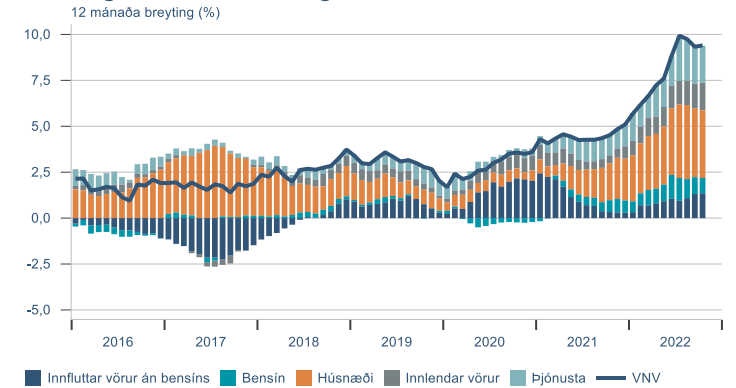
Visitala neysluverðs



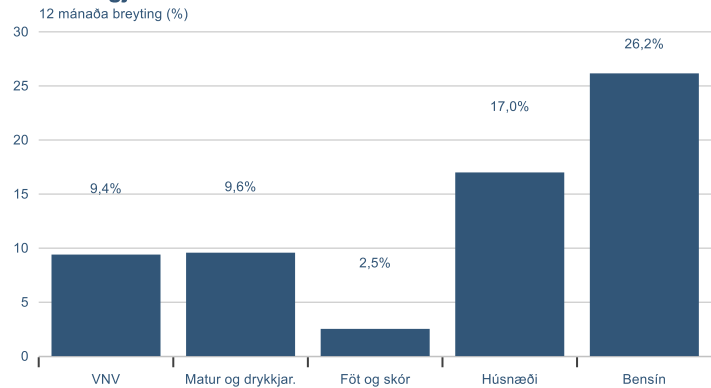
Kjarnavísitölur



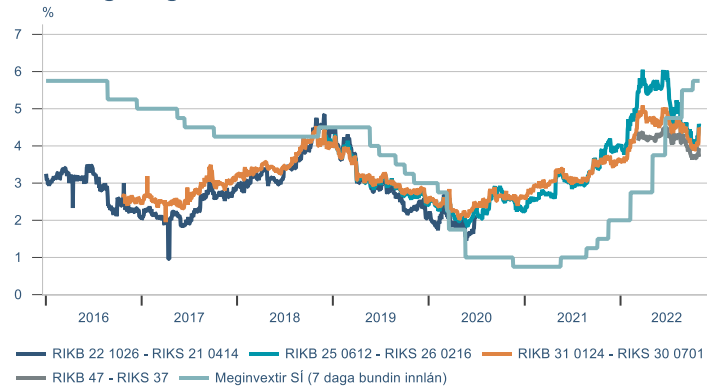
Framlag undirliða verðbólgu



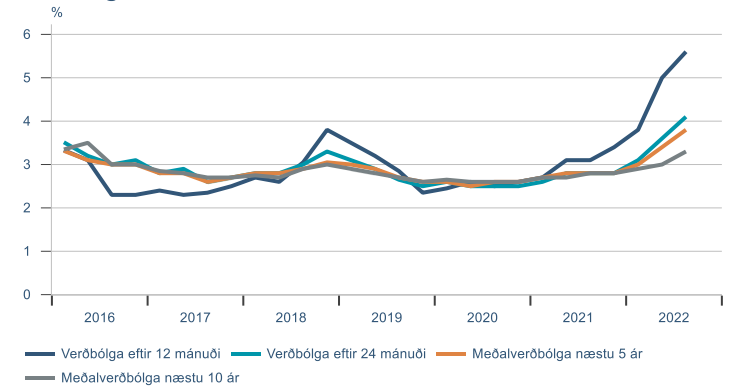
Valdir útgjaldaliðir



Verðbólguálag á skuldabréfamarkaði

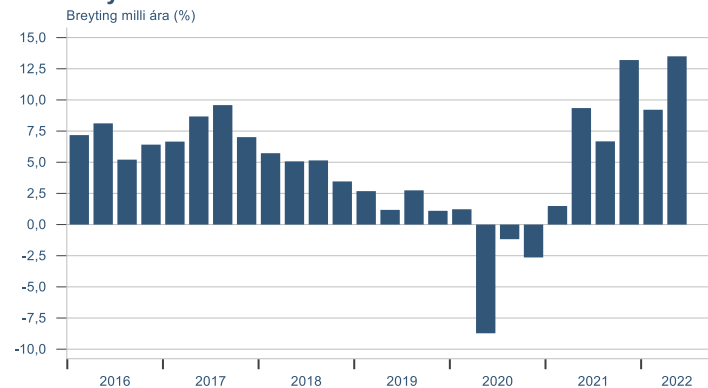


Væntingakönnun markaðsaðila

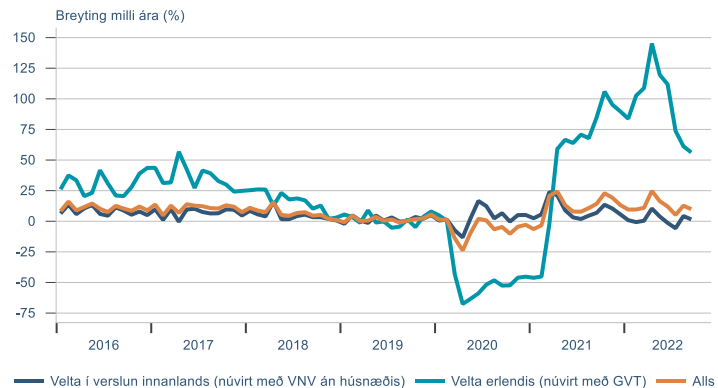


Heimilin

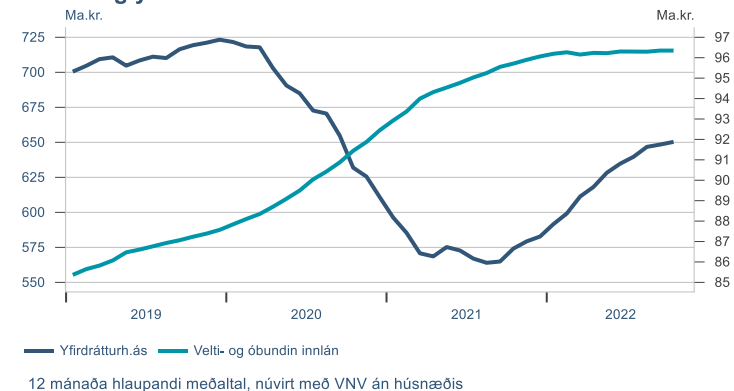
Einkaneysla



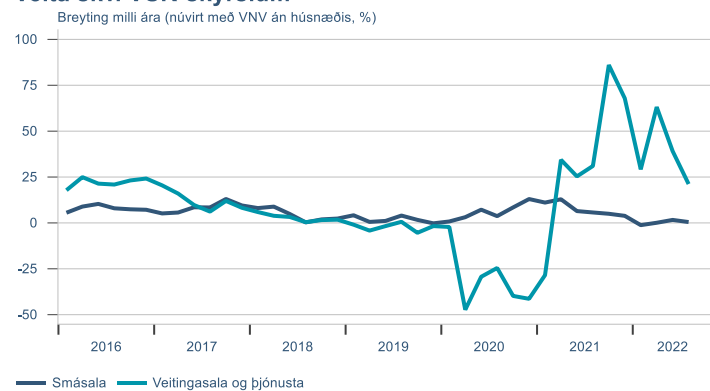
Greiðslukortavelta



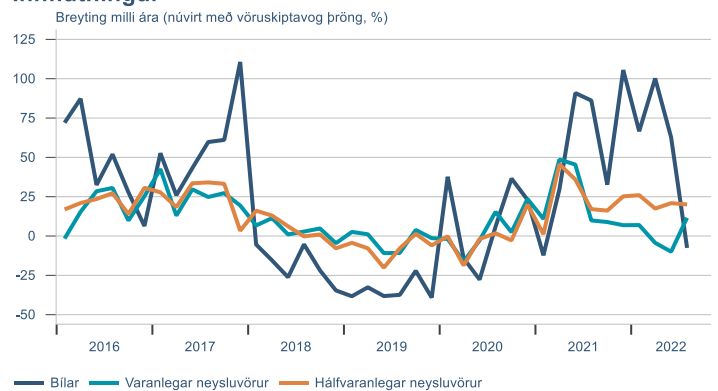
Innlán og yfirdráttur heimilana



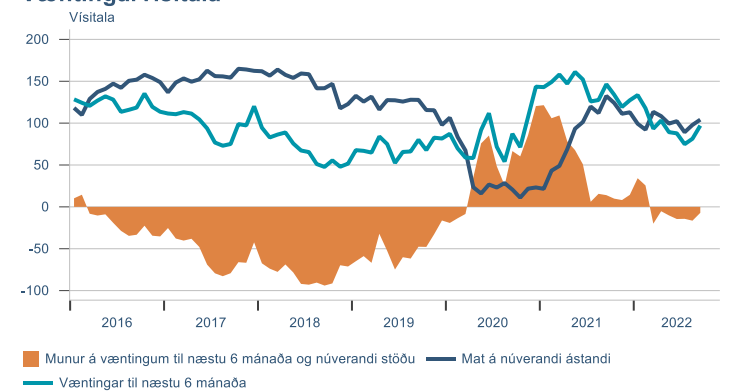
Velta skv. VSK-skýrslum



Innflutningur

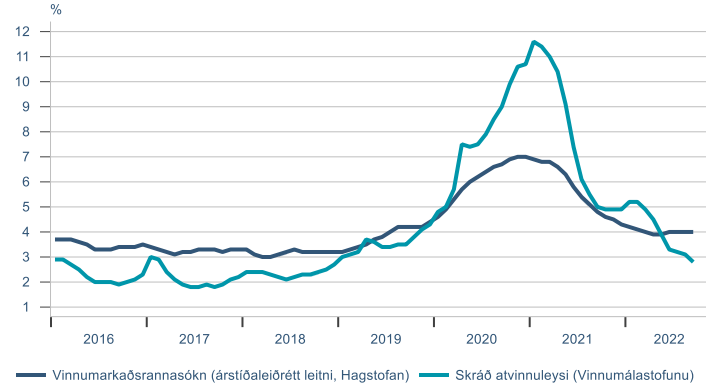


Væntingarvísitala

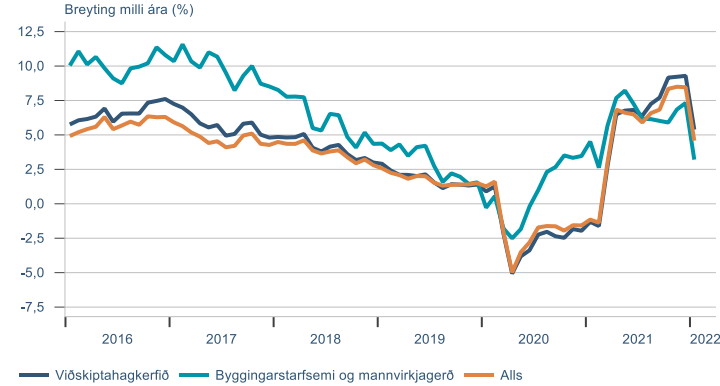


Vinnumarkaðurinn

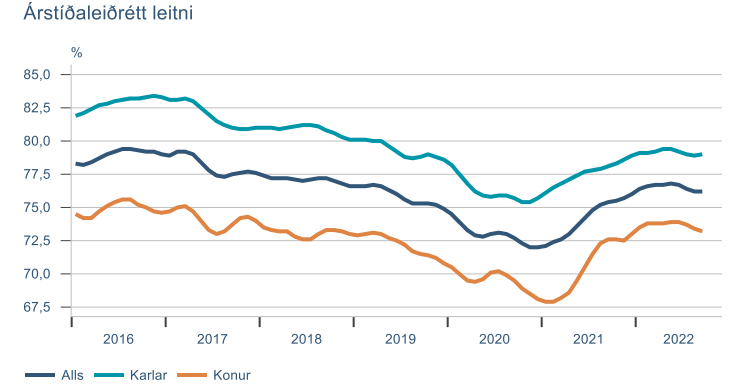
Atvinnuleysi



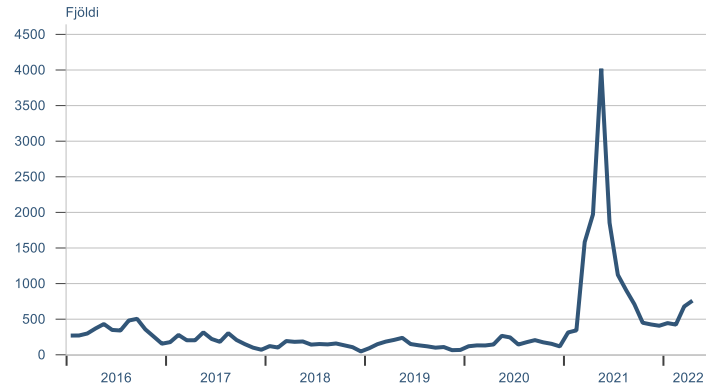
Fjöldi launagreiðenda



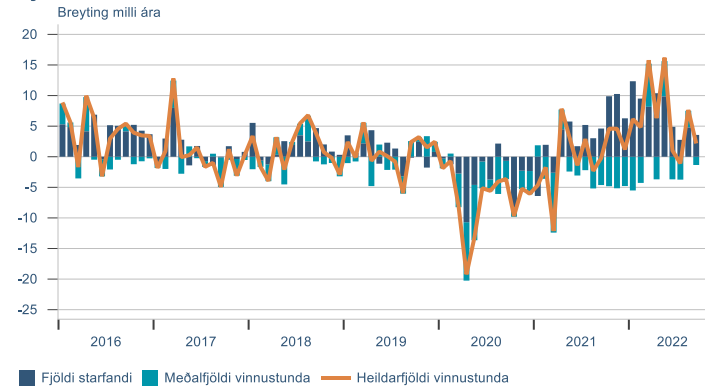
Atvinnuþáttaka



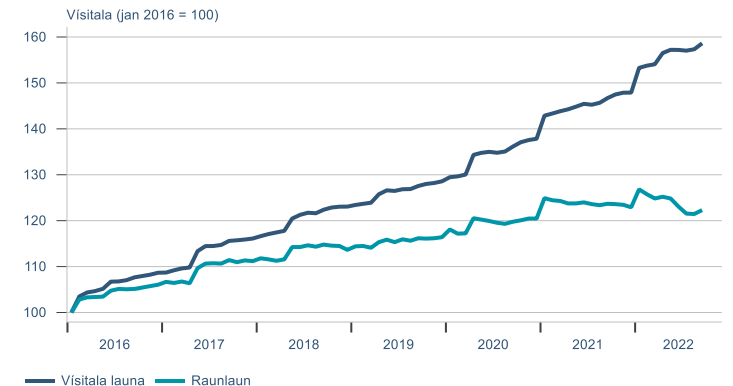
Laus störf



Fjöldi vinnustunda

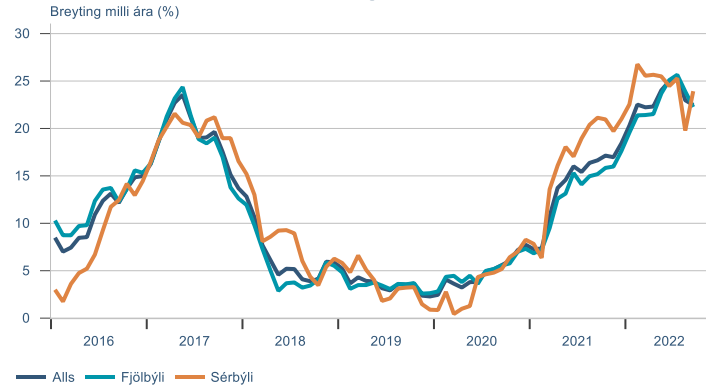


Laun

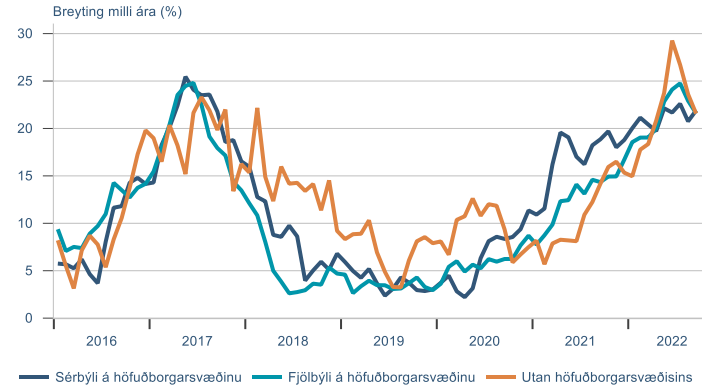


Fasteignamarkaðurinn

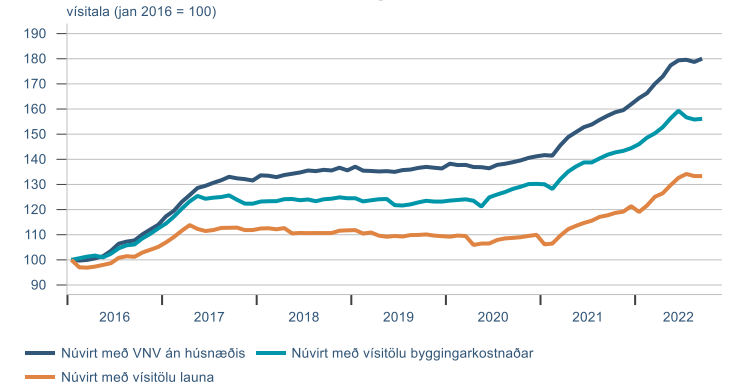
Vísitala íbúðaverðs á höfuðborgarsvæðinu



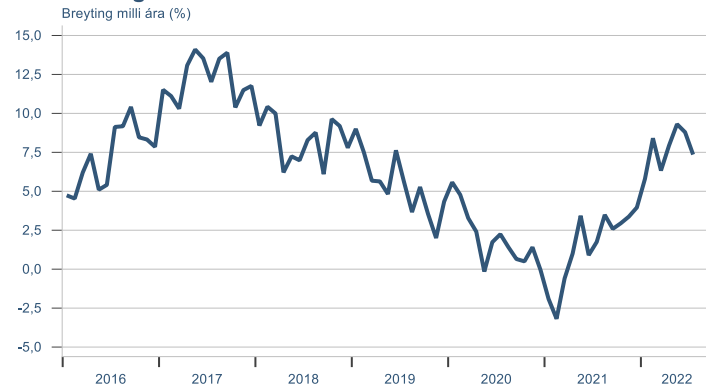
Vísitala markaðsverðs húsnæðis



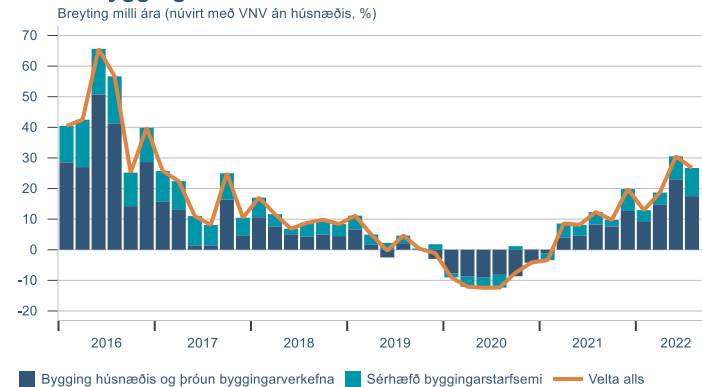
Vísitala íbúðaverðs á höfuðborgarsvæðinu



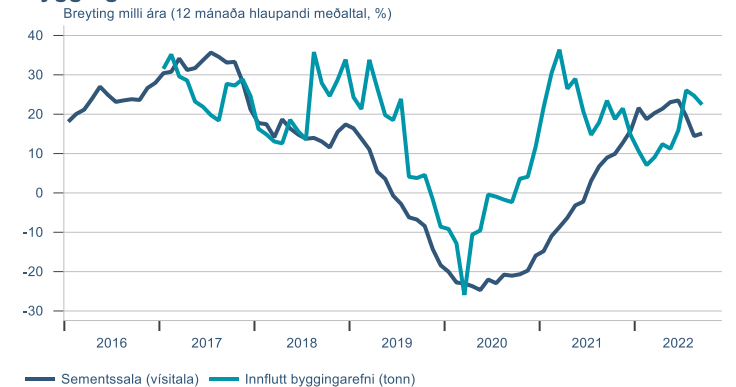
Vísitala leiguverðs



Velta í byggingariðnaði

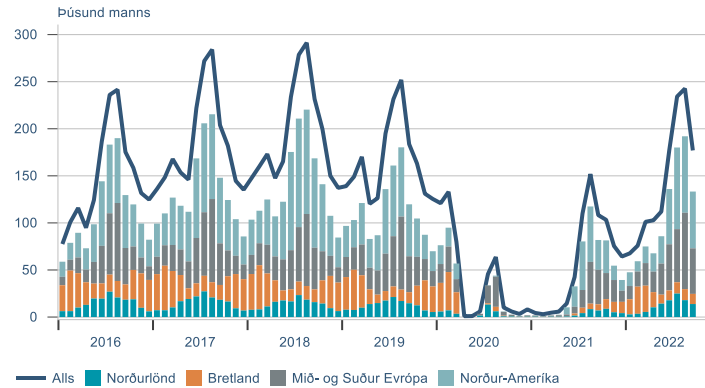


Byggingarvörur



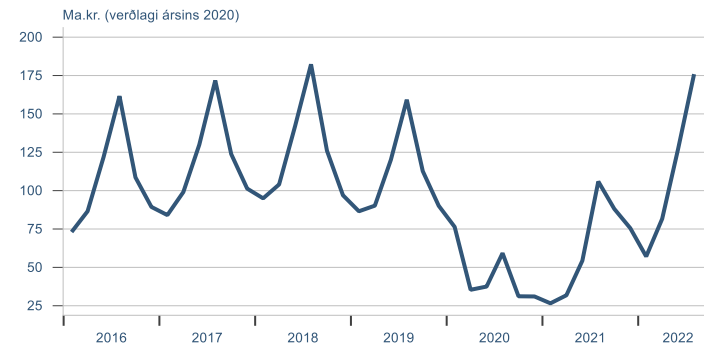
Ferðaþjónustan

Erlendir ferðamenn um Leifstöð



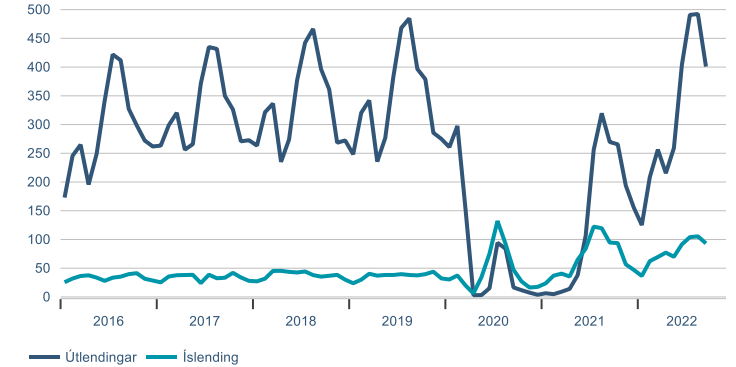
Velta í ferðaþjónustu

Velta á VSK-tímabili (2 mánuðir)



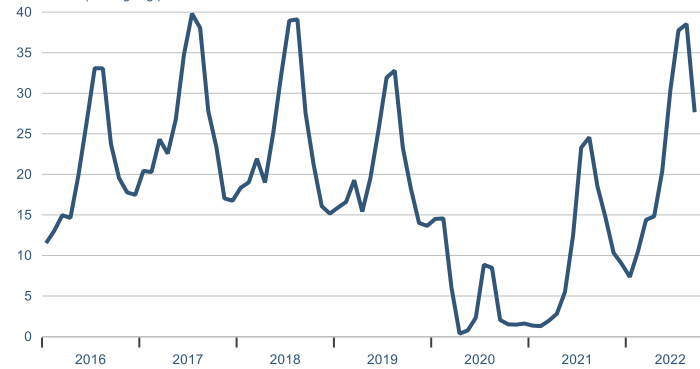
Gistinætur á hótélum

Þúsund nætur



Velta erlendra greiðslukorta

ma.kr. (föstu gengi)

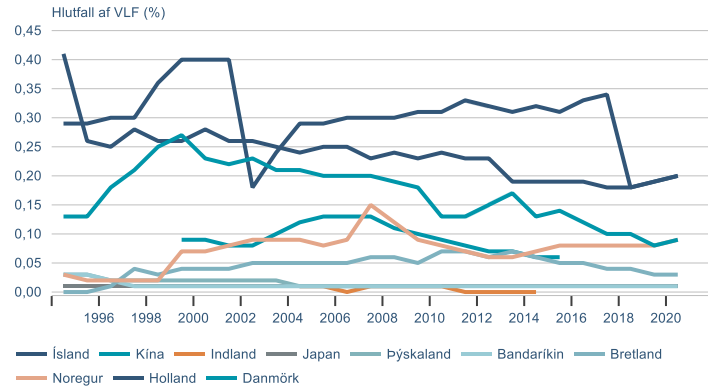


Fjöldi launagreiðenda í ferðaþjónustu

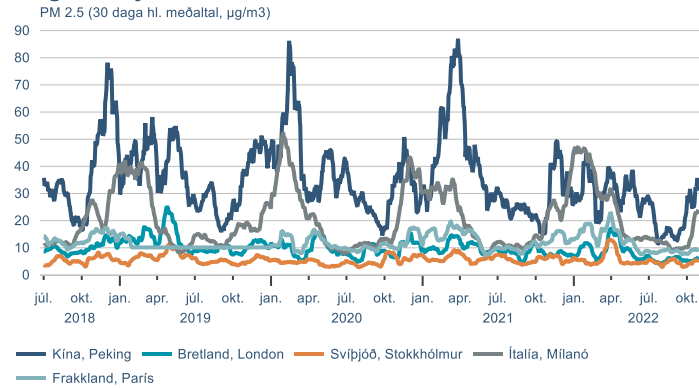


Sjálfbærni

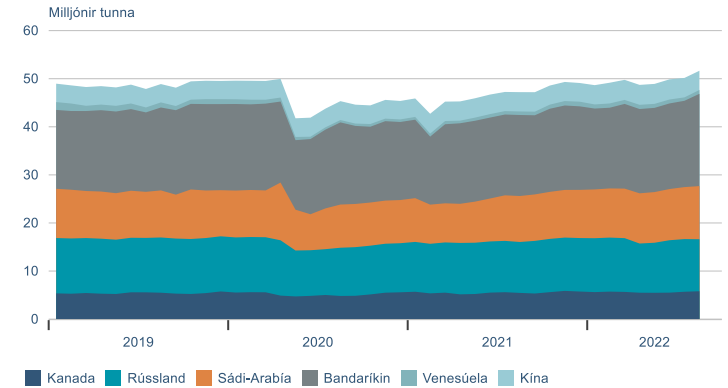
Umhverfisskattur



Magn svifryks



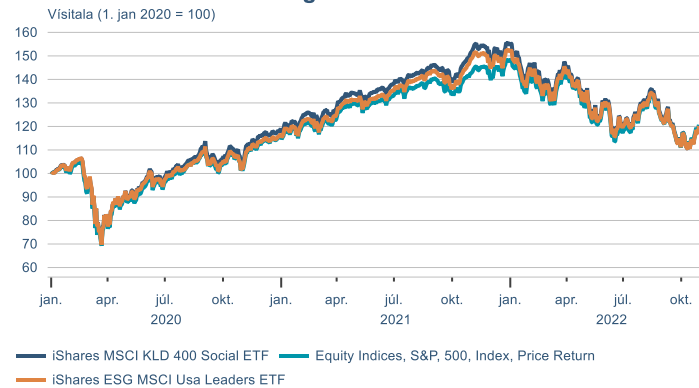
Framleiðsla hráolíu



EUA Losunarheimildir innan ETS viðskiptakerfisins



UFS Hlutabréfavísitölur og S&P 500

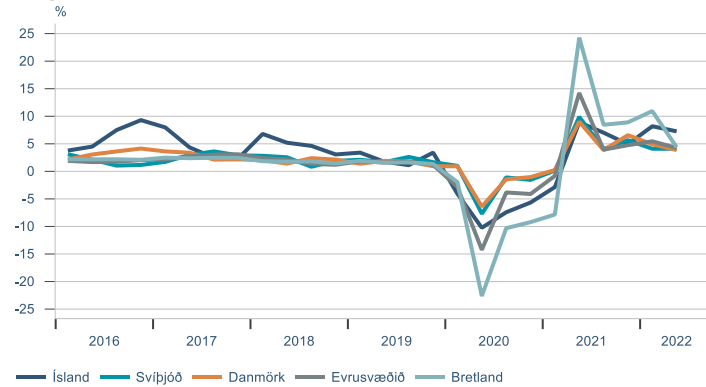


Hlutabréfavísitölur orkufyrirtækja (hluti af Eurofirst 300)

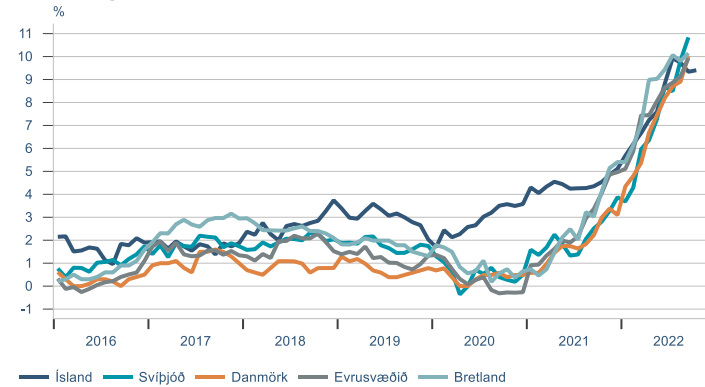


Alþjóðlegur samanburður

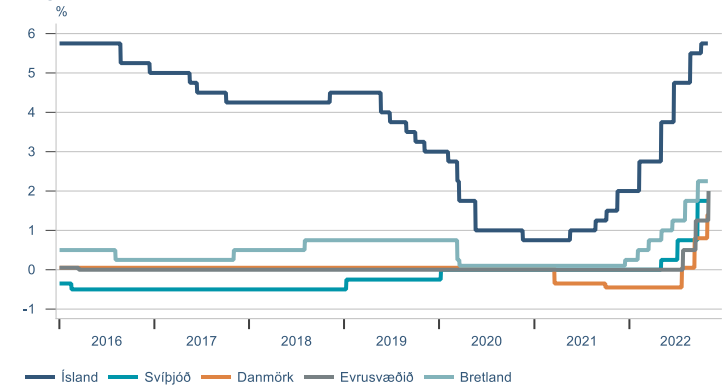
Hagvöxtur



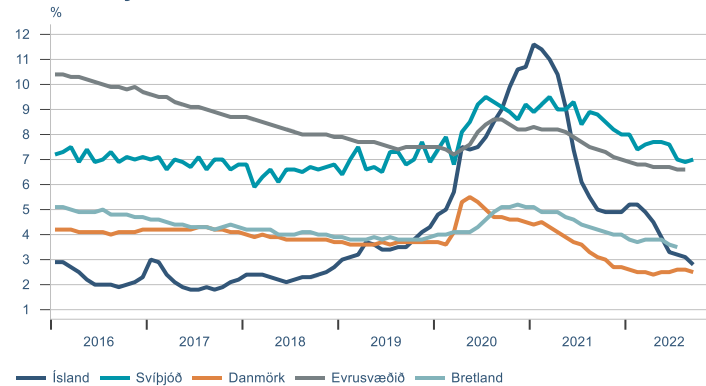
Verðbólga



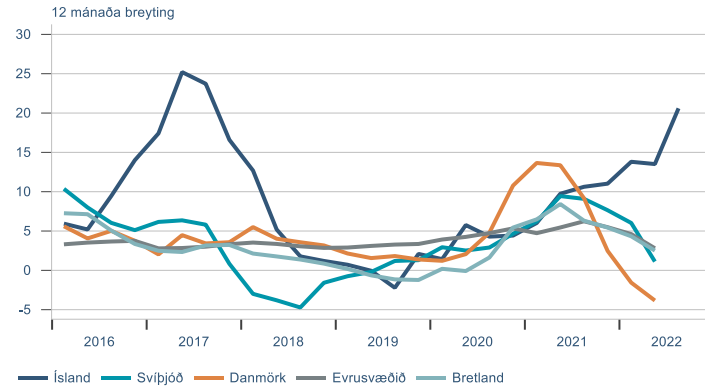
Stýrivextir



Atvinnuleysi



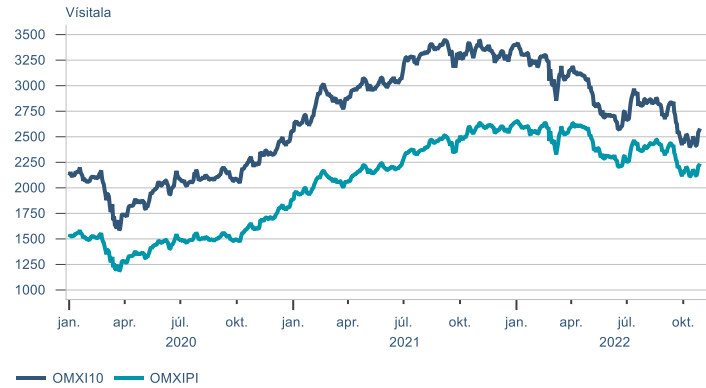
Rauverð íbúða



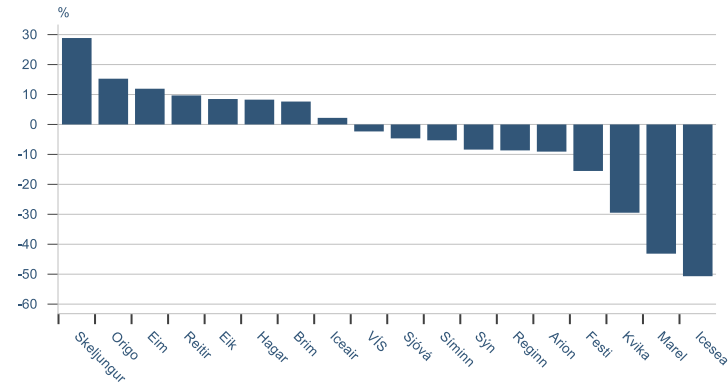
► Fjármálamarkaðir

Hlutabréf

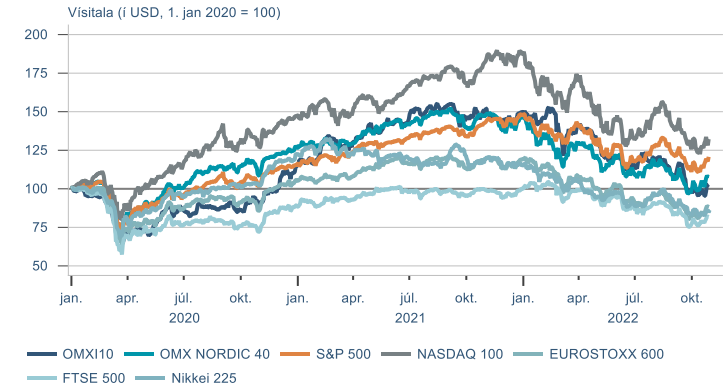
OMX-vísitölur



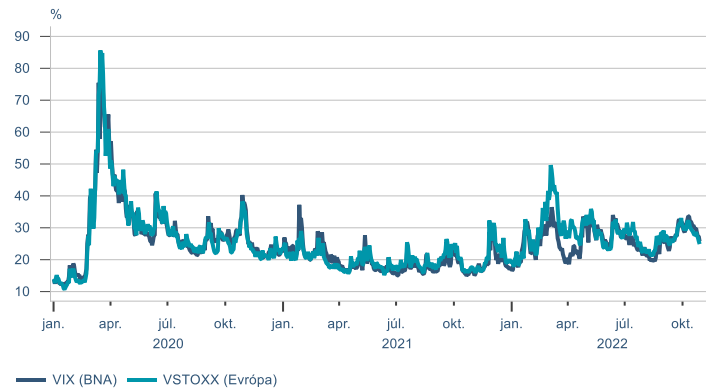
Það sem af er ári



Hlutabréfavisitölur

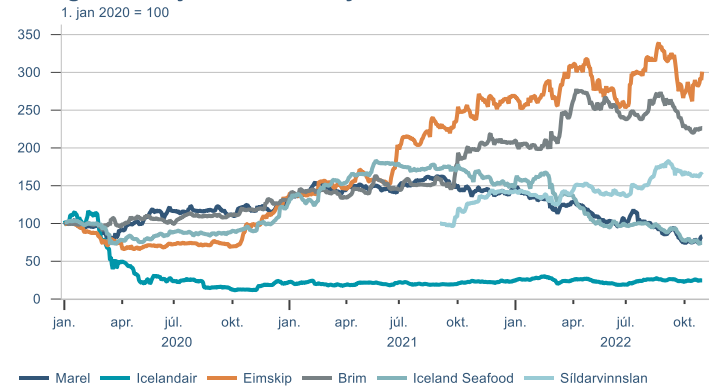


Vix-vísitölur

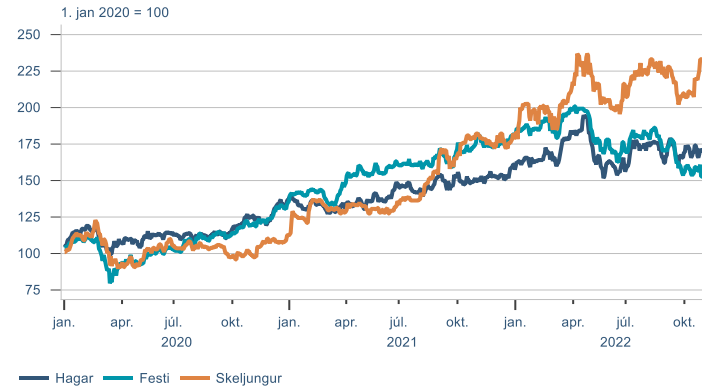


Hlutabréf

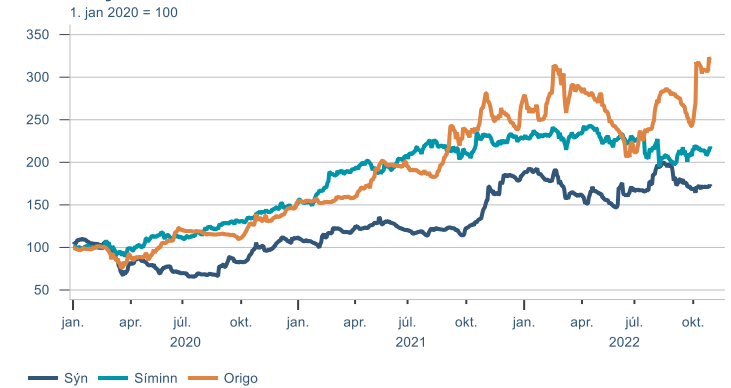
Félög með tekjur í erlendri mynt



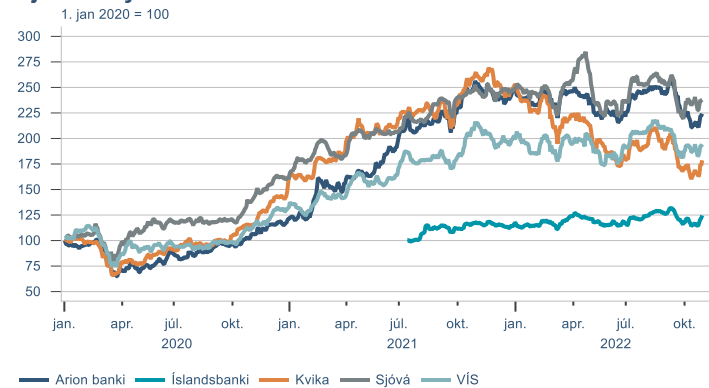
Smásala



Tæknifyrirtæki



Fjármálfyrirtæki

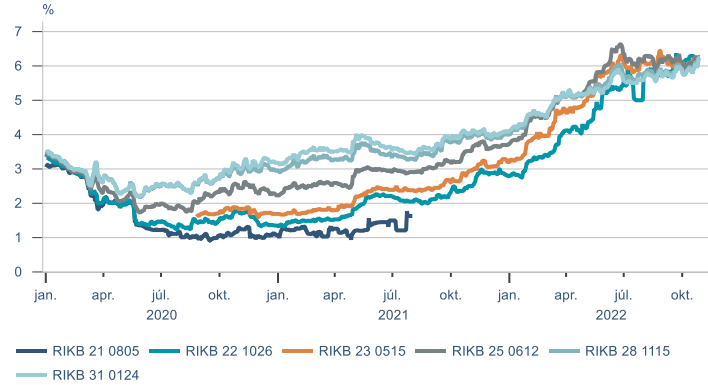


Fasteignafélög

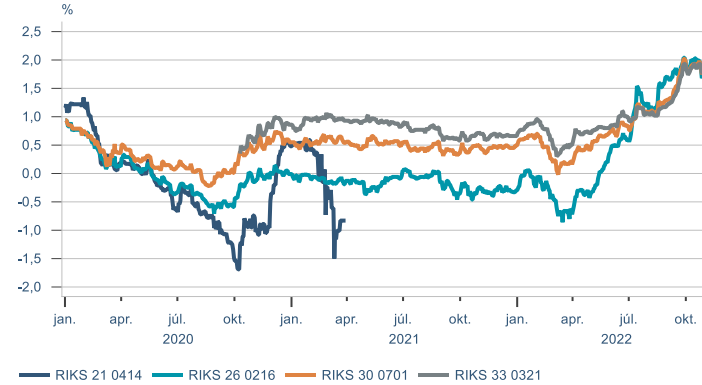


Skuldabréf

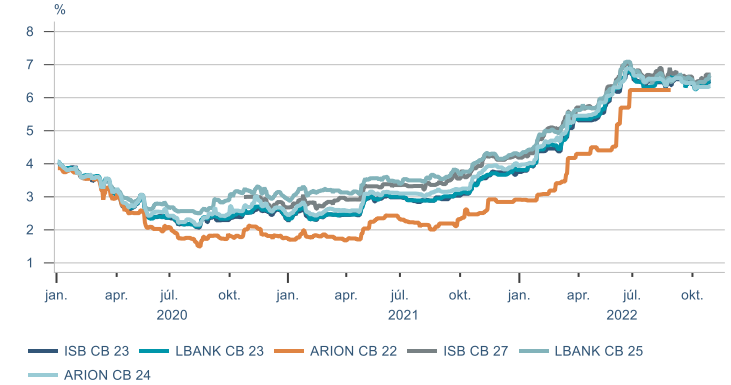
Óverðtryggð ríkisbréf



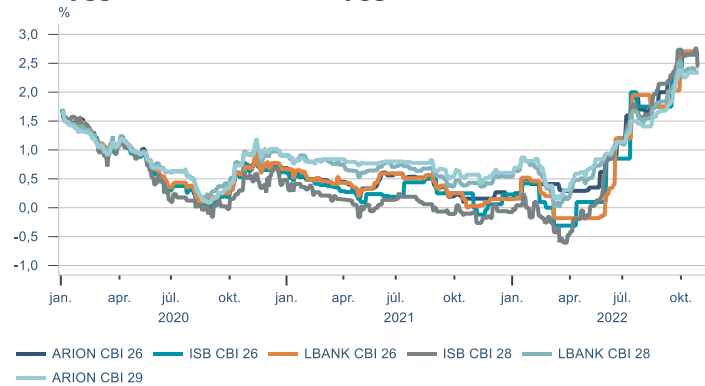
Verðtryggð ríkisbréf



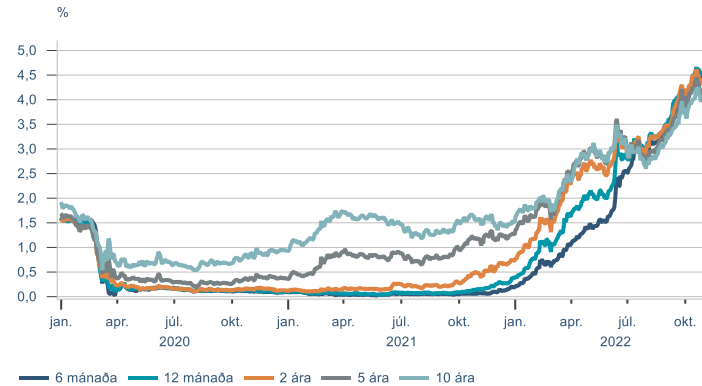
Sértryggð skuldabréf - óverðtryggð



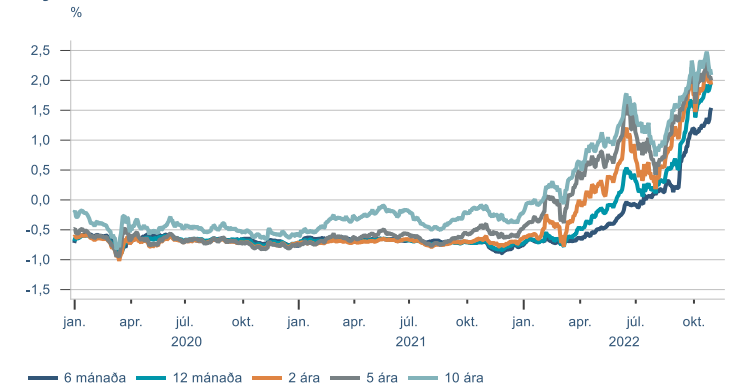
Sértryggð skuldabréf - verðtryggð



Bandarísk ríkisskuldabréf



Býsk ríkisskuldabréf

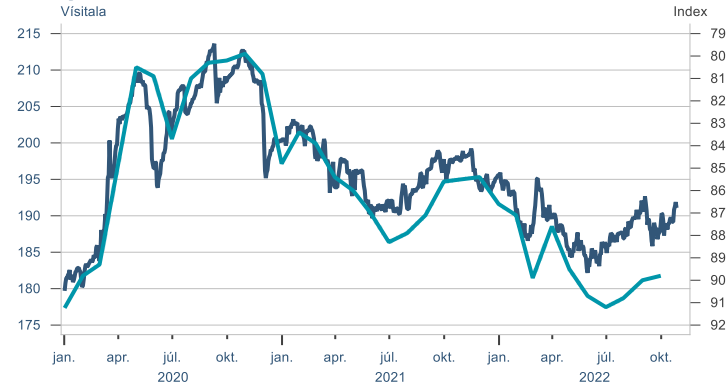


Gjaldeyrir

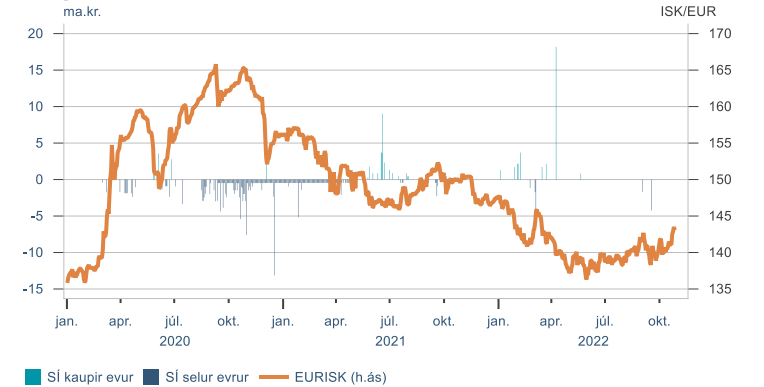
Gengi krónunnar



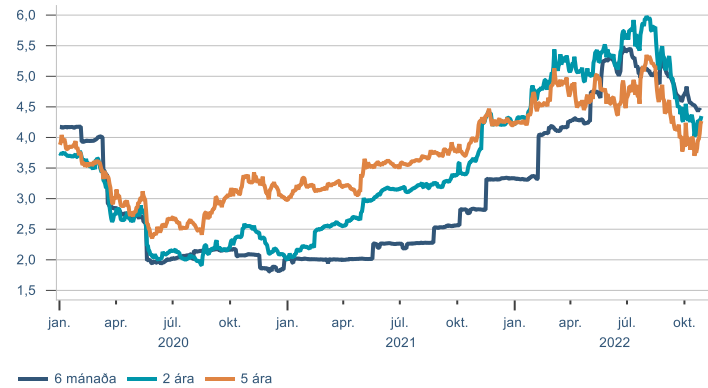
Gengisvísitalan



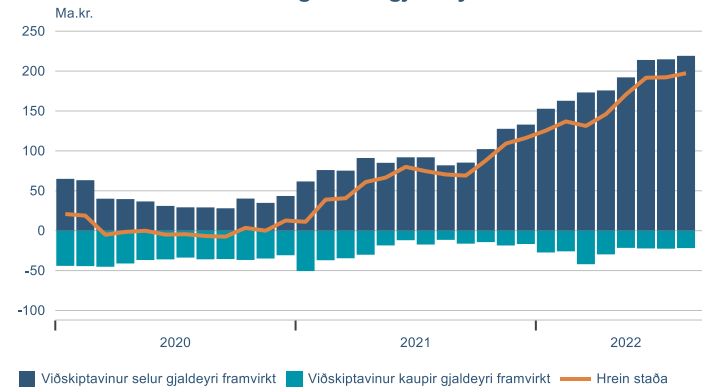
Inngrip SÍ



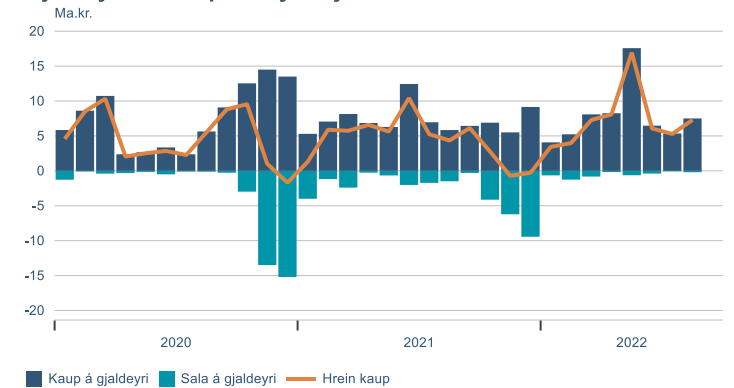
Vaxtamunur við evru



Staða framvirkra samninga með gjaldeyri

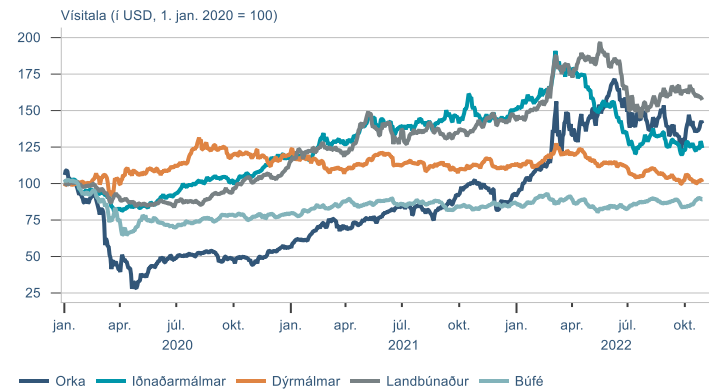


Gjaldeyrsviðskipti lífeyrissjóða



Hrávörur

S&P GSCI hrávörusítölur



Álverð

3 mánaða framvirk verð, LME



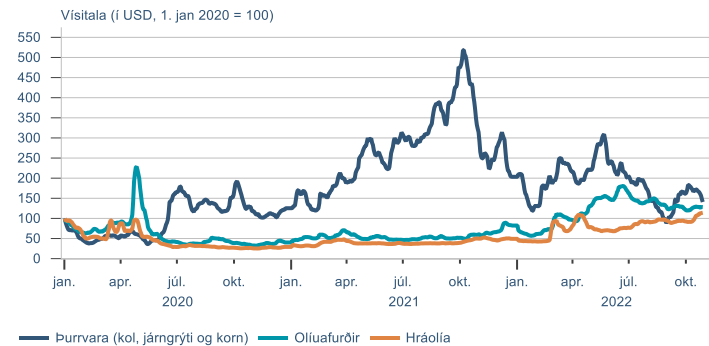
Heimsmarkaðsverð á olíu

Brent



Flutningskostnaður

Baltic exchange visitölur



Hlutabréf

		Áramót	1M	3M	12M
OMXI10	2581,1	-24,0%	5,3%	-8,8%	-23,7%
Brim	82,0	7,7%	-3,0%	-6,8%	14,2%
Eimskip	545,0	10,7%	10,3%	-0,9%	24,8%
Icelandair	1,9	2,2%	4,0%	-2,6%	6,9%
Iceland Seafood	7,3	-50,7%	-5,8%	-25,5%	-55,8%
Marel	492,0	-43,1%	9,6%	-18,5%	-41,4%
Síldarvinnslan	113,5	14,6%	-0,4%	10,2%	28,3%
Festi	187,0	-15,5%	-1,6%	-16,1%	-12,4%
Hagar	71,0	5,2%	2,9%	-1,4%	9,2%
Skeljungur	18,0	28,9%	12,5%	4,3%	29,8%
Nova	4,1		0,5%	-5,3%	
Origo	83,0	15,3%	31,7%	32,8%	18,6%
Síminn	11,3	-5,3%	2,7%	0,0%	-6,8%
Sýn	60,0	-8,4%	1,7%	-1,6%	17,6%
Arion	159,5	-9,1%	1,3%	-8,6%	-12,5%
Íslandsbanki	127,8	6,2%	6,7%	1,8%	5,7%
Kvíka	18,9	-29,5%	6,5%	-7,4%	-32,3%
Sjóvá	33,2	-12,6%	7,1%	-5,7%	-17,8%
Vís	18,0	-2,3%	6,5%	-5,3%	-10,2%
Eik	12,9	8,5%	6,6%	-14,6%	5,9%
Reginn	29,6	-8,7%	5,7%	-9,8%	-2,2%
Reitir	91,5	7,6%	6,4%	1,7%	9,6%
Alvotech	918,0		-10,9%	-15,5%	
Ölgerðin	10,7		-0,5%	4,9%	

Heimild: Kodiak

Gjaldeyri

		áramót	1M	3M	12M
GVT	192,0	-1,9%	2,3%	2,3%	-2,8%
EUR	143,3	-2,9%	2,6%	3,3%	-4,2%
USD	144,0	10,5%	-1,3%	5,1%	11,6%
GBP	166,4	-5,3%	7,5%	0,3%	-6,2%
DKK	19,3	-3,0%	2,5%	3,3%	-4,3%
SEK	13,1	-9,0%	2,3%	-1,3%	-12,7%
NOK	14,0	-5,5%	4,4%	-0,4%	-9,1%
CHF	144,5	1,1%	-2,4%	1,5%	2,9%
JPY	0,98	-13,8%	-3,2%	-3,4%	-14,1%

Heimild: Kodiak

Ríkisskuldabréf

	krafa	verð	meðalt.	ávöxtun			
				áramót	1M	3M	12M
RIKB 23 0515	6,22%	97,6	0,5	1,1%	0,5%	1,5%	1,1%
RIKB 24 0415	6,22%	95,0	1,4	-0,8%	0,5%	1,5%	-0,7%
RIKB 25 0612	6,25%	104,0	2,4	-2,3%	0,3%	1,3%	-2,3%
RIKB 28 1115	6,25%	93,9	5,1	-7,4%	-0,9%	-1,0%	-7,2%
RIKB 31 0124	6,24%	101,6	6,3	-9,3%	-1,3%	-2,6%	-9,2%
RIKB 42 0217	5,68%	86,3	12,3			-1,9%	-3,7%
RIKS 26 0216	1,71%	99,3	3,2	1,2%	1,3%	0,3%	2,1%
RIKS 30 0701	1,77%	110,5	6,9	-0,4%	2,0%	-2,8%	0,6%
RIKS 33 0321	1,77%	111,6	9,0	-1,2%	1,6%	-4,5%	0,1%
RIKS 37 0115	1,73%	90,8	13,1		0,7%	-7,2%	

Heimild: Kodiak

Hlutabréfavisitölur

		áramót	1M	3M	n
OMXI10	2581,1	-24,0%	5,3%	-8,8%	-23,7%
OMXN40	2047,1	-16,3%	6,1%	-5,7%	-14,9%
S&P 500	3901,1	-18,2%	4,9%	-4,2%	-15,1%
FTSE 100	7047,7	-4,6%	0,6%	-4,1%	-2,8%

Heimild: Macrobond

Innihald og form skjals þessa er unnið af starfsmönnum Hagfræðideildar Landsbankans hf. (hagfraedideild@landsbankinn.is) og byggist á aðgengilegum opinberum upplýsingum á þeim tíma sem greiningin var unnin. Mat á þeim upplýsingum endurspeglar skoðanir starfsmanna Hagfræðideildar Landsbankans á þeim degi þegar greiningin er dagsett, en þær geta breyst án fyrirvara.

Landsbankinn hf. og starfsfólk hans taka ekki ábyrgð á viðskiptum sem byggð eru á þeim upplýsingum og skoðunum sem hér eru settar fram.

Bent skal á að Landsbankinn hf. getur á hverjum tíma haft beinna eða óbeinna hagsmuna að gæta, ýmist sjálfur, dótturfélög hans eða fyrir hönd viðskiptamanna, s.s. sem fjárfestir, lánardrottinn eða þjónustuaðili. Greiningar eru engu að síður unnar sjálfstætt af Hagfræðideild Landsbankans og innan Landsbankans eru í gildi reglur um aðskilnað starfssviða sem eru aðgengilegar á vef bankans.