

# Vikubyrjun 29. ágúst 2022

---

Hagfræðideild



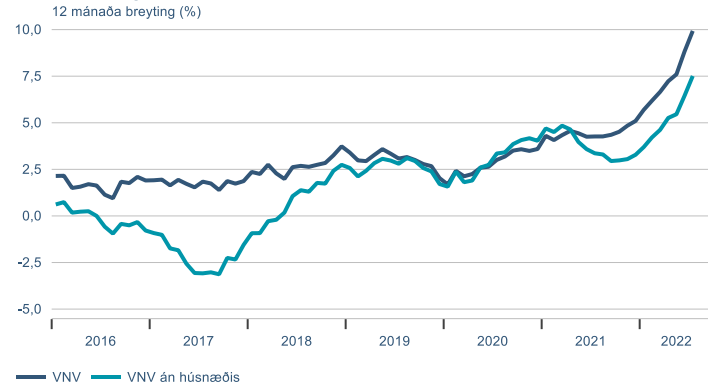
# Dagatal

Vikud.	Dag.	kl.	Viðburður	Tímabil	Birtingaraðili
mán	29. ágú.	9:00	Gjaldprot og fyrri virkni fyrirtækja	júl	Hagstofan
		9:00	Verðbréfafjárfesting	júl	Seðlabankinn
			Viðskipti með atvinnuhúsnæði	júl	Þjóðskrá
			Útboð ríkisvíxla		Lánamál ríkisins
<b>þri</b>	<b>30. ágú.</b>	<b>9:00</b>	<b>Vísitala neysluverðs</b>	<b>ágú</b>	<b>Hagstofan</b>
		9:00	Vísitala framleiðsluverðs	júl	Hagstofan
			<b>Árshlutauppgjör</b>	<b>2. ársfj.</b>	<b>Origo</b>
			<b>Árshlutauppgjör</b>	<b>2. ársfj.</b>	<b>Sýn</b>
mið	31. ágú.	9:00	Gistinætur	júl	Hagstofan
		9:00	Vöruviðskipti (uppfærðar tölur)	jan -júl	Hagstofan
		9:00	Staða markaðsverðbréfa	júl	Seðlabankinn
			Ferðapjónustan í tölum	ágú	Ferðamálastofa
		<b>9:00</b>	<b>Þjóðhagsreikningar</b>	<b>2. ársfj.</b>	<b>Hagstofan</b>
		<b>9:00</b>	<b>Þjóðhagsreikningar (bráðabirgðatölur)</b>	<b>2020</b>	<b>Hagstofan</b>
fös	2. sep.	9:00	Erlend staða þjóðarbúsins	2. ársfj.	Seðlabankinn
		9:00	Erlendar skuldir	2. ársfj.	Seðlabankinn
			ARION CB 22 á gjalddaga		Arion banki
		<b>9:00</b>	<b>Greiðslujöfnuður</b>	<b>2. ársfj.</b>	<b>Seðlabankinn</b>

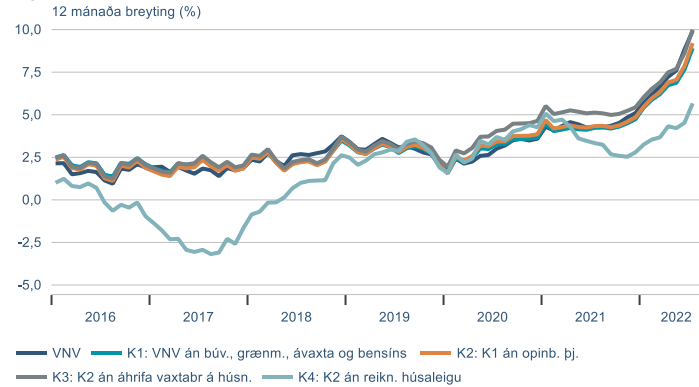
▶ Efnahagsmál

# Verðlag

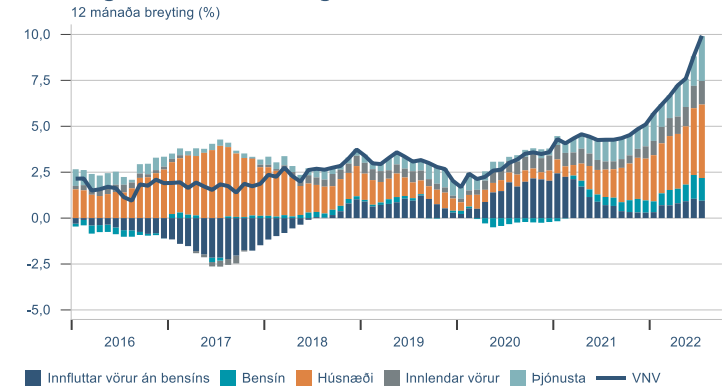
## Viðitala neysluverðs



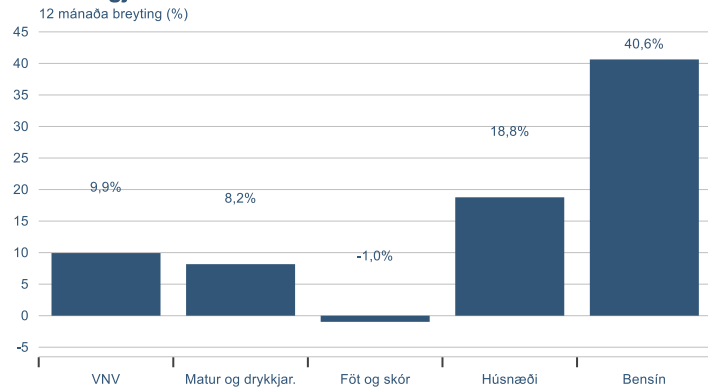
## Kjarnavísitölur



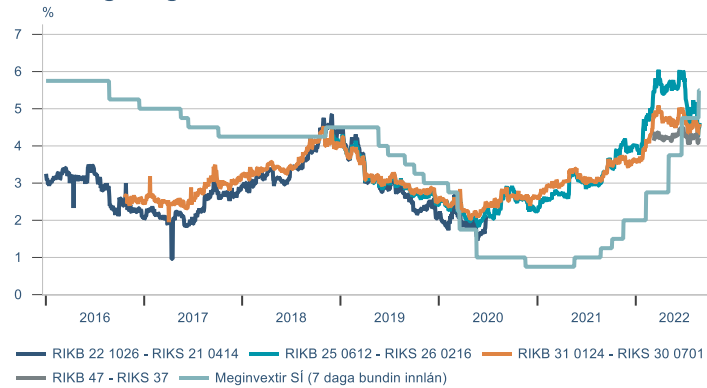
## Framlag undirliða verðbólgu



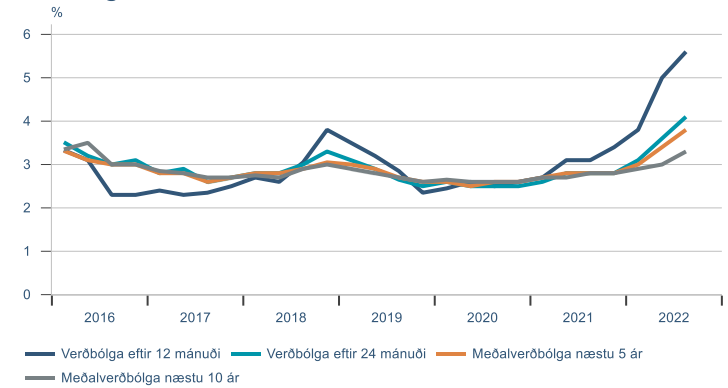
## Valdir útgjaldaliðir



## Verðbólguálag á skuldabréfamarkaði

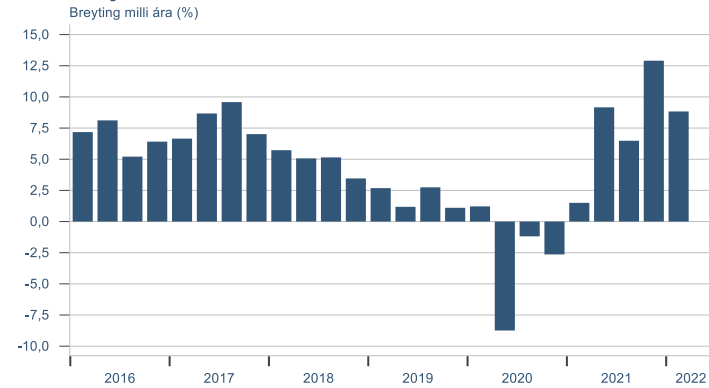


## Væntingakönnun markaðsaðila

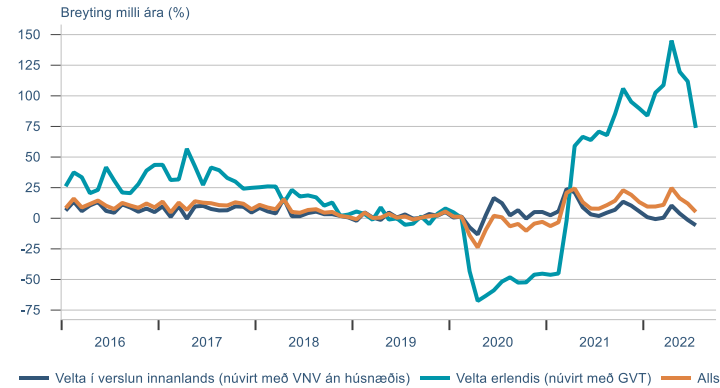


# Heimilin

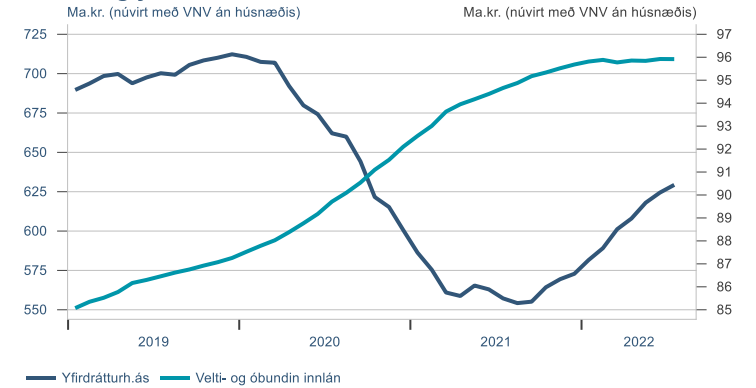
## Einkaneysla



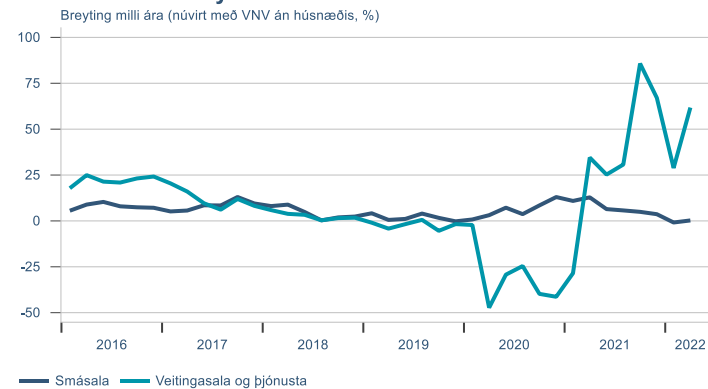
## Greiðslukortavelta



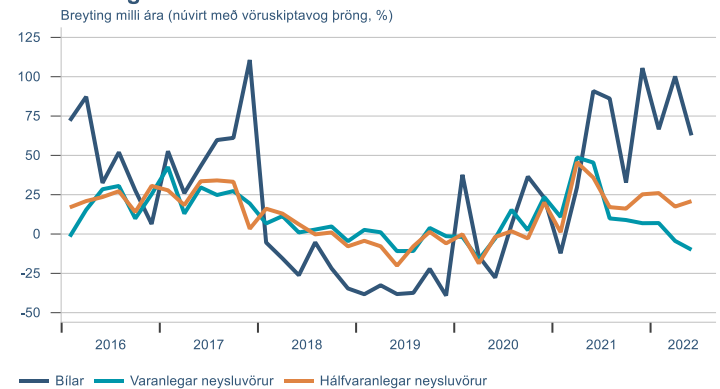
## Innlán og yfirdráttur heimilana



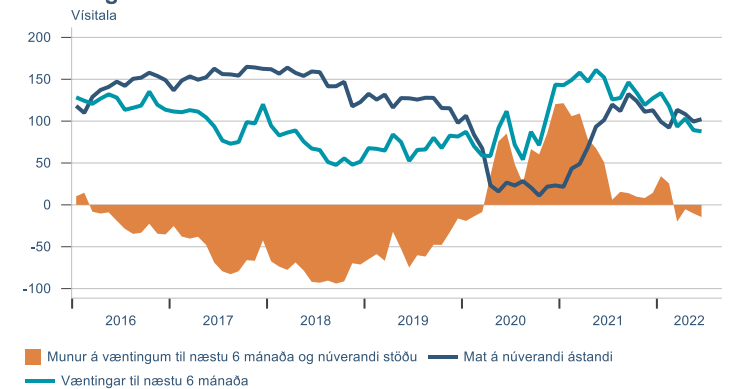
## Velta skv. VSK-skýrslum



## Innflutningur

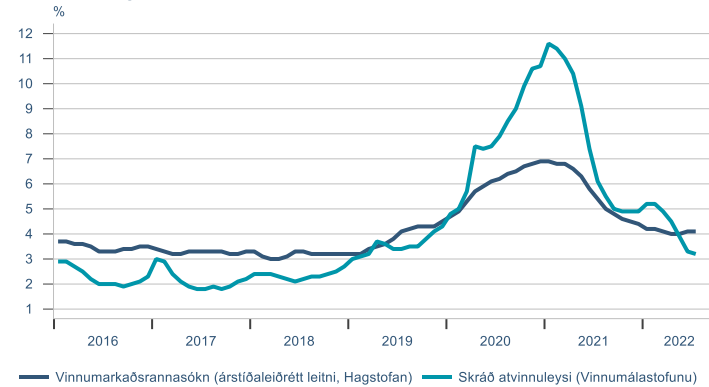


## Væntingarvísitala

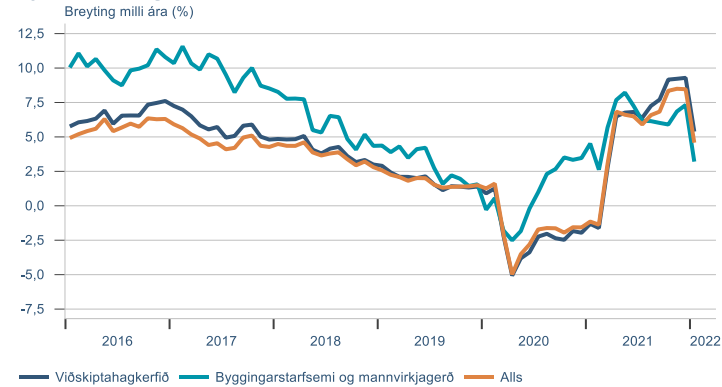


# Vinnumarkaðurinn

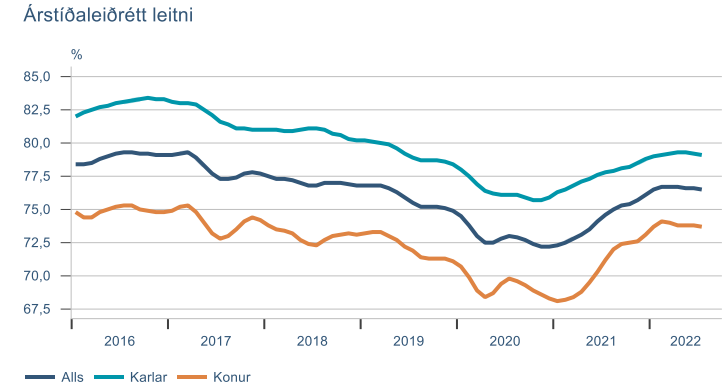
## Atvinnuleysi



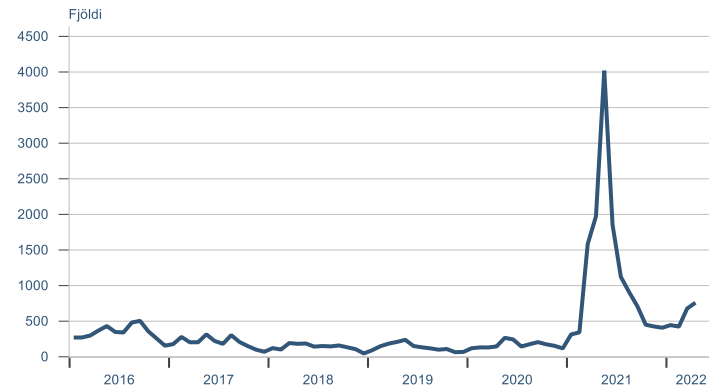
## Fjöldi launagreiðenda



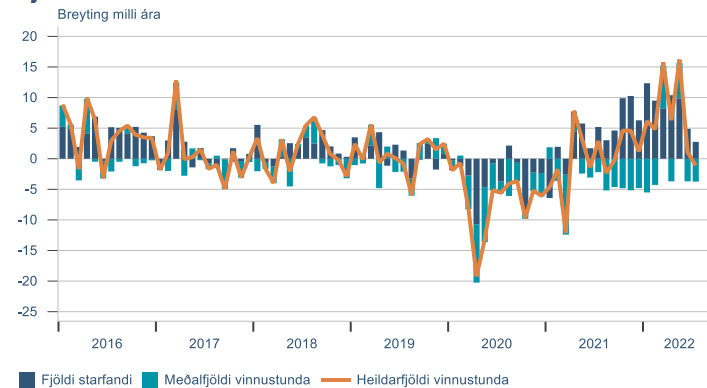
## Atvinnuþáttaka



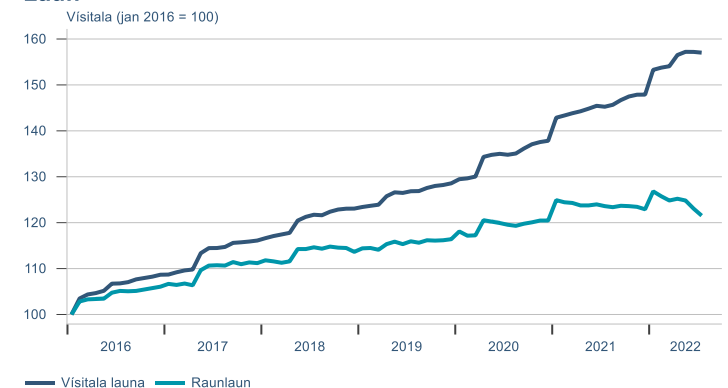
## Laus störf



## Fjöldi vinnustunda

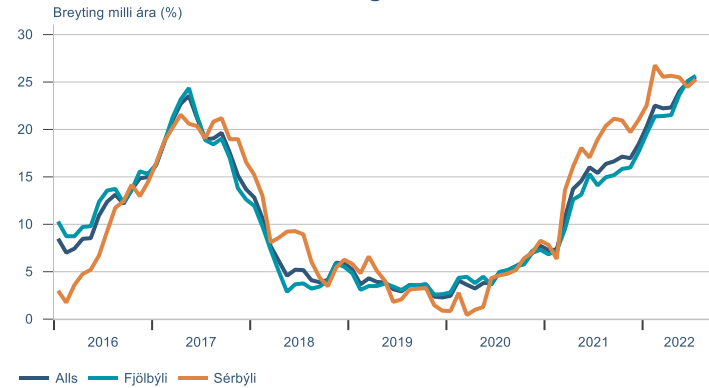


## Laun

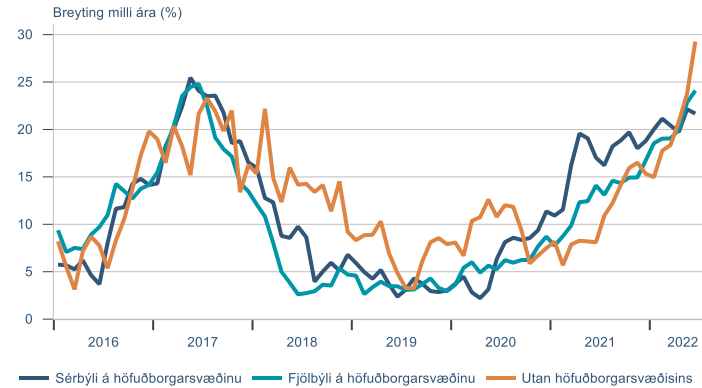


# Fasteignamarkaðurinn

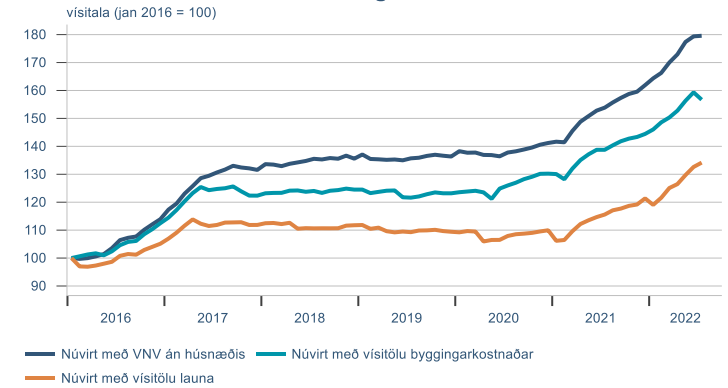
## Vísitala íbúðaverðs á höfuðborgarsvæðinu



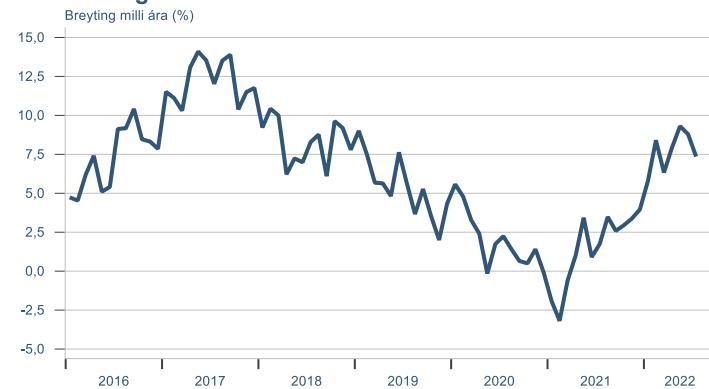
## Vísitala markaðsverðs húsnæðis



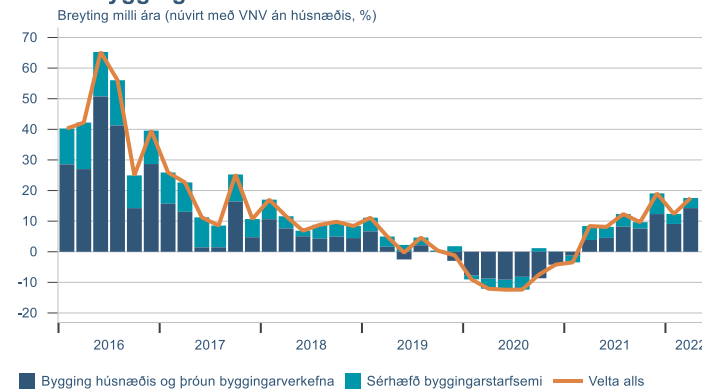
## Vísitala íbúðaverðs á höfuðborgarsvæðinu



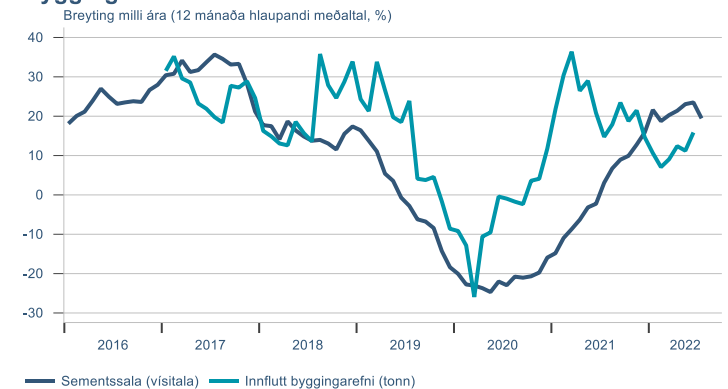
## Vísitala leiguverðs



## Velta í byggingariðnaði

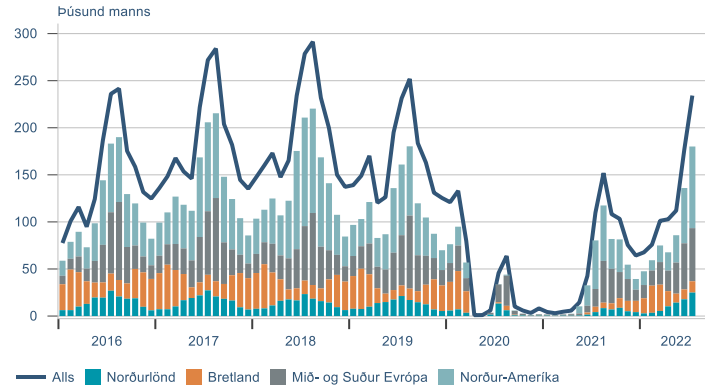


## Byggingarvörur



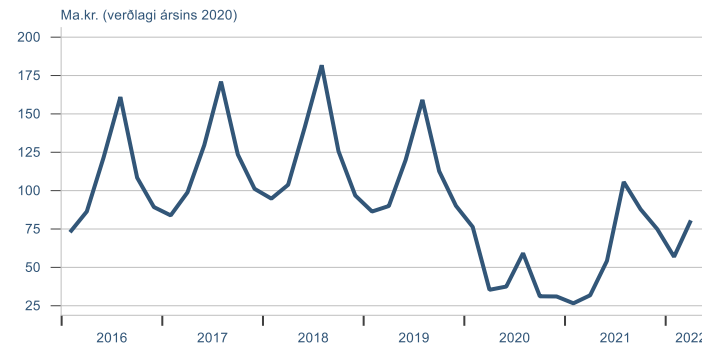
# Ferðaþjónustan

## Erlendir ferðamenn um Leifstöð

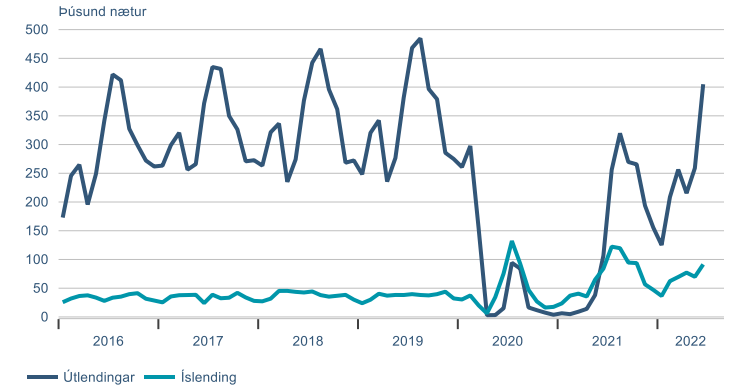


## Velta í ferðaþjónustu

Velta á VSK-tímabili (2 mánuðir)

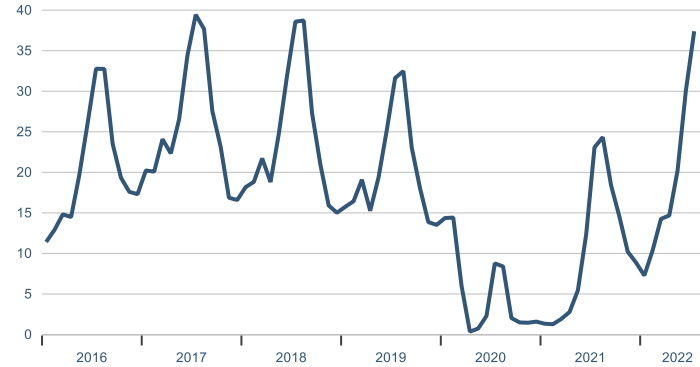


## Gistinætur á hótélum



## Velta erlendra greiðslukorta

ma.kr. (föstu gengi)



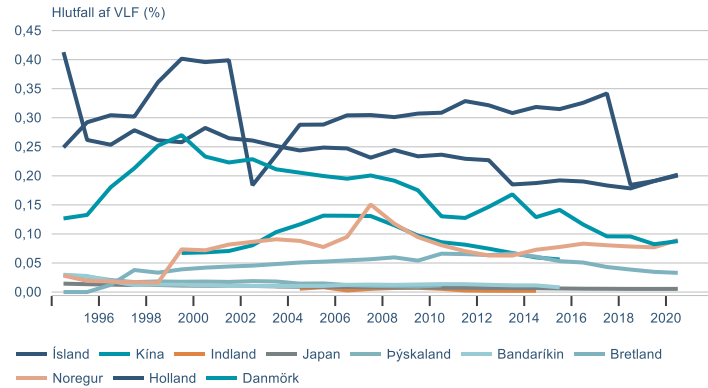
## Fjöldi launagreiðenda í ferðaþjónustu



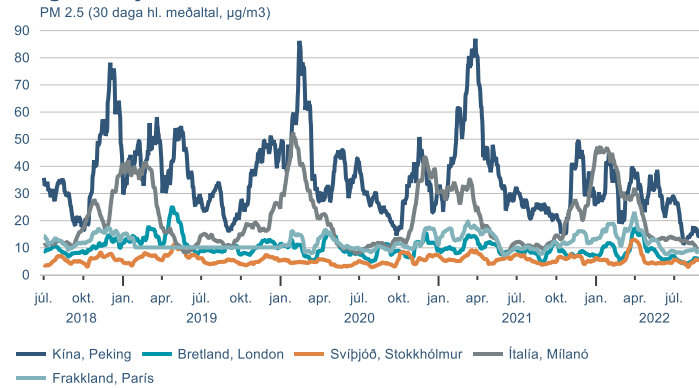


# Sjálfbærni

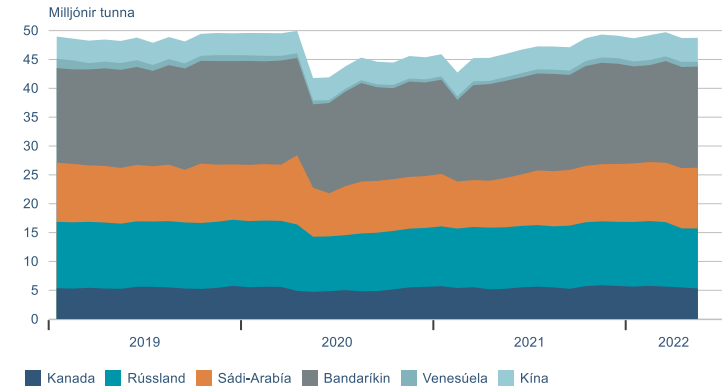
## Umhverfisskattur



## Magn svifryks



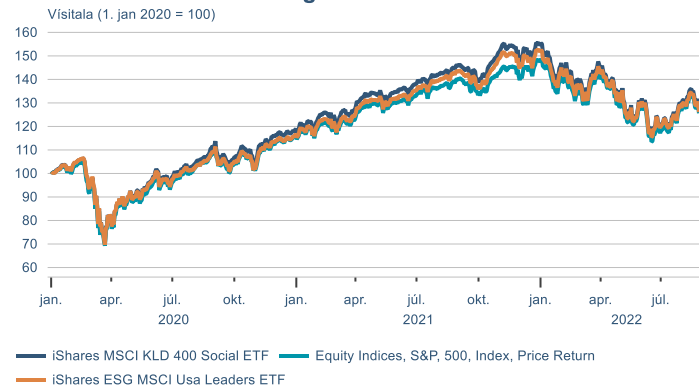
## Framleiðsla hráolíu



## EUA Losunarheimildir innan ETS viðskiptakerfisins



## UFS Hlutabréfavísitölur og S&P 500

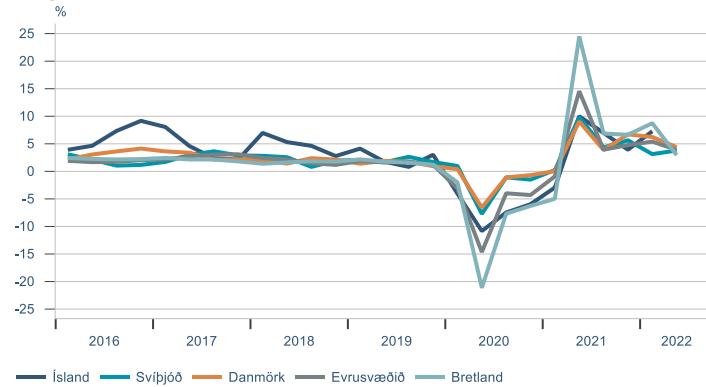


## Hlutabréfavísitölur orkufyrirtækja (hluti af Eurofirst 300)

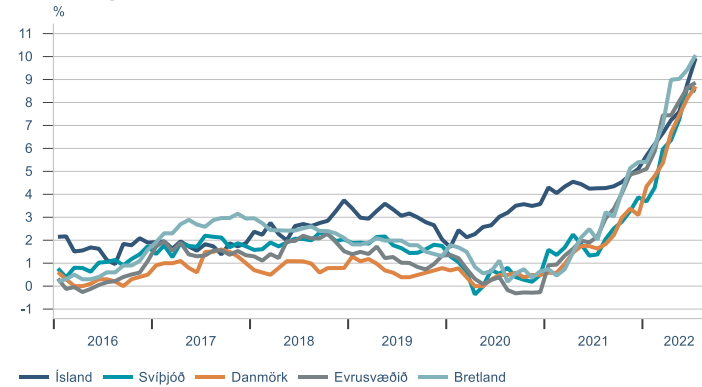


# Alþjóðlegur samanburður

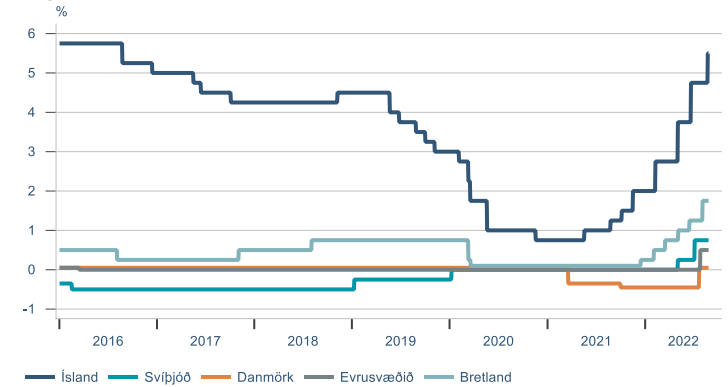
## Hagvöxtur



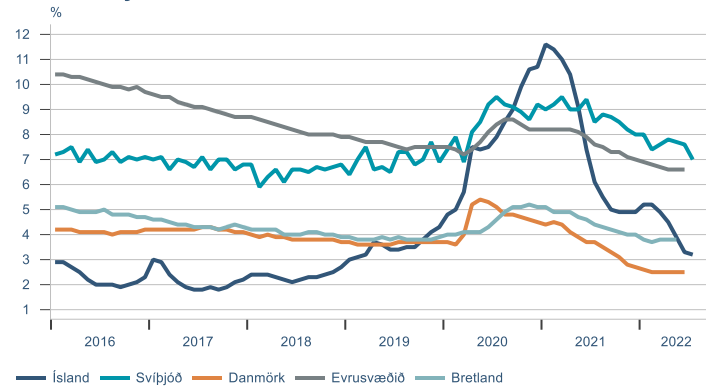
## Verðbólga



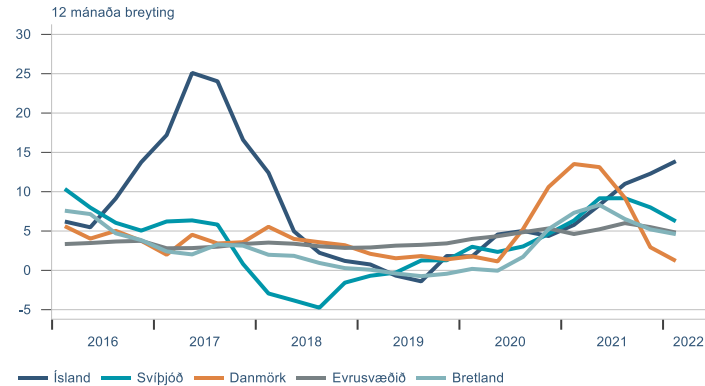
## Stýrivextir



## Atvinnuleysi



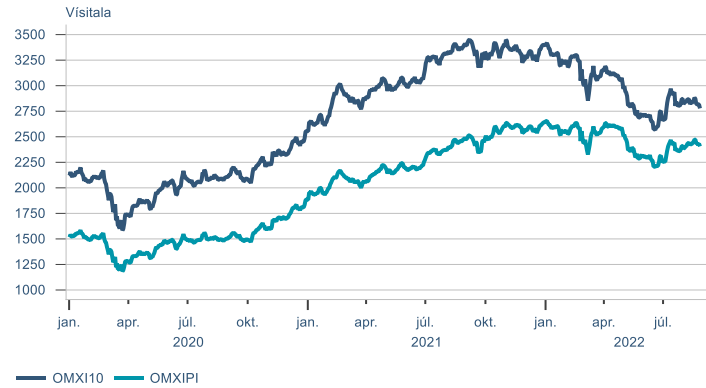
## Rauverð íbúða



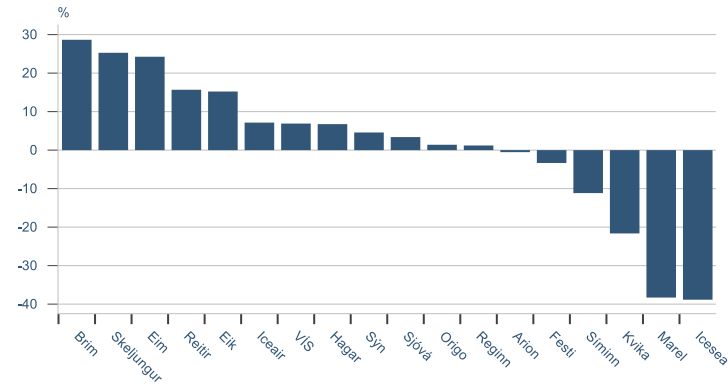
## ► Fjármálamarkaðir

# Hlutabréf

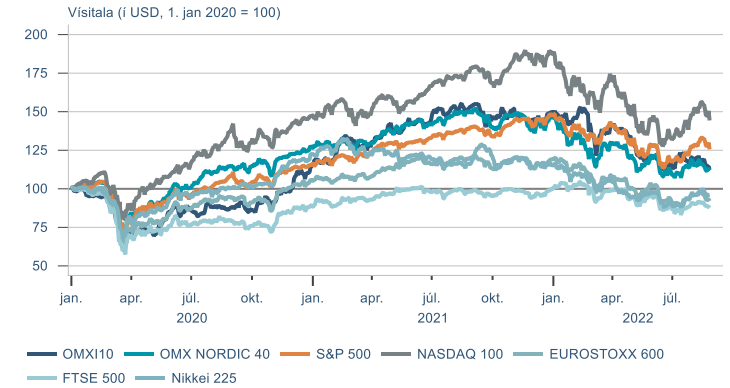
OMX-vísitölur



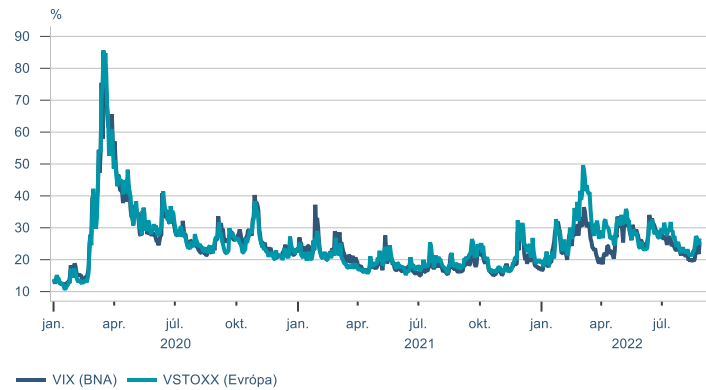
Það sem af er ári



Hlutabréfavisitölur

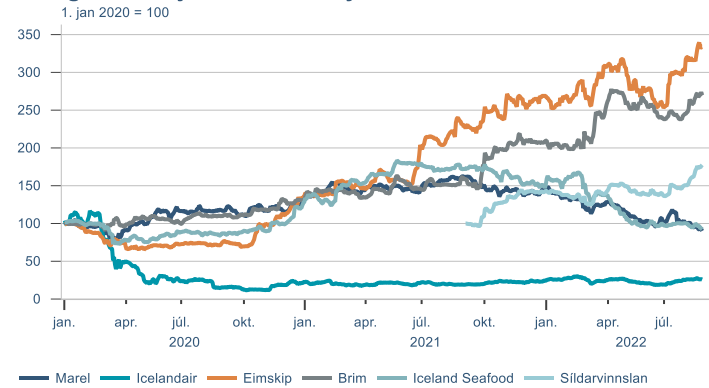


Vix-vísitölur

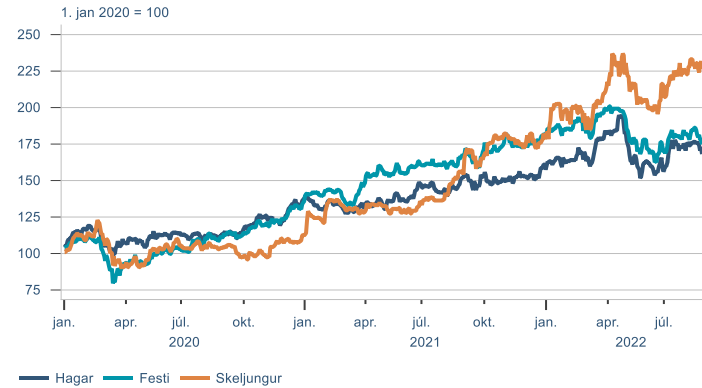


# Hlutabréf

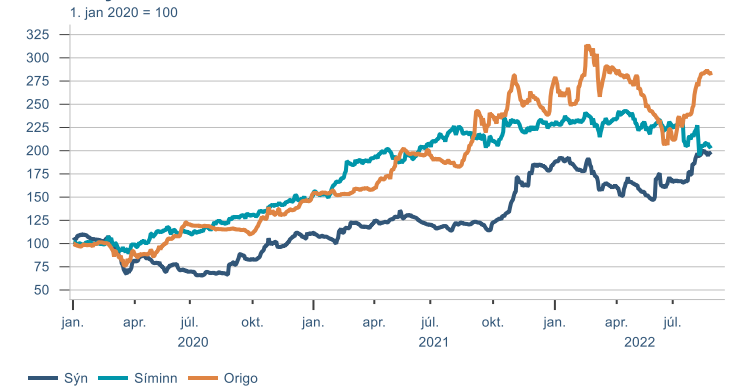
## Félög með tekjur í erlendri mynt



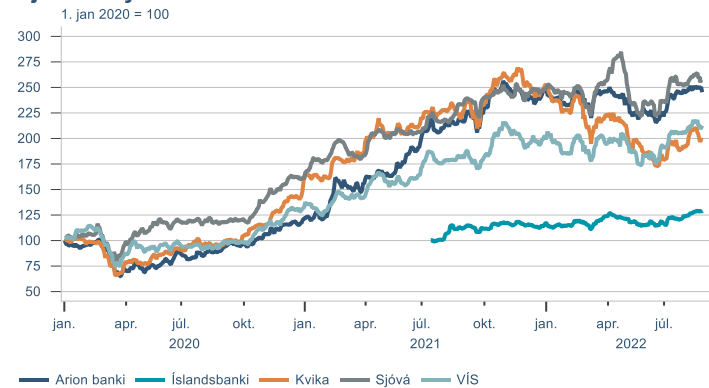
## Smásala



## Tæknifyrirtæki



## Fjármálfyrirtæki

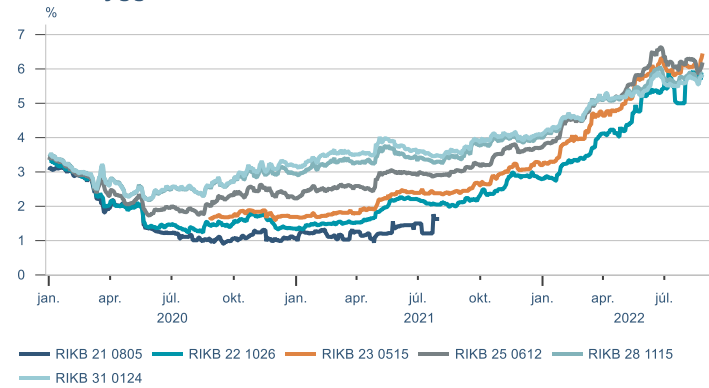


## Fasteignafélög

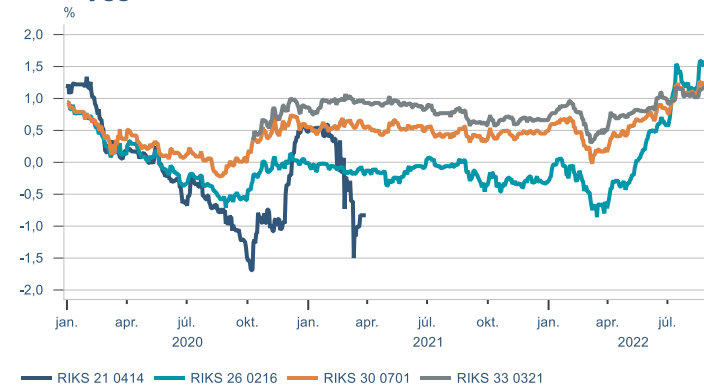


# Skuldabréf

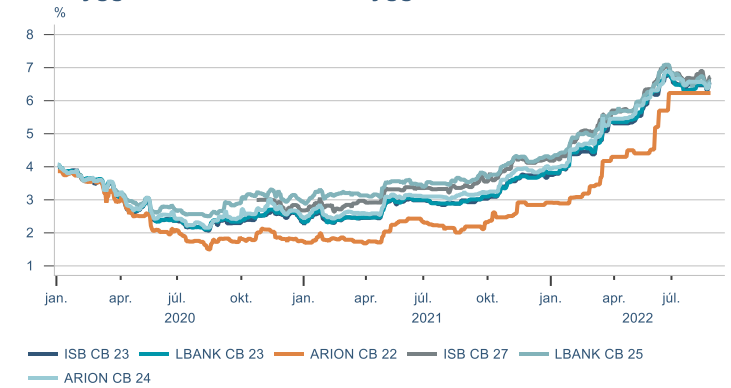
## Óverðtryggð ríkisbréf



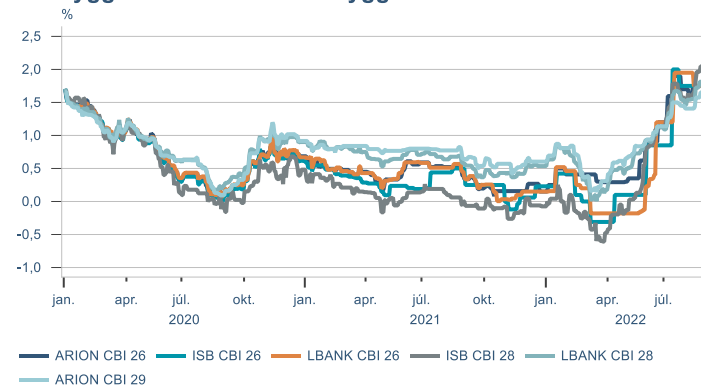
## Verðtryggð ríkisbréf



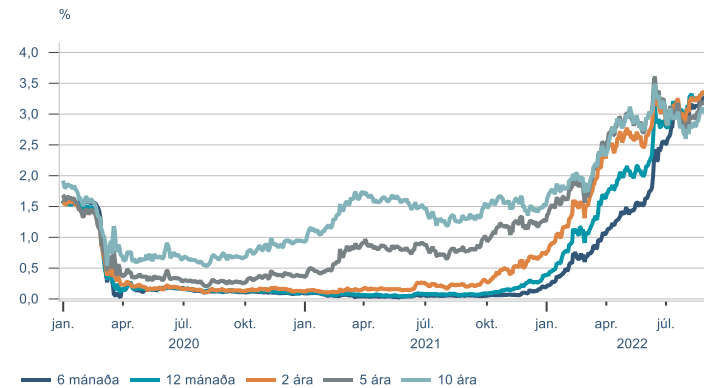
## Sértryggð skuldabréf - óverðtryggð



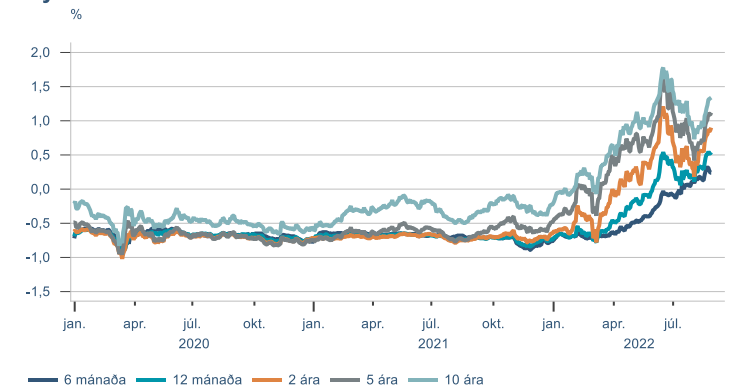
## Sértryggð skuldabréf - verðtryggð



## Bandarísk ríkisskuldabréf



## Þýsk ríkisskuldabréf



# Gjaldeyrir

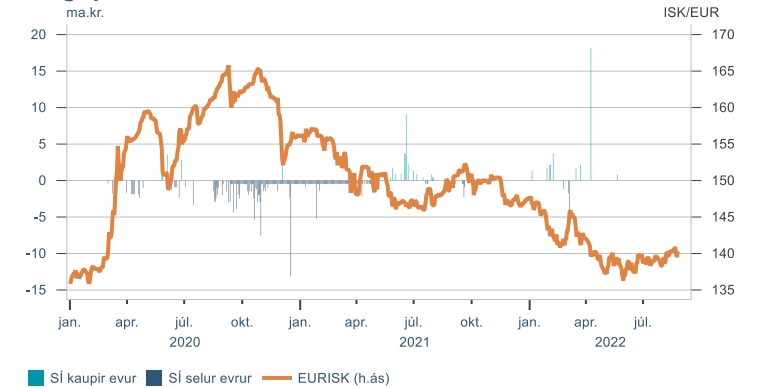
## Gengi krónunnar



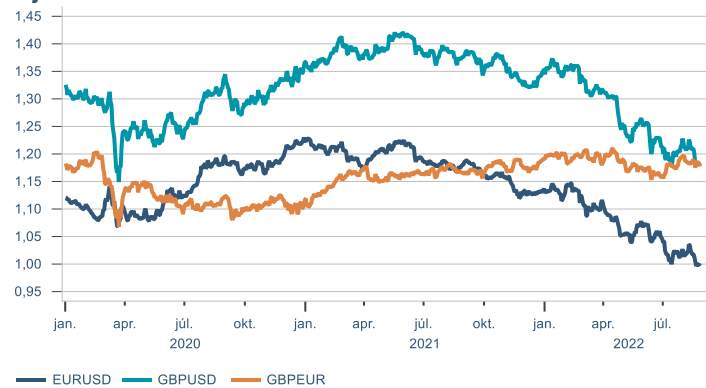
## Gengisvísitalan



## Inngrip SÍ



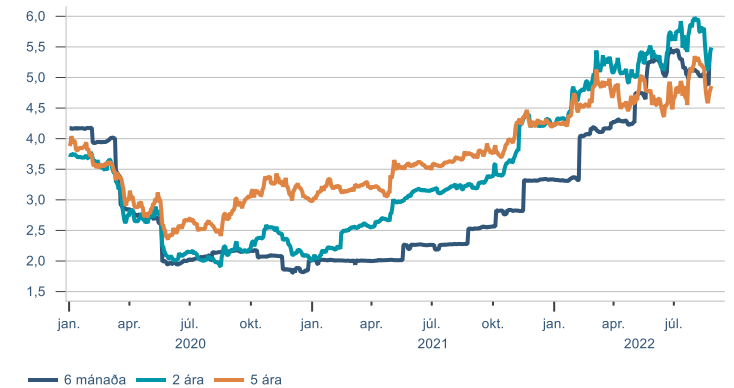
## Gjaldmiðlakrossar



## Raugengi

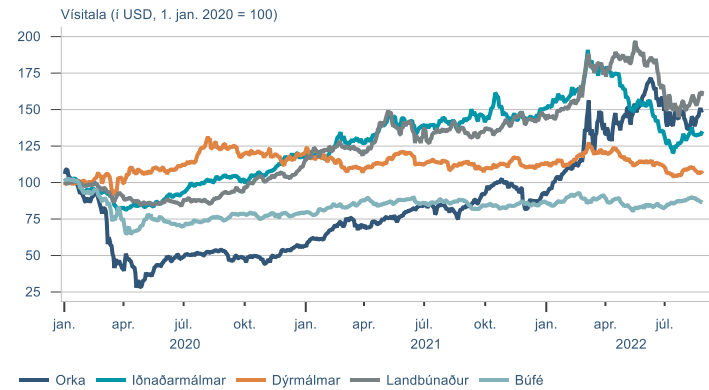


## Vaxtamunur við evru



# Hrávörur

## S&P GSCI hrávörusítiölur



## Álverð

3 mánaða framvirk verð, LME



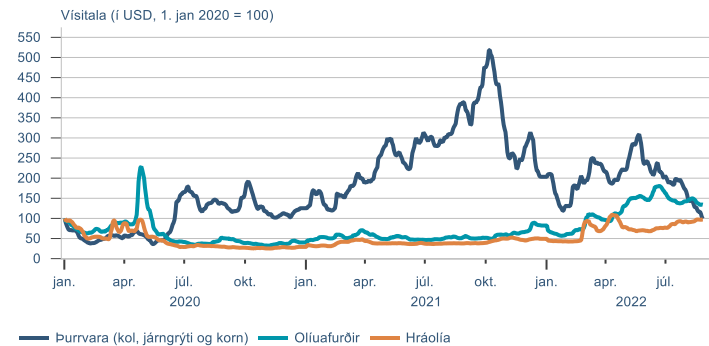
## Heimsmarkaðsverð á olíu

Brent



## Flutningskostnaður

Baltic exchange visitölur





## Hlutabréf

	Áramót	1M	3M	12M	
OMXI10	2777,9	-18,2%	-1,0%	3,3%	-17,5%
Brim	98,0	28,7%	13,3%	1,6%	77,9%
Eimskip	605,0	22,9%	12,0%	23,5%	40,3%
Icelandair	2,0	7,1%	8,2%	22,6%	36,4%
Iceland Seafood	9,1	-38,9%	-8,1%	-3,7%	-48,1%
Marel	534,0	-38,3%	-11,6%	-11,9%	-43,4%
Sildarvinnslan	122,5	23,7%	21,3%	28,1%	82,7%
Festi	214,0	-3,3%	-3,2%	2,9%	6,3%
Hagar	70,0	3,7%	-2,8%	6,9%	10,8%
Skeljungur	17,5	25,3%	2,3%	11,5%	45,2%
Nova	4,6		5,7%		
Origo	73,0	1,4%	17,7%	15,9%	40,4%
Síminn	10,6	-11,2%	-6,2%	-7,0%	-7,3%
Sýn	68,5	4,6%	10,5%	31,7%	62,3%
Arion	174,5	-0,5%	0,3%	10,4%	11,8%
Íslandsbanki	132,4	10,0%	6,8%	13,2%	14,7%
Kvika	21,0	-21,6%	4,5%	2,9%	-9,9%
Sjóvá	36,0	-5,3%	1,7%	16,1%	-3,6%
VÍS	19,7	6,9%	3,1%	22,4%	16,6%
Eik	13,7	15,2%	-8,7%	0,7%	23,8%
Reginn	32,8	1,2%	0,0%	-5,2%	14,3%
Reitir	96,5	13,5%	6,0%	3,8%	29,4%
Alvotech	1290,0		20,0%		
Ölgerðin	10,5		3,1%		

Heimild: Kodiak

## Gjaldeyri

	áramót	1M	3M	12M	
GVT	190,2	-2,7%	1,4%	3,0%	-1,9%
EUR	140,3	-4,9%	0,9%	1,4%	-5,6%
USD	140,2	7,5%	2,0%	8,0%	11,0%
GBP	165,9	-5,6%	0,8%	2,3%	-4,3%
DKK	18,9	-5,0%	1,0%	1,5%	-5,6%
SEK	13,3	-7,8%	-0,3%	1,2%	-8,5%
NOK	14,5	-1,8%	4,4%	7,8%	1,2%
CHF	145,5	1,9%	2,1%	8,0%	5,6%
JPY	1,02	-9,6%	1,8%	0,2%	-10,7%

Heimild: Kodiak

## Ríkisskuldabréf

	krafa	verð	meðalt.	ávöxtun			
				áramót	1M	3M	12M
RIKB 22 1026	5,77%	100,2	0,2	1,4%	0,4%	1,1%	1,4%
RIKB 23 0515	6,52%	96,6	0,7	-0,1%	0,3%	0,9%	-0,3%
RIKB 24 0415	6,33%	94,2	1,6	-2,0%	0,4%	0,6%	-2,3%
RIKB 25 0612	6,18%	104,5	2,6	-3,2%	0,6%	0,6%	-4,0%
RIKB 28 1115	5,90%	95,4	5,3	-6,8%	-0,1%	-1,1%	-8,3%
RIKB 31 0124	5,83%	104,3	6,5	-8,0%	-0,9%	-2,3%	-9,6%
RIKB 42 0217	5,34%	90,0	12,7		0,4%	-0,2%	
RIKS 26 0216	1,57%	99,8	3,4	0,9%	0,2%	-1,2%	4,3%
RIKS 30 0701	1,24%	115,0	7,1	2,6%	0,0%	-0,4%	5,4%
RIKS 33 0321	1,17%	118,1	9,2	3,5%	0,1%	0,1%	7,1%
RIKS 37 0115	1,08%	99,0	13,4		0,4%	1,8%	

Heimild: Kodiak

## Hlutabréfavisitölur

	áramót	1M	3M	n	
OMXI10	2777,9	-18,2%	-1,0%	3,3%	-17,5%
OMXN40	2117,1	-13,5%	-0,6%	2,6%	-12,2%
S&P 500	4057,7	-14,9%	3,5%	0,0%	-9,2%
FTSE 100	7427,3	0,6%	1,7%	-1,8%	4,2%

Heimild: Macrobond

---

Innihald og form skjals þessa er unnið af starfsmönnum Hagfræðideildar Landsbankans hf. (hagfraedideild@landsbankinn.is) og byggist á aðgengilegum opinberum upplýsingum á þeim tíma sem greiningin var unnin. Mat á þeim upplýsingum endurspeglar skoðanir starfsmanna Hagfræðideildar Landsbankans á þeim degi þegar greiningin er dagsett, en þær geta breyst án fyrirvara.

Landsbankinn hf. og starfsfólk hans taka ekki ábyrgð á viðskiptum sem byggð eru á þeim upplýsingum og skoðunum sem hér eru settar fram.

Bent skal á að Landsbankinn hf. getur á hverjum tíma haft beinna eða óbeinna hagsmuna að gæta, ýmist sjálfur, dótturfélög hans eða fyrir hönd viðskiptamanna, s.s. sem fjárfestir, lánardrottinn eða þjónustuaðili. Greiningar eru engu að síður unnar sjálfstætt af Hagfræðideild Landsbankans og innan Landsbankans eru í gildi reglur um aðskilnað starfssviða sem eru aðgengilegar á vef bankans.