

Vikubyrjun 25. júlí 2022

Hagfræðideild



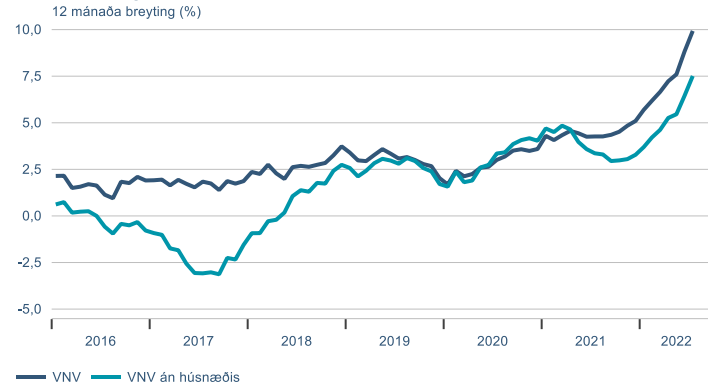
Dagatal

Vikud.	Dag.	kl.	Viðburður	Tímabil	Birtingaraðili
mán	25. júl.		Fasteignamarkaðurinn eftir landshlutum Útboð ríkisvíxla	jún	Þjóðskrá Lánamál ríkisins
þri	26. júl.	9:00	Gjaldprot og fyrri virkni fyrirtækja	jún	Hagstofan
mið	27. júl.	9:00	Lánasjóðir ríkisins	jún	Seðlabankinn
		9:00	Verðbr.-, fjárfest.- og fagfjárfestasjóðir	jún	Seðlabankinn
		9:00	Önnur fjármálafyrirtæki	jún	Seðlabankinn
			Árshlutauppgjör	2.ársfj.	Arion banki
			Árshlutauppgjör	2.ársfj.	Festi
			Árshlutauppgjör	2.ársfj.	Marel
fim	28. júl.	9:00	Verðbréfafjárfesting	jún	Seðlabankinn
			Viðskipti með atvinnuhúsnæði	jún	Þjóðskrá
			Árshlutauppgjör	2.ársfj.	Íslandsbanki
fös	29. júl.	9:00	Gistinætur	jún	Hagstofan
		9:00	Vöruviðskipti (uppfærðar tölur)	jan -jún	Hagstofan
		9:00	Staða markaðsverðbréfa	jún	Seðlabankinn
			Ferðaþjónustan í tölum	júl	Ferðamálastofa
			Hverjir eiga viðskipti með íbúðarhúsnæði?	2. ársfj.	Þjóðskrá

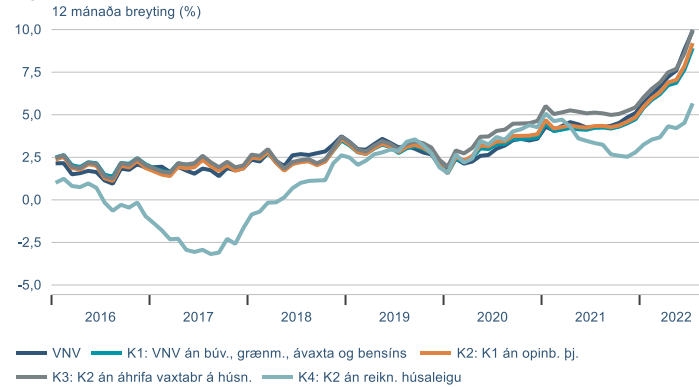
▶ Efnahagsmál

Verðlag

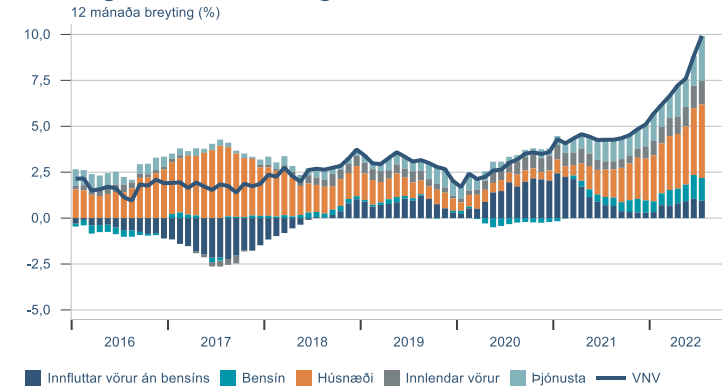
Visitala neysluverðs



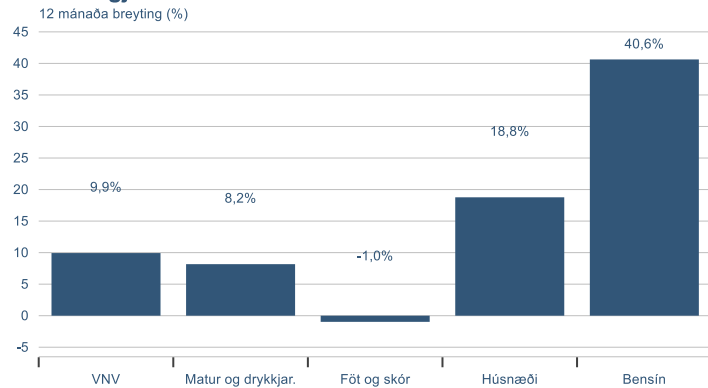
Kjarnavísitölur



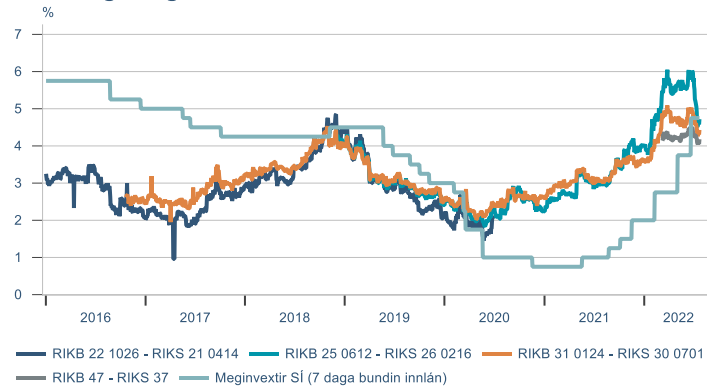
Framlag undirliða verðbólgu



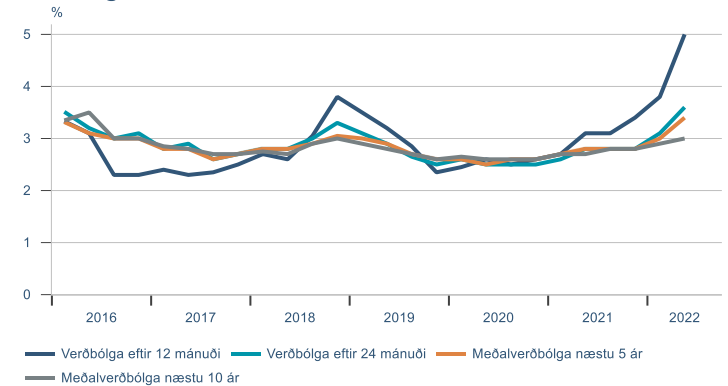
Valdir útgjaldaliðir



Verðbólguálag á skuldabréfamarkaði

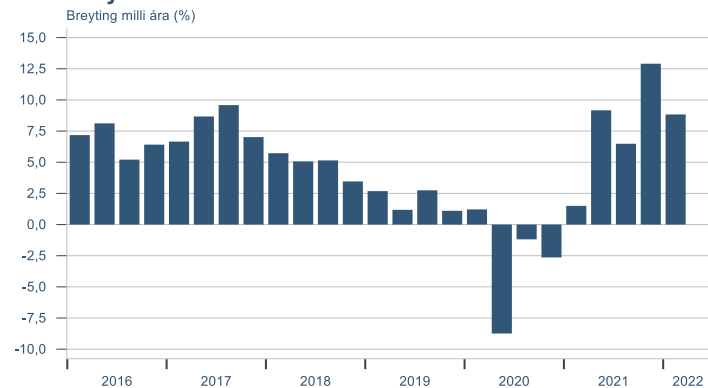


Væntingakönnun markaðsaðila

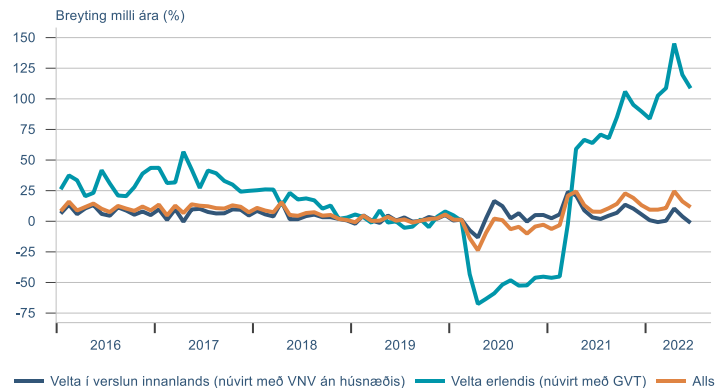


Heimilin

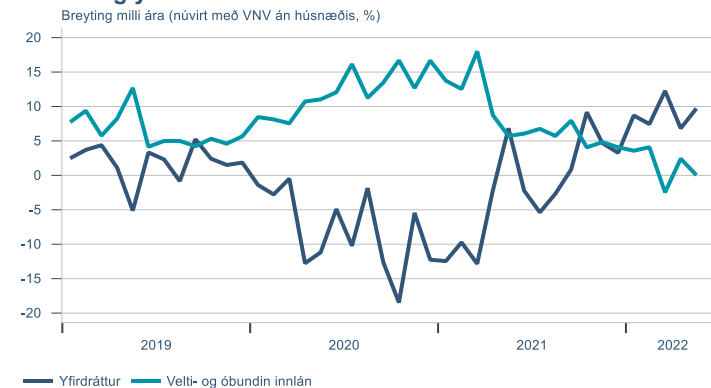
Einkaneysla



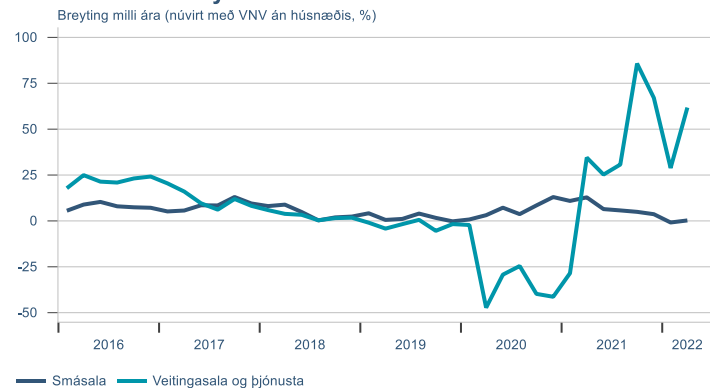
Greiðslukortavelta



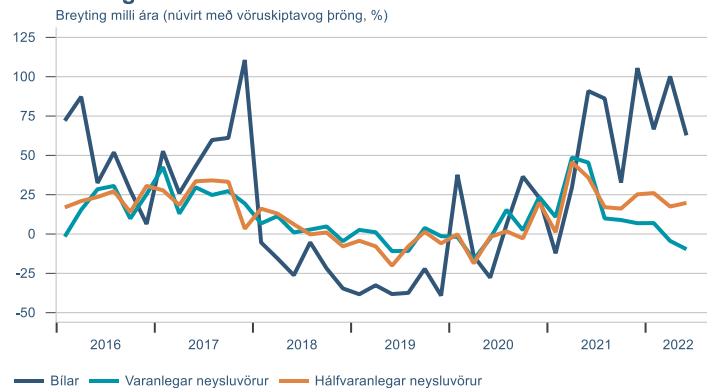
Innlán og yfirdráttur heimilana



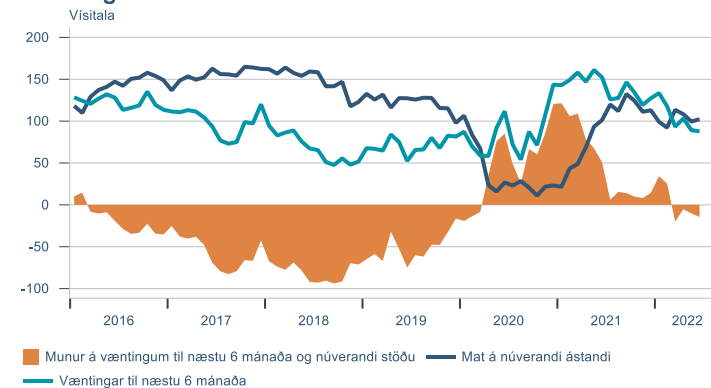
Velta skv. VSK-skýrslum



Innflutningur

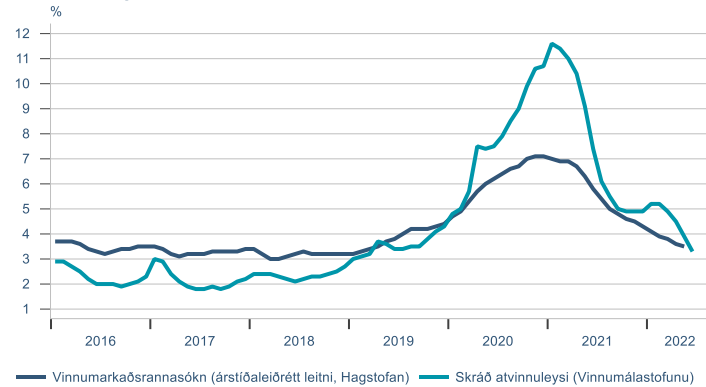


Væntingarvísitala

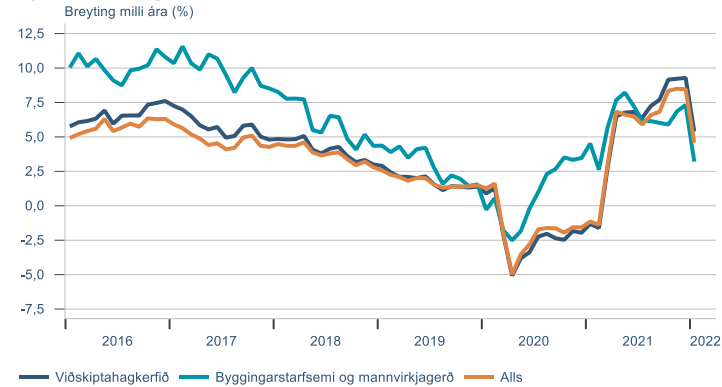


Vinnumarkaðurinn

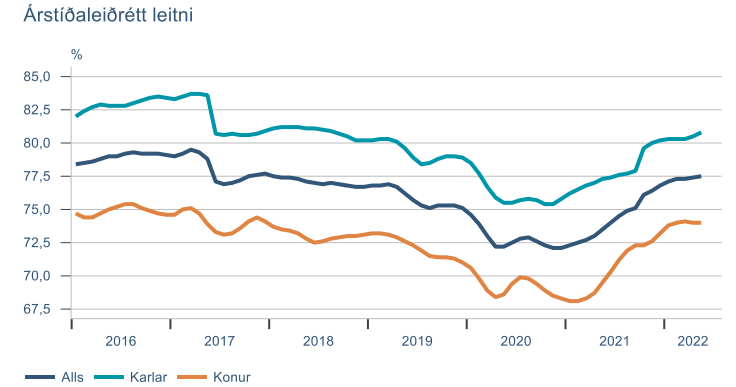
Atvinnuleysi



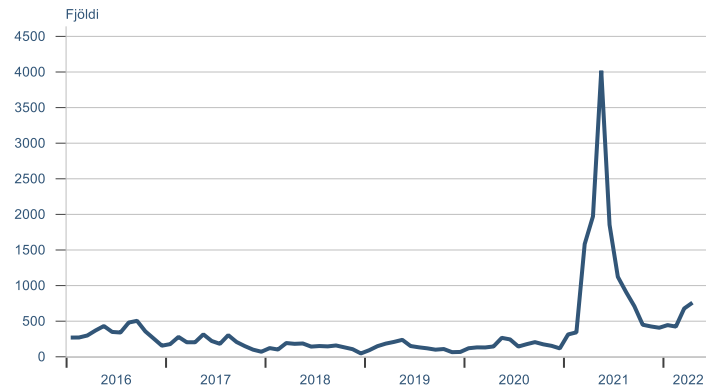
Fjöldi launagreiðenda



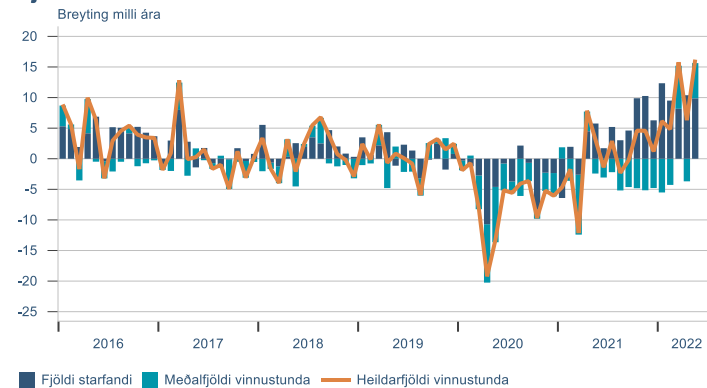
Atvinnuþáttaka



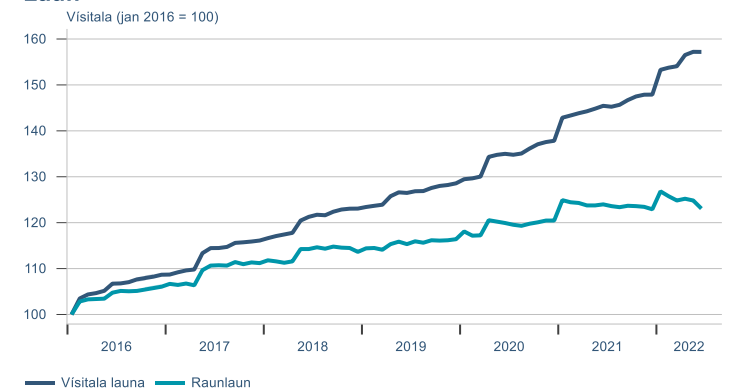
Laus störf



Fjöldi vinnustunda

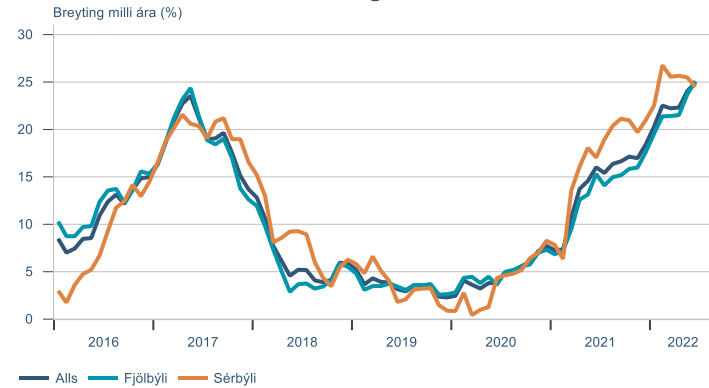


Laun

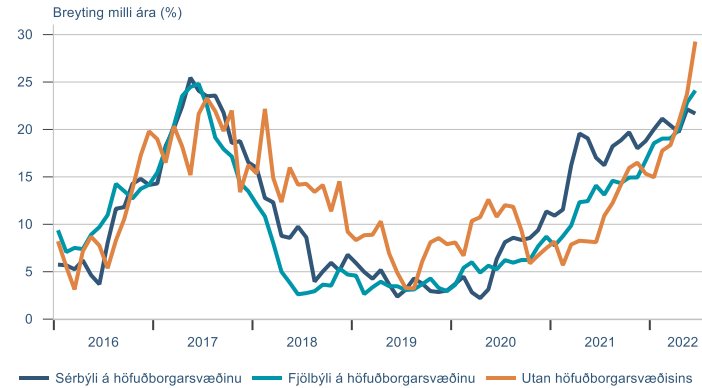


Fasteignamarkaðurinn

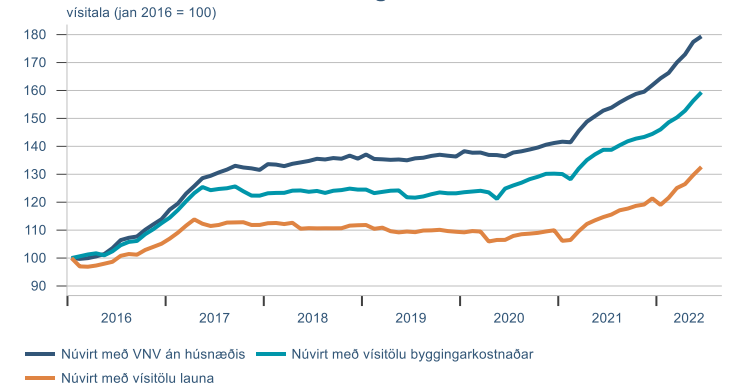
Vísitala íbúðaverðs á höfuðborgarsvæðinu



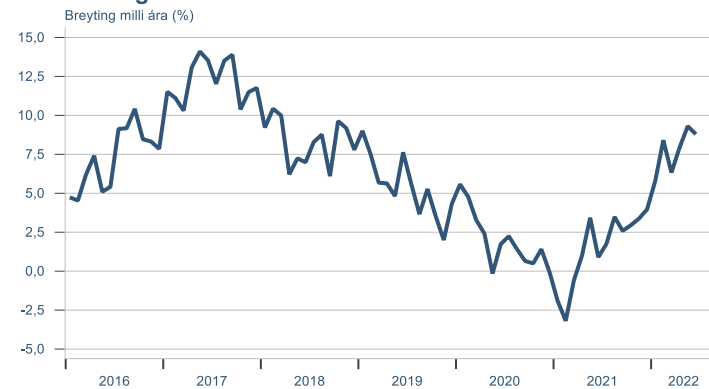
Vísitala markaðsverðs húsnæðis



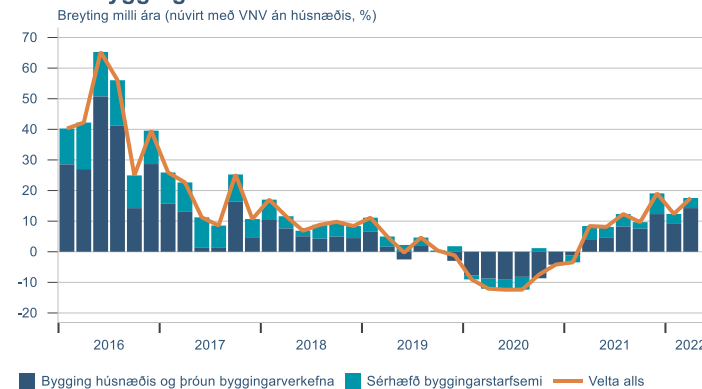
Vísitala íbúðaverðs á höfuðborgarsvæðinu



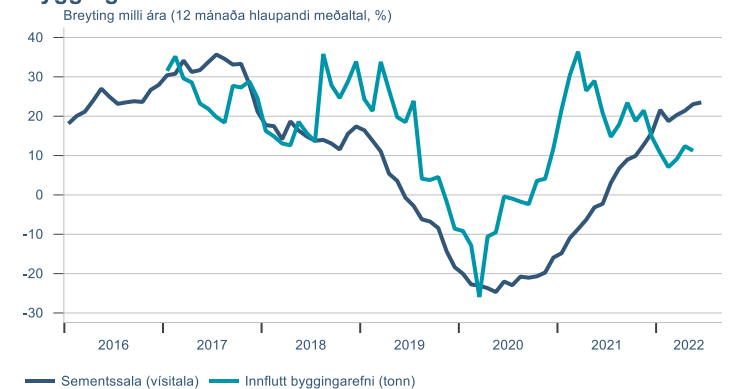
Vísitala leiguverðs



Velta í byggingariðnaði

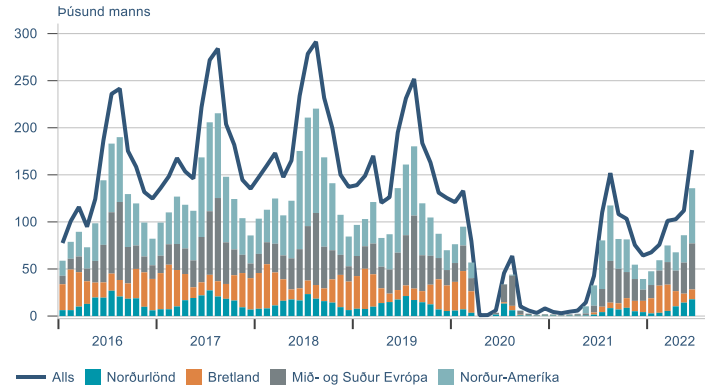


Byggingarvörur



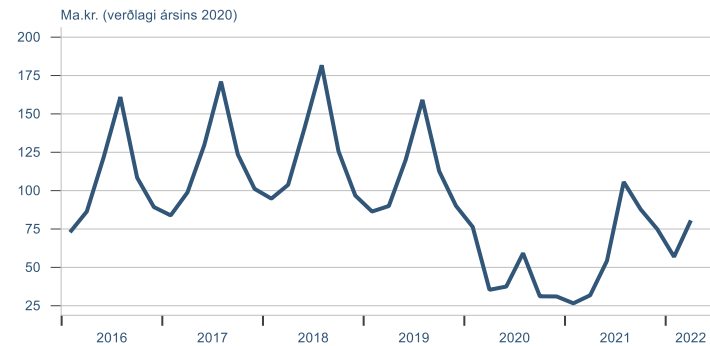
Ferðaþjónustan

Erlendir ferðamenn um Leifstjóð



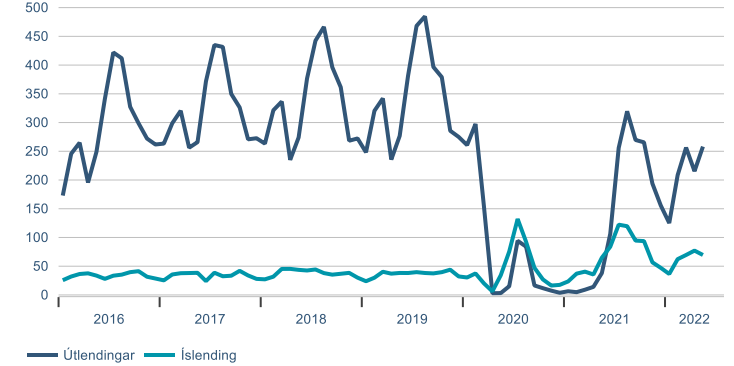
Velta í ferðaþjónustu

Velta á VSK-tímabili (2 mánuðir)



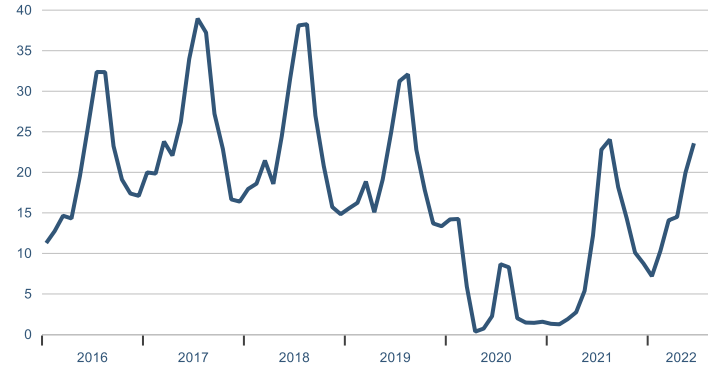
Gistinætur á hótélum

Þúsund nætur



Velta erlendra greiðslukorta

ma.kr. (föstu gengi)

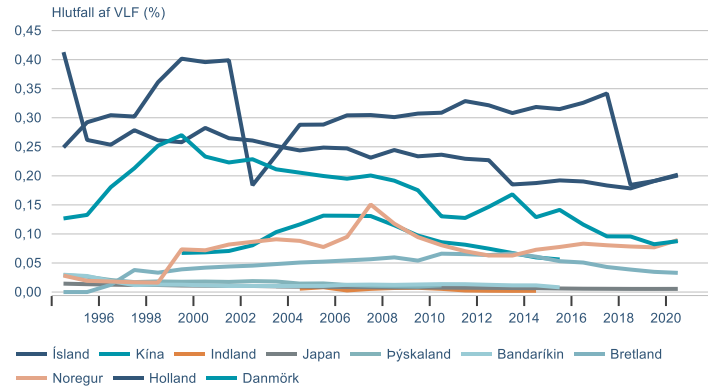


Fjöldi launagreiðenda í ferðaþjónustu

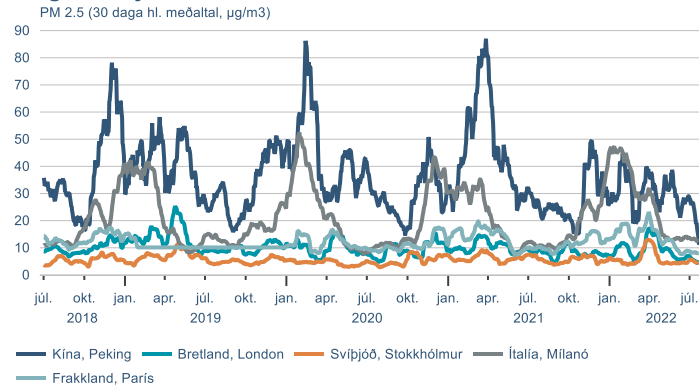


Sjálfbærni

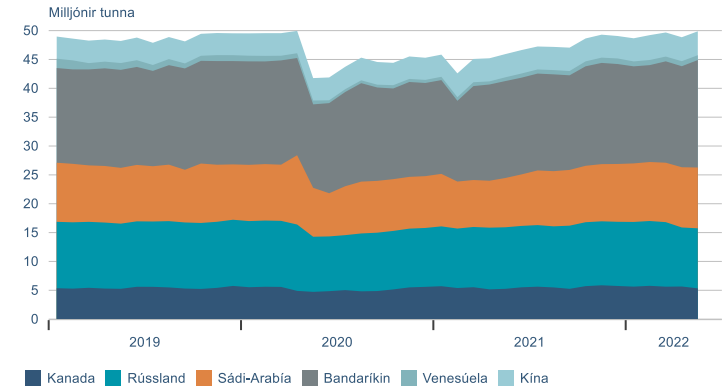
Umhverfisskattur



Magn svifryks



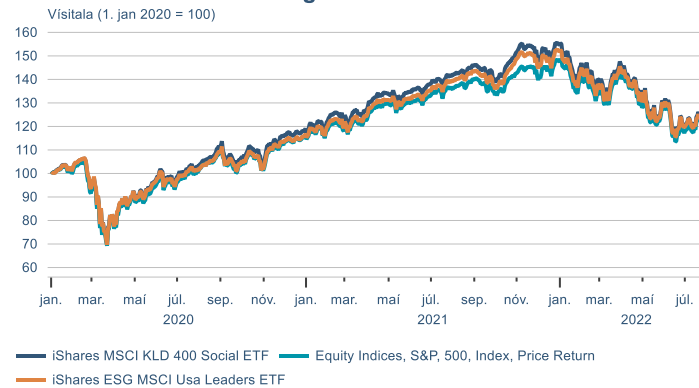
Framleiðsla hráolíu



EUA Losunarheimildir innan ETS viðskiptakerfisins



UFS Hlutabréfavisitölur og S&P 500

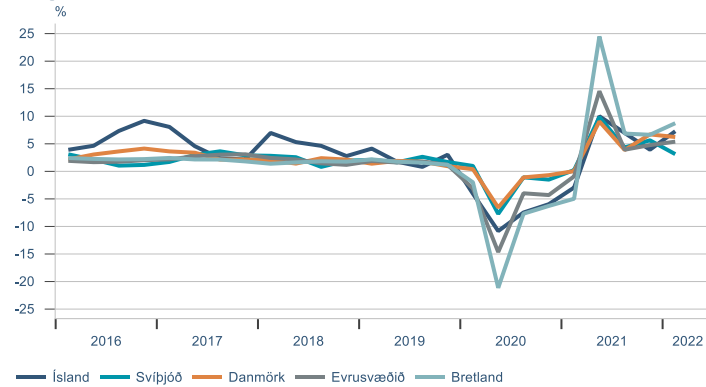


Hlutabréfavisitölur orkufyrirtækja (hluti af Eurofirst 300)

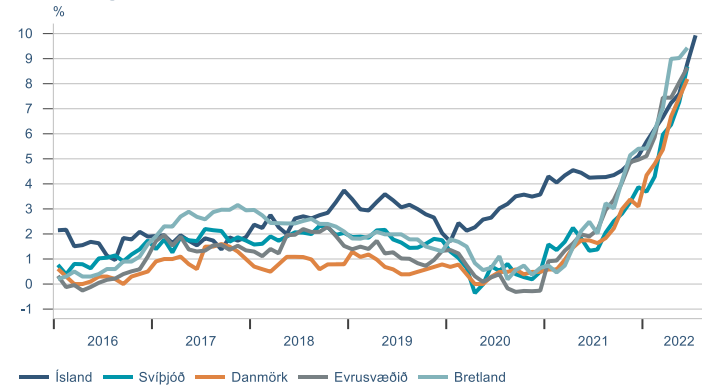


Alþjóðlegur samanburður

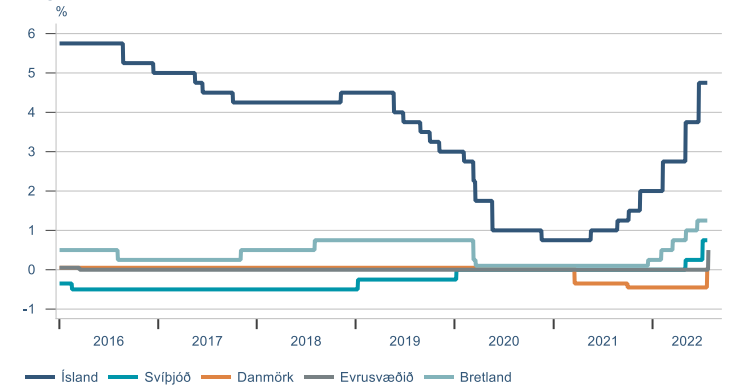
Hagvöxtur



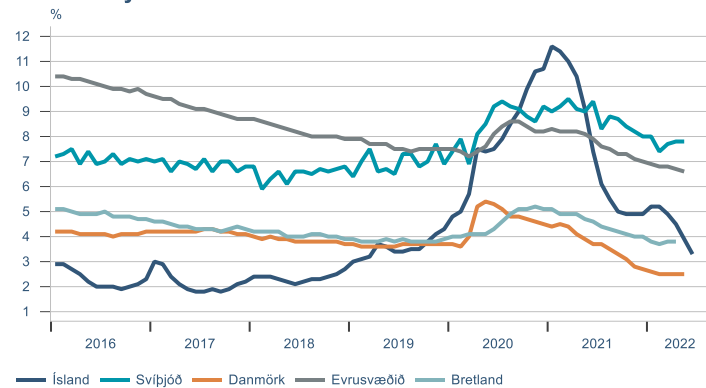
Verðbólga



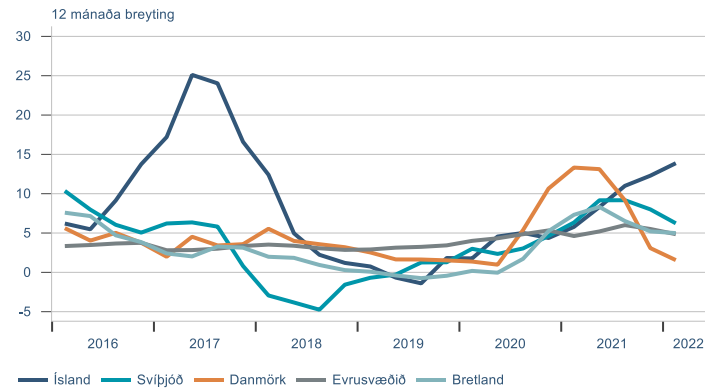
Stýrivextir



Atvinnuleysi



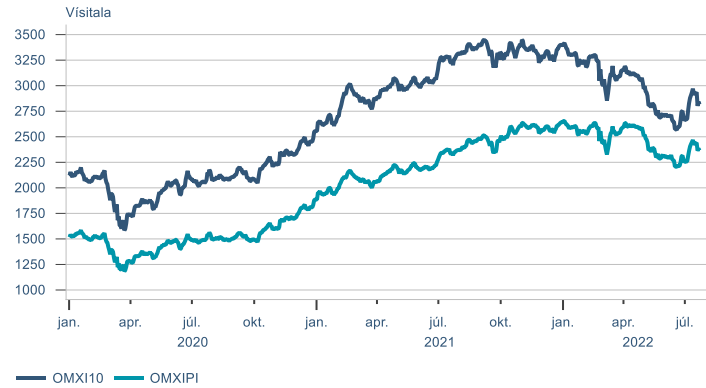
Rauverð íbúða



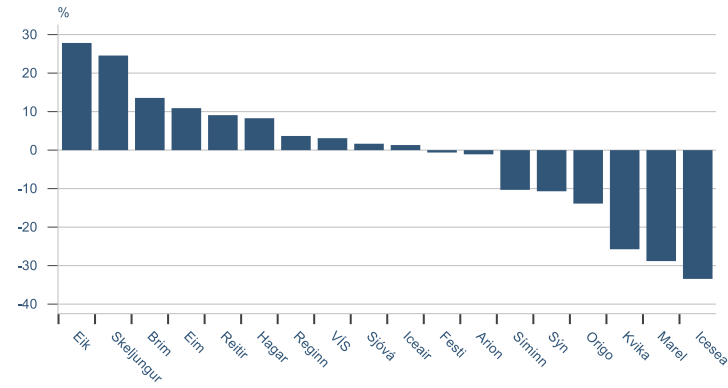
► Fjármálamarkaðir

Hlutabréf

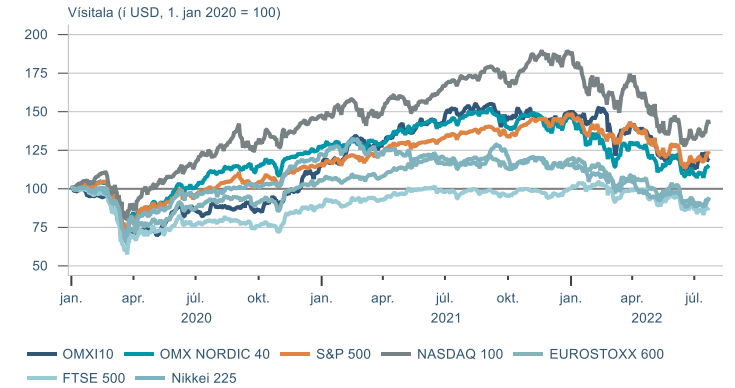
OMX-vísitölur



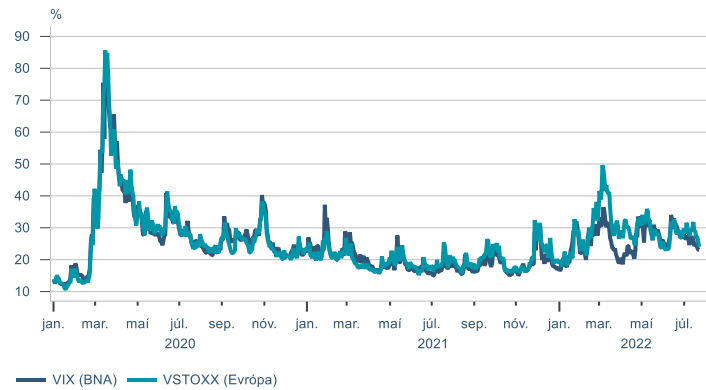
Það sem af er ári



Hlutabréfavisitölur

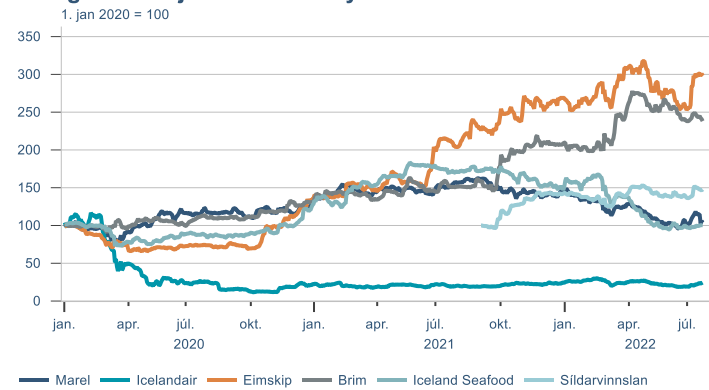


Vix-vísitölur

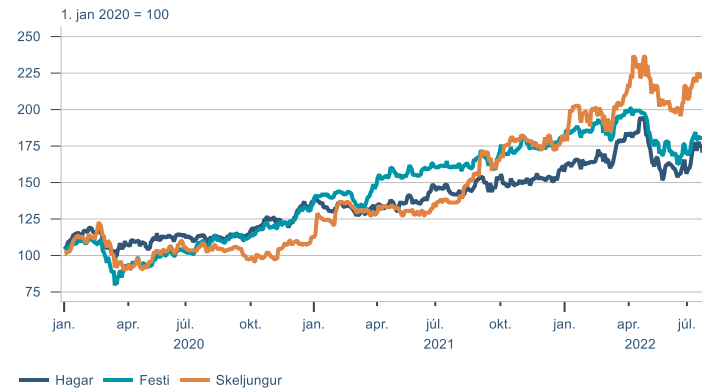


Hlutabréf

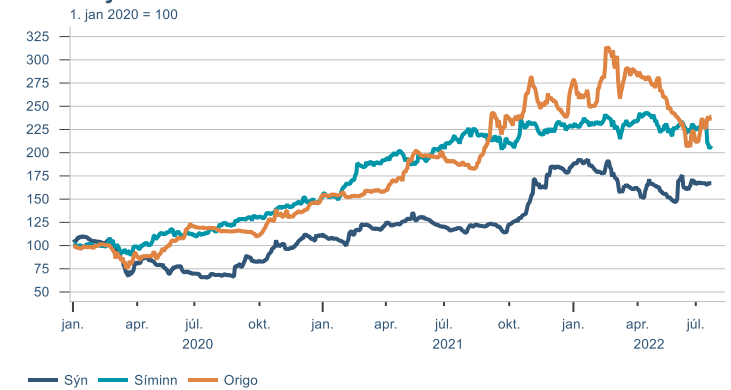
Félög með tekjur í erlendri mynt



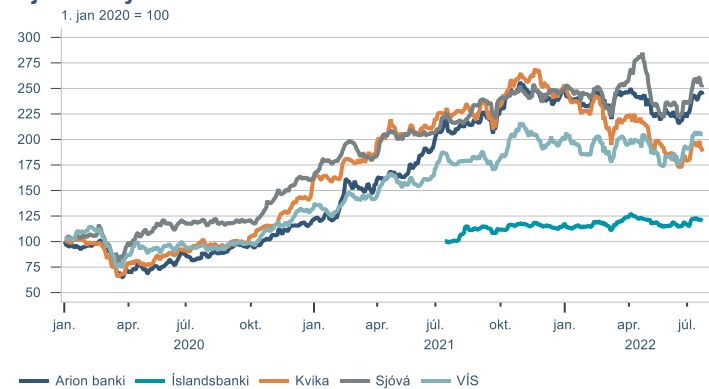
Smásala



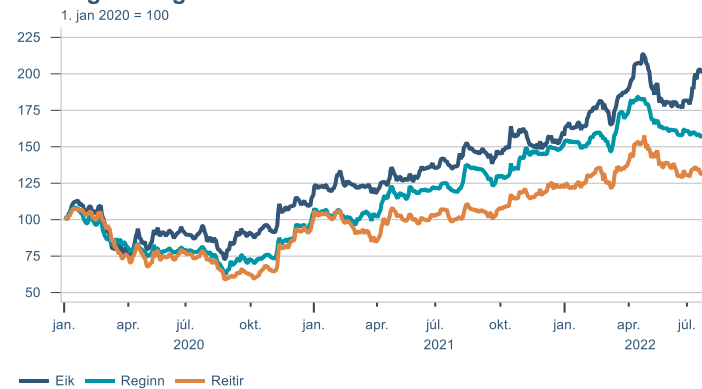
Tæknifyrirtæki



Fjármálfyrirtæki

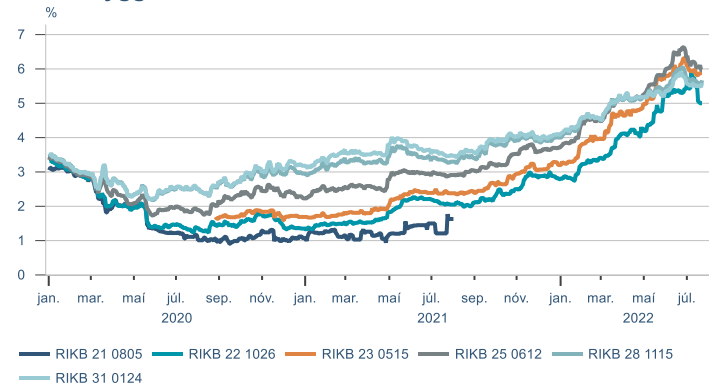


Fasteignafélög

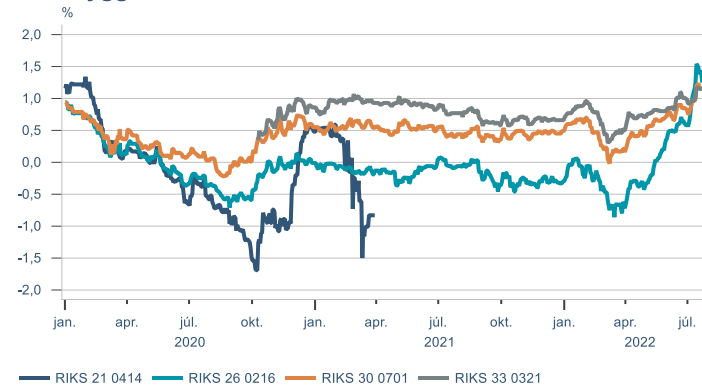


Skuldabréf

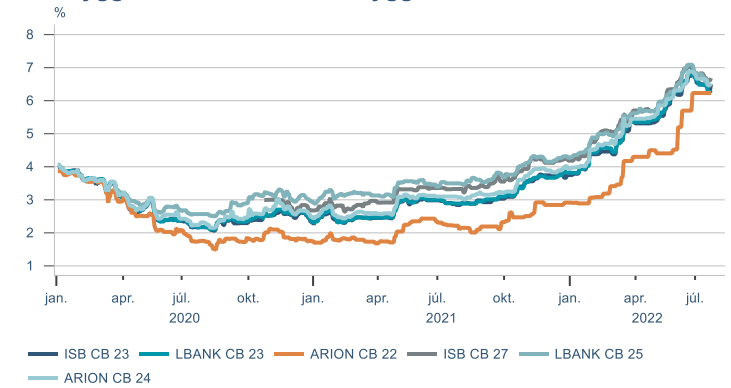
Óverðtryggð ríkisbréf



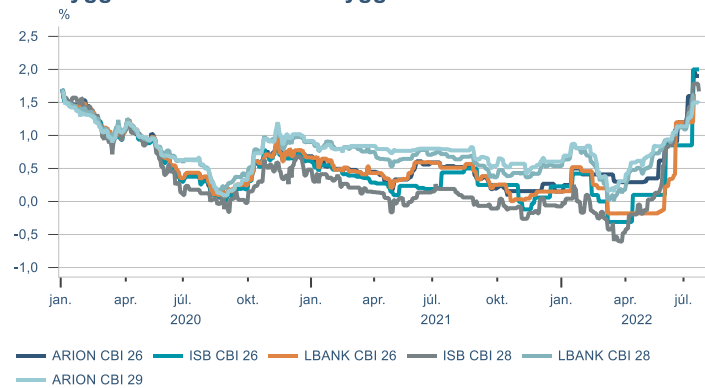
Verðtryggð ríkisbréf



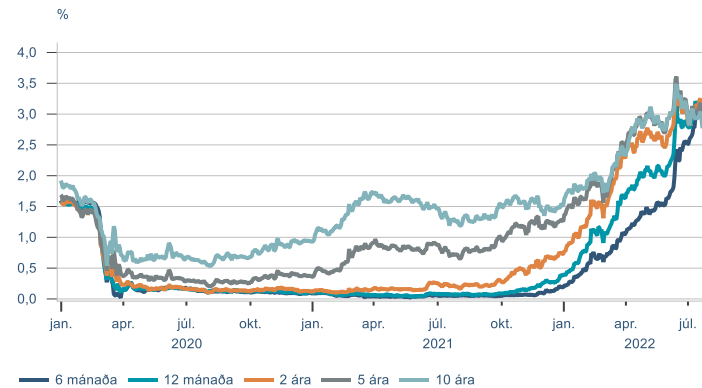
Sértryggð skuldabréf - óverðtryggð



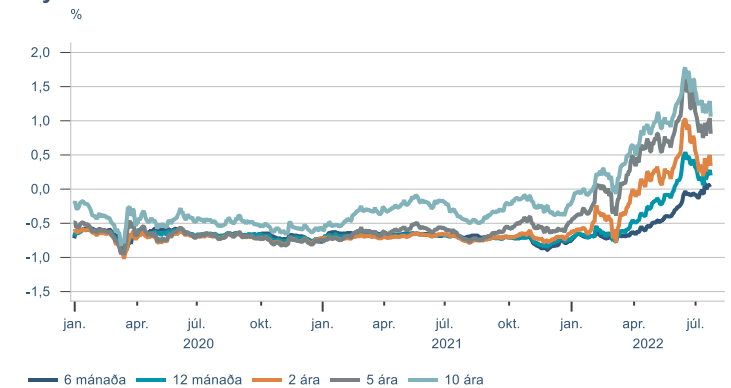
Sértryggð skuldabréf - verðtryggð



Bandarísk ríkisskuldabréf



Þýsk ríkisskuldabréf



Gjaldeyrir

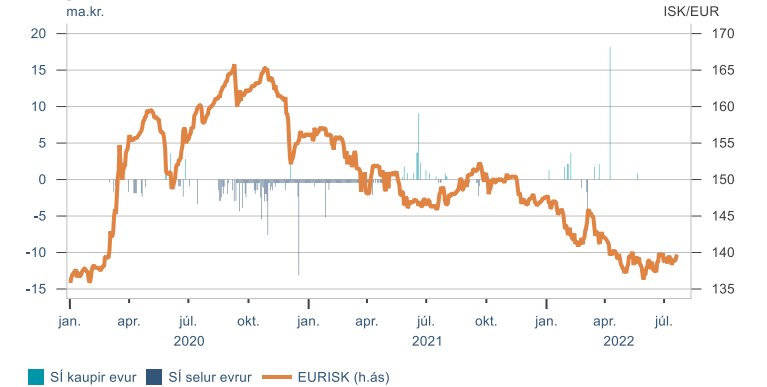
Gengi krónunnar



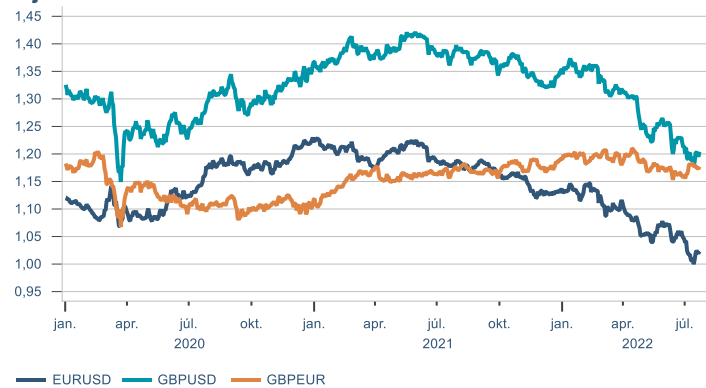
Gengisvísitalan



Inngrip SÍ



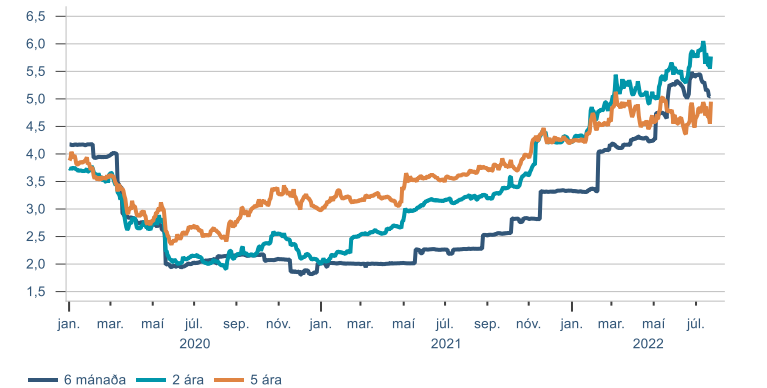
Gjaldmiðlakrossar



Raugengi

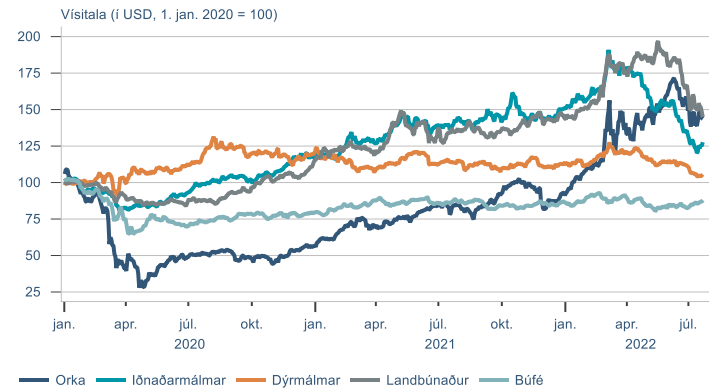


Vaxtamunur við evru



Hrávörur

S&P GSCI hrávörusítölur



Álverð

3 mánaða framvirk verð, LME



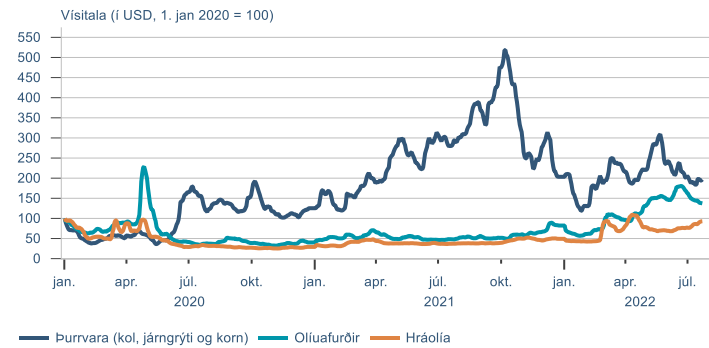
Heimsmarkaðsverð á olíu

Brent



Flutningskostnaður

Baltic exchange visitölur



Hlutabréf

		Áramót	1M	3M	12M
OMX10	2816,4	-17,1%	8,4%	-9,1%	-12,0%
Brim	86,5	13,6%	-1,7%	-12,6%	57,6%
Eimskip	540,0	9,7%	17,4%	-5,3%	39,9%
Icelandair	1,8	1,3%	30,3%	-8,3%	29,0%
Iceland Seafood	9,9	-33,4%	4,0%	-15,8%	-40,8%
Marel	616,0	-28,8%	6,2%	-14,4%	-30,6%
Síldarvinnslan	102,0	3,0%	7,1%	-1,4%	54,8%
Festi	220,0	-0,6%	6,8%	-9,8%	12,3%
Hagar	71,0	5,2%	9,7%	-15,0%	16,4%
Skeljungur	17,4	24,6%	15,2%	1,8%	65,3%
Nova	4,4		-4,3%		
Origo	62,0	-13,9%	13,8%	-15,1%	27,8%
Síminn	10,7	-10,3%	-8,5%	-15,1%	-2,5%
Sýn	58,5	-10,7%	2,6%	-2,5%	40,6%
Arion	173,5	-1,1%	11,6%	0,6%	18,1%
Íslandsbanki	123,4	2,5%	4,6%	-2,5%	20,9%
Kvika	19,9	-25,7%	8,6%	-15,0%	-15,1%
Sjóvá	35,4	-6,8%	12,7%	-9,7%	2,0%
VÍS	19,0	3,1%	14,5%	4,4%	16,2%
Eik	15,2	27,8%	13,4%	-2,6%	47,6%
Reginn	33,6	3,7%	0,0%	-13,8%	31,1%
Reitir	91,0	7,1%	1,7%	-12,5%	31,9%
Alvotech	1098,0				
Ölgerðin	10,2		8,4%		

Heimild: Kodiak

Gjaldeyri

		áramót	1M	3M	12M
GVT	187,6	-4,1%	1,6%	0,0%	-3,0%
EUR	139,5	-5,5%	0,6%	-0,2%	-5,9%
USD	136,9	5,0%	3,8%	5,9%	8,8%
GBP	163,9	-6,8%	1,5%	-1,6%	-5,4%
DKK	18,7	-5,6%	0,5%	-0,3%	-5,9%
SEK	13,4	-7,1%	2,8%	-1,7%	-7,7%
NOK	13,7	-7,0%	4,1%	-5,4%	-3,7%
CHF	141,9	-0,7%	3,9%	4,9%	3,7%
JPY	1,00	-11,7%	3,2%	-0,7%	-12,4%

Heimild: Kodiak

Ríkisskuldabréf

	krafa	verð	meðalt.	ávöxtun			
				áramót	1M	3M	12M
RIKB 22 1026	5,14%	100,5	0,3	1,0%	0,5%	0,7%	1,3%
RIKB 23 0515	6,04%	96,5	0,8	-0,4%	0,6%	0,3%	-0,3%
RIKB 24 0415	6,08%	94,3	1,7	-2,2%	1,2%	-0,3%	-2,7%
RIKB 25 0612	6,08%	104,9	2,7	-3,5%	1,7%	-0,9%	-4,7%
RIKB 28 1115	5,70%	96,4	5,4	-6,3%	2,1%	-1,4%	-8,7%
RIKB 31 0124	5,59%	106,0	6,7	-7,1%	2,4%	-1,2%	-9,5%
RIKB 42 0217	5,29%	90,5	12,8		3,4%	0,5%	
RIKS 26 0216	1,25%	100,9	3,5	0,5%	-0,5%	-2,3%	3,6%
RIKS 30 0701	1,12%	116,1	7,2	2,0%	-0,3%	-1,0%	3,6%
RIKS 33 0321	1,10%	119,0	9,3	2,7%	1,3%	0,1%	6,1%
RIKS 37 0115	1,07%	99,1	13,5		1,6%	2,4%	

Heimild: Kodiak

Hlutabréfavisitölur

		áramót	1M	3M	n
OMX10	2816,4	-17,1%	8,4%	-9,1%	-12,0%
OMXN40	2136,4	-12,7%	7,5%	-3,1%	-8,5%
S&P 500	3961,6	-16,9%	5,4%	-7,3%	-9,3%
FTSE 100	7276,4	-1,5%	2,6%	-3,3%	4,4%

Heimild: Macrobond

Innihald og form skjals þessa er unnið af starfsmönnum Hagfræðideildar Landsbankans hf. (hagfraedideild@landsbankinn.is) og byggist á aðgengilegum opinberum upplýsingum á þeim tíma sem greiningin var unnin. Mat á þeim upplýsingum endurspeglar skoðanir starfsmanna Hagfræðideildar Landsbankans á þeim degi þegar greiningin er dagsett, en þær geta breyst án fyrirvara.

Landsbankinn hf. og starfsfólk hans taka ekki ábyrgð á viðskiptum sem byggð eru á þeim upplýsingum og skoðunum sem hér eru settar fram.

Bent skal á að Landsbankinn hf. getur á hverjum tíma haft beinna eða óbeinna hagsmuna að gæta, ýmist sjálfur, dótturfélög hans eða fyrir hönd viðskiptamanna, s.s. sem fjárfestir, lánardrottinn eða þjónustuaðili. Greiningar eru engu að síður unnar sjálfstætt af Hagfræðideild Landsbankans og innan Landsbankans eru í gildi reglur um aðskilnað starfssviða sem eru aðgengilegar á vef bankans.