

Vikubyrjun 18. júlí 2022

Hagfræðideild



Dagatal

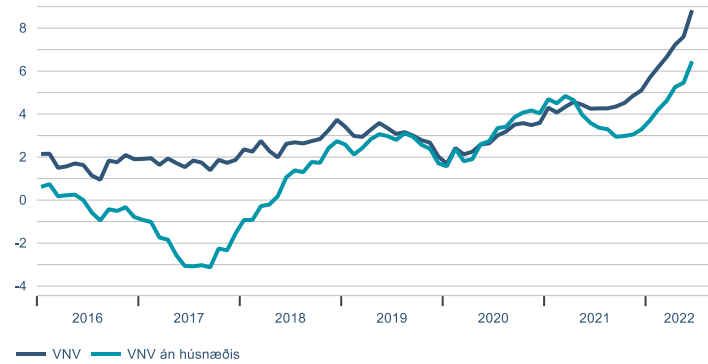
Vikud.	Dag.	kl.	Viðburður	Tímabil	Birtingaraðili
mán	18. júl.	9:00	Tryggingafélög	jún	Seðlabankinn
þri	19. júl.		Vísitala íbúðaverðs	jún	Þjóðskrá
mið	20. júl.	9:00	Samræmd vísitala neysluverðs	jún	Hagstofan
fim	21. júl.		Vísitala leiguverðs	jún	Þjóðskrá
			Árshlutauppgjör	2.ársfj.	Landsbankinn
fös	22. júl.	9:00	Vísitala neysluverðs	júl	Hagstofan
		9:00	Launavísitala og tengdar vísitölur	jún	Hagstofan
		9:00	Vísitala byggingarkostnaðar	júl	Hagstofan
		9:00	Vísitala framleiðsluverðs	jún	Hagstofan
		9:00	Bankakerfi	jún	Seðlabankinn
		9:00	Útboð verðbréfa	jún	Seðlabankinn
			Útboð ríkisbréfa		Lánamál ríkisins

▶ Efnahagsmál

Verðlag

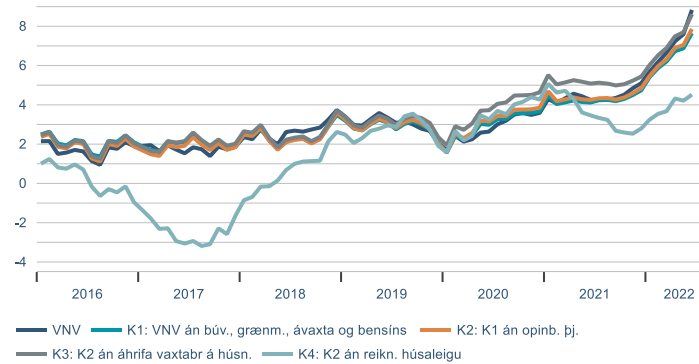
Visitala neysluverðs

12 mánaða breyting (%)



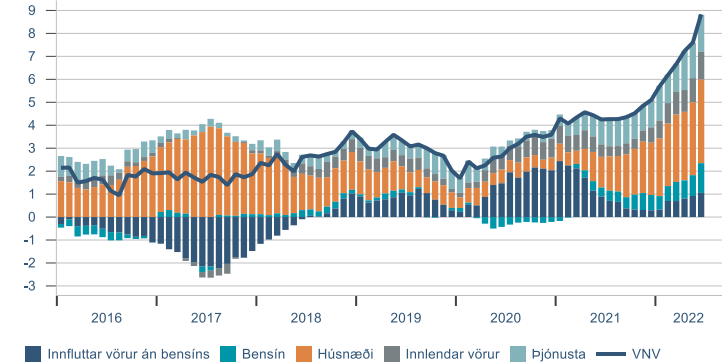
Kjarnavísitölur

12 mánaða breyting (%)



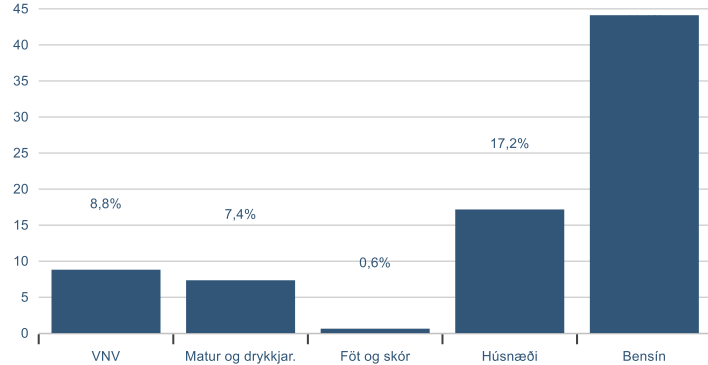
Framlag undirliða verðbólgu

12 mánaða breyting (%)



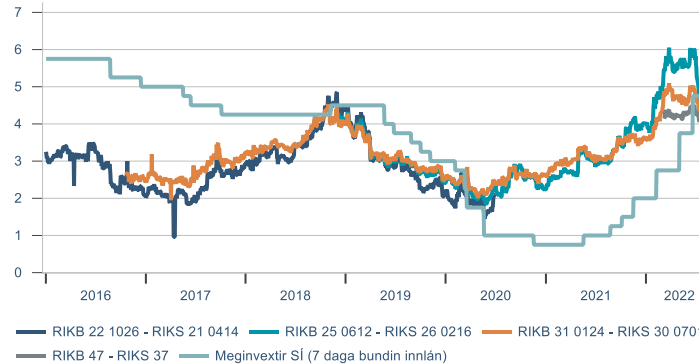
Valdir útgjaldaliðir

12 mánaða breyting (%)



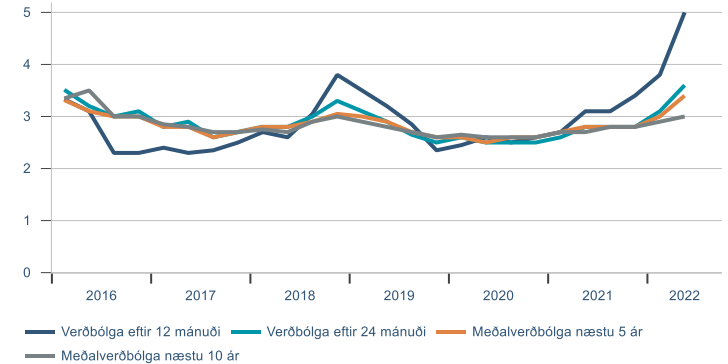
Verðbólguálag á skuldabréfamarkaði

%



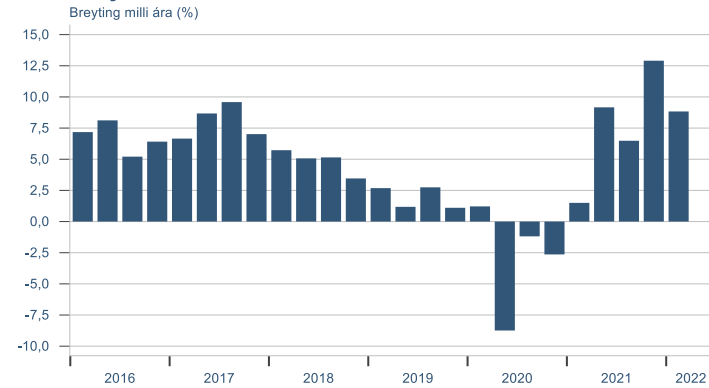
Væntingakönnun markaðsaðila

%

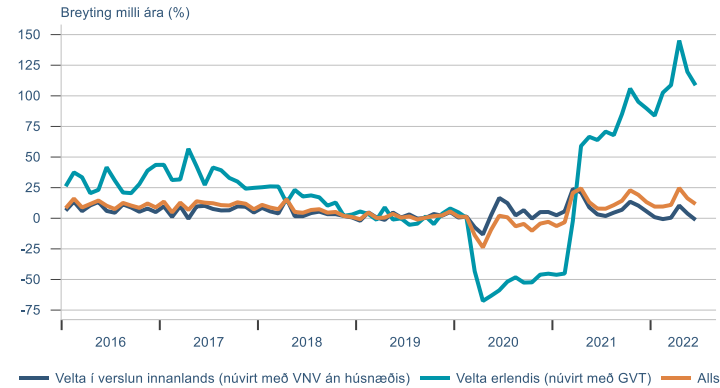


Heimilin

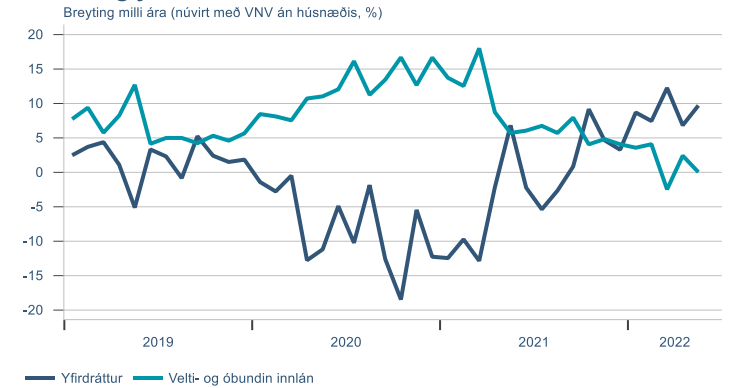
Einkaneysla



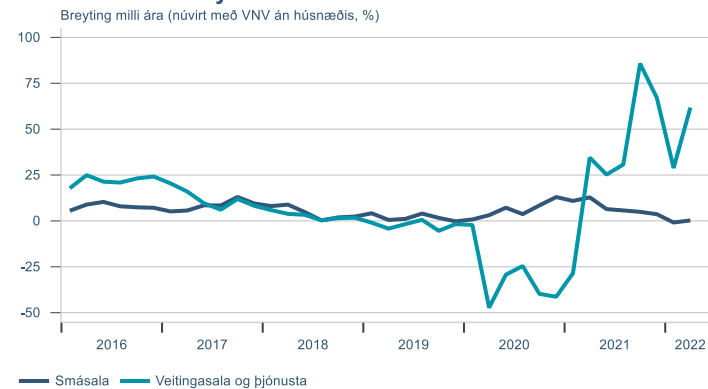
Greiðslukortavelta



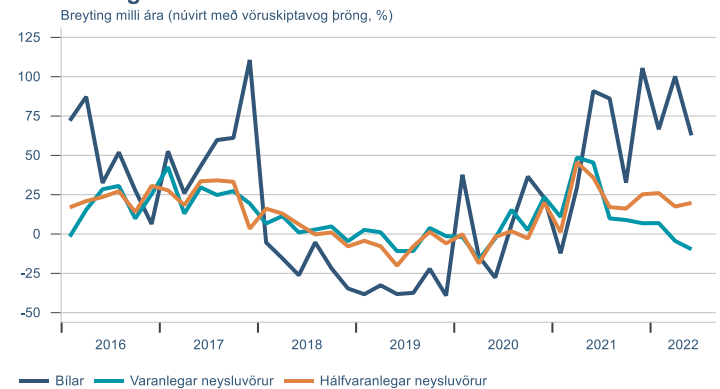
Innlán og yfirdráttur heimilana



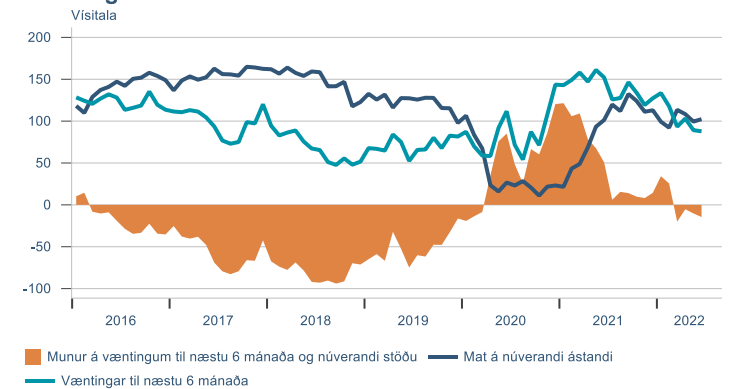
Velta skv. VSK-skýrslum



Innflutningur

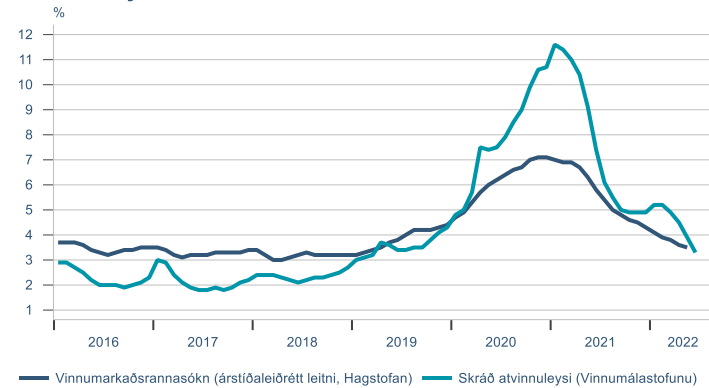


Væntingarvísitala

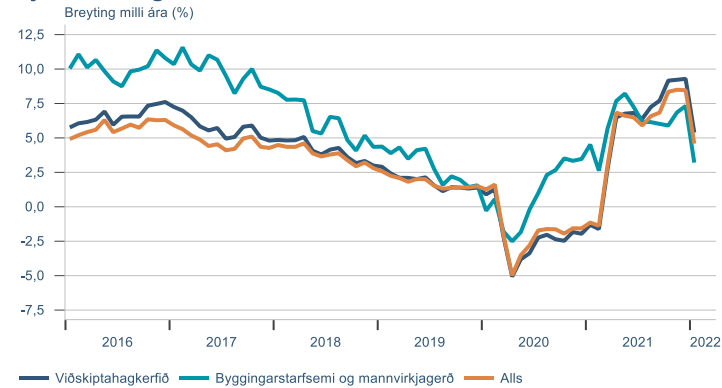


Vinnumarkaðurinn

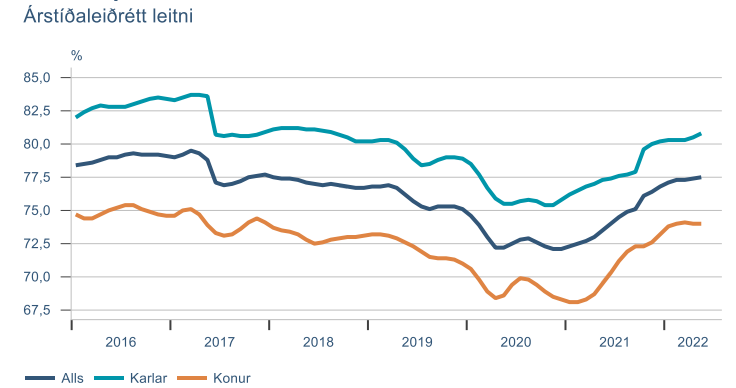
Atvinnuleysi



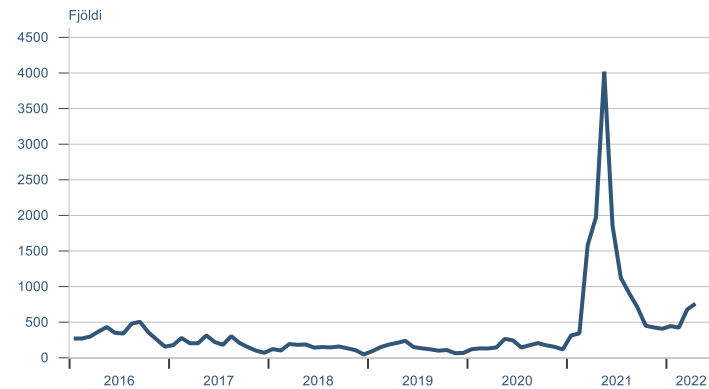
Fjöldi launagreiðenda



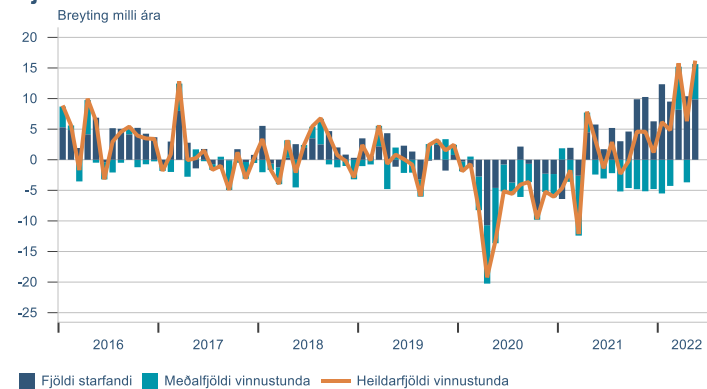
Atvinnuþáttaka



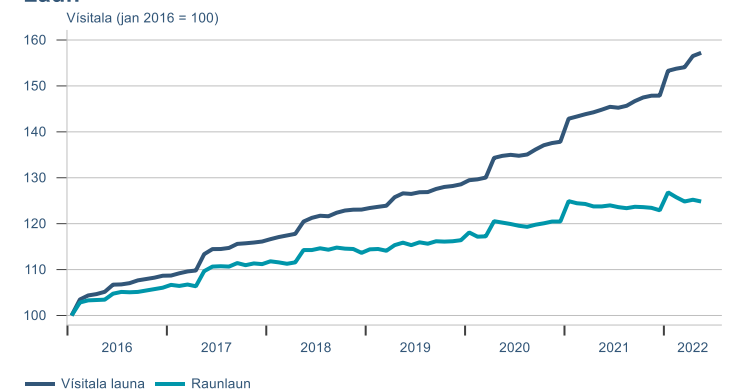
Laus störf



Fjöldi vinnustunda

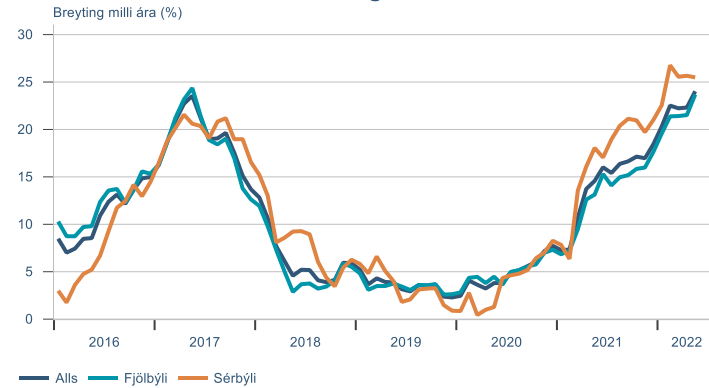


Laun

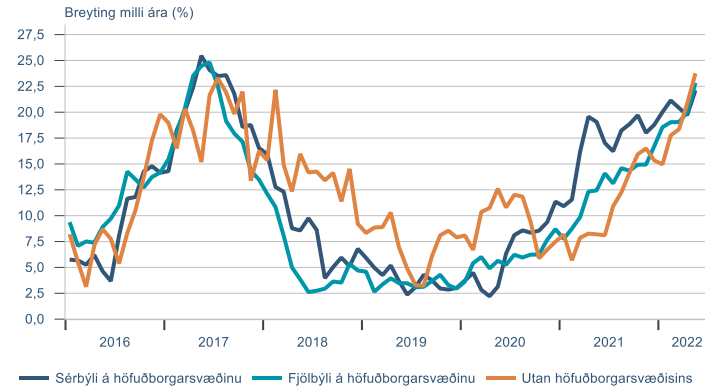


Fasteignamarkaðurinn

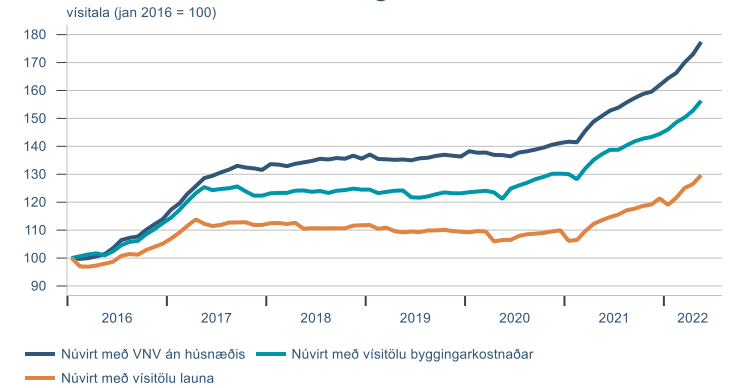
Vísitala íbúðaverðs á höfuðborgarsvæðinu



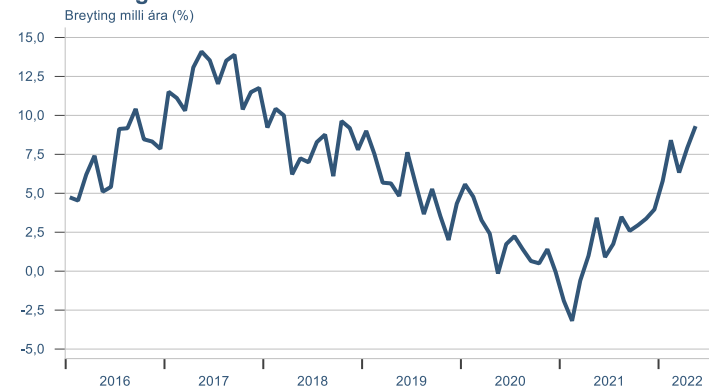
Vísitala markaðsverðs húsnæðis



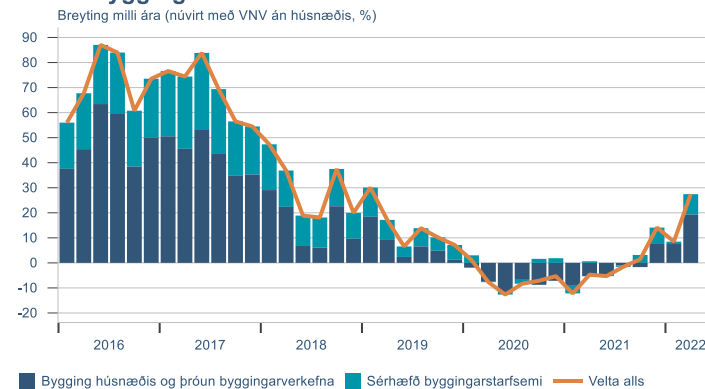
Vísitala íbúðaverðs á höfuðborgarsvæðinu



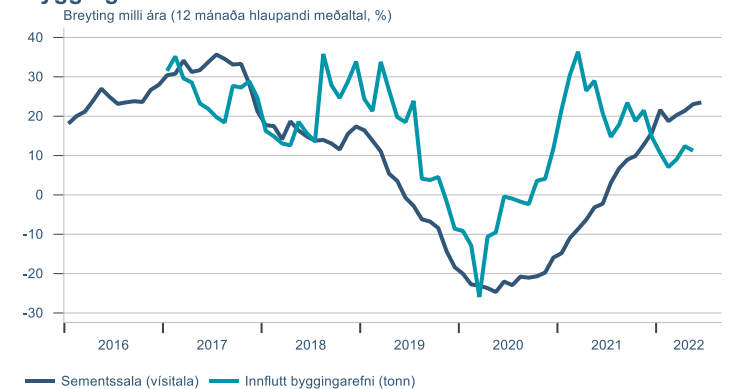
Vísitala leiguverðs



Velta í byggingariðnaði

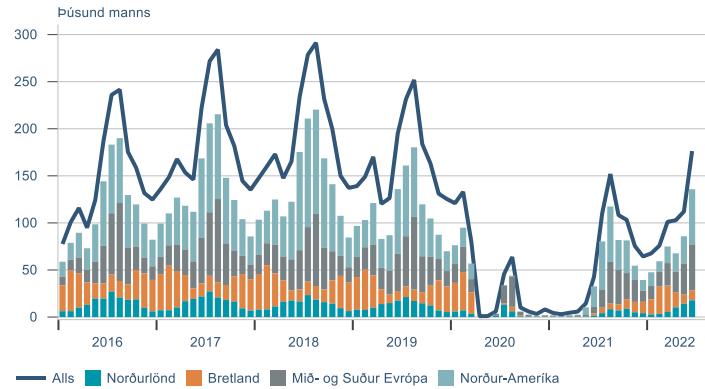


Byggingarvörur



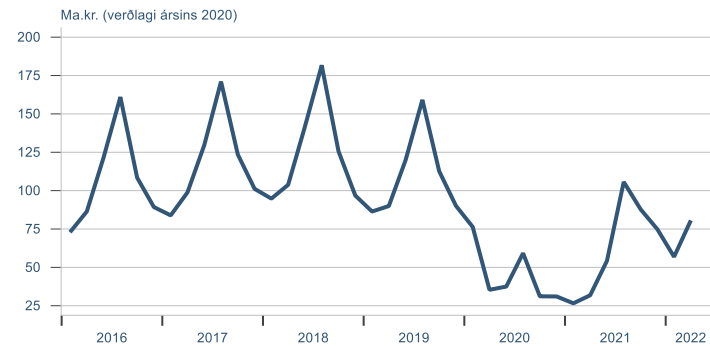
Ferðaþjónustan

Erlendir ferðamenn um Leifstöð



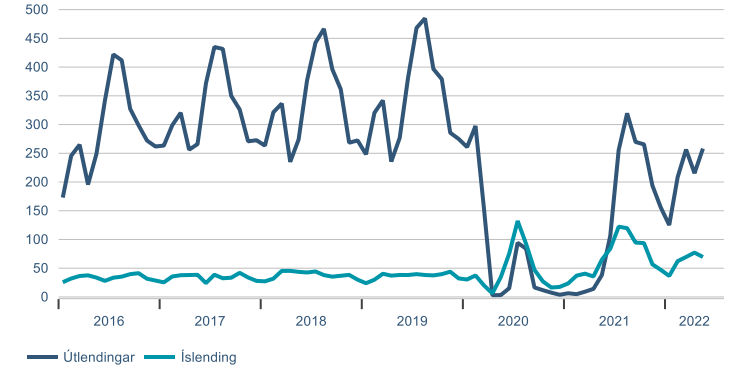
Velta í ferðaþjónustu

Velta á VSK-tímabili (2 mánuðir)



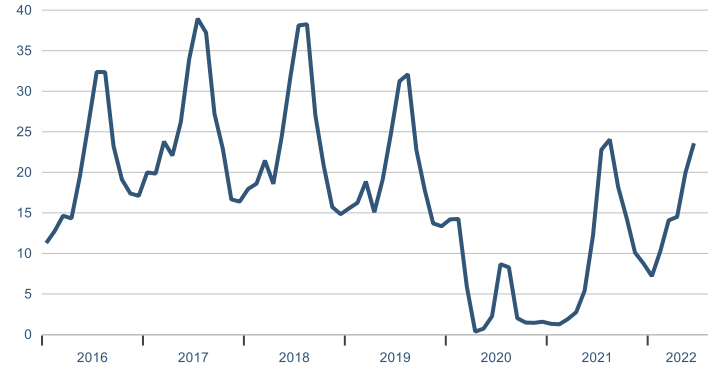
Gistinætur á hótélum

Þúsund nætur



Velta erlendra greiðslukorta

ma.kr. (föstu gengi)

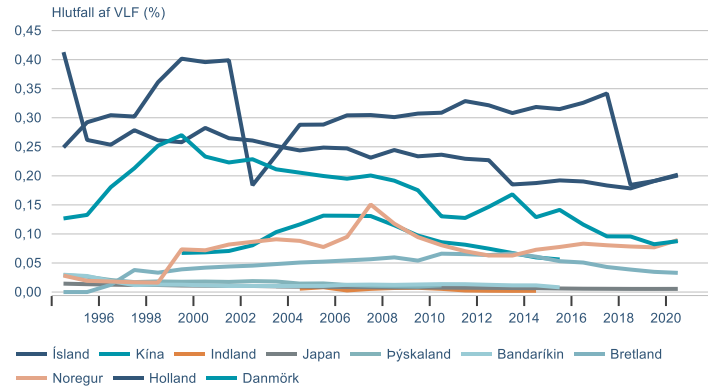


Fjöldi launagreiðenda í ferðaþjónustu

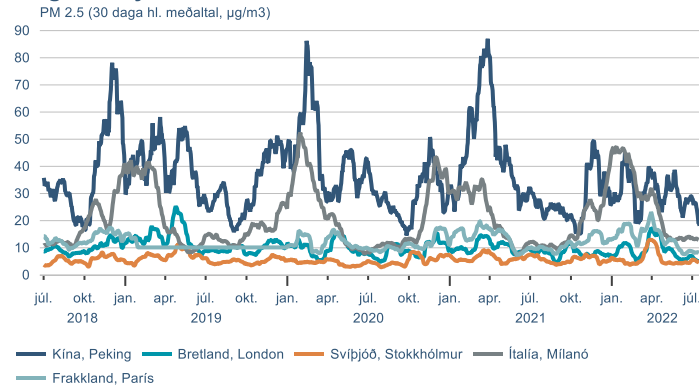


Sjálfbærni

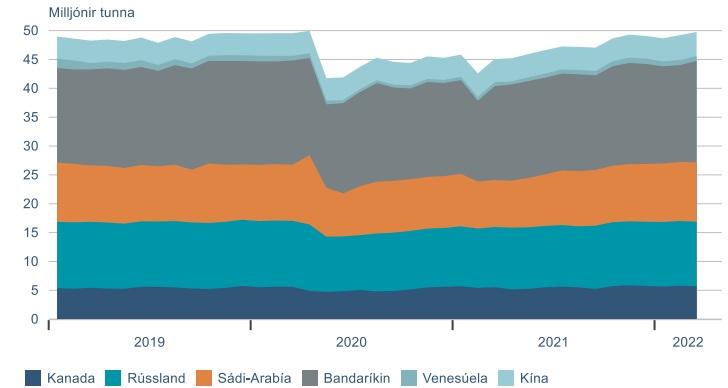
Umhverfisskattur



Magn svifryks



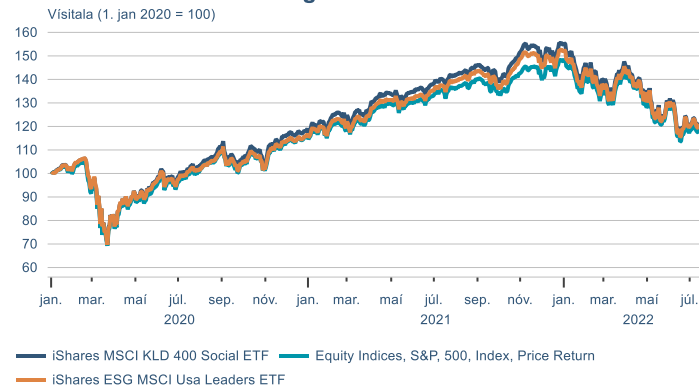
Framleiðsla hráolíu



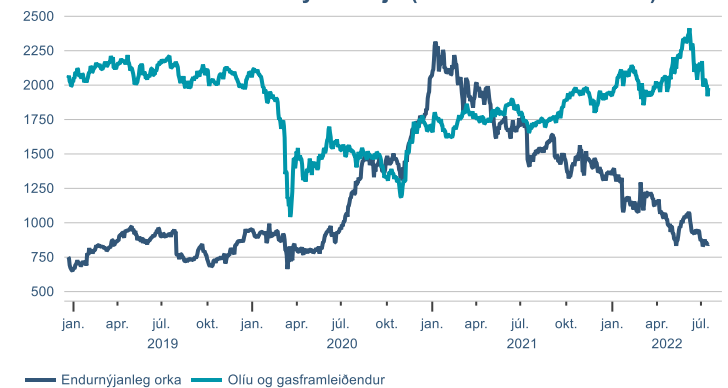
EUA Losunarheimildir innan ETS viðskiptakerfisins



UFS Hlutabréfavisitölur og S&P 500

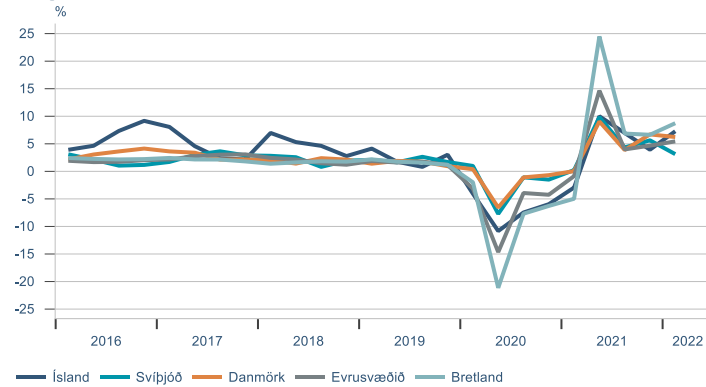


Hlutabréfavisitölur orkufyrirtækja (hluti af Eurofirst 300)

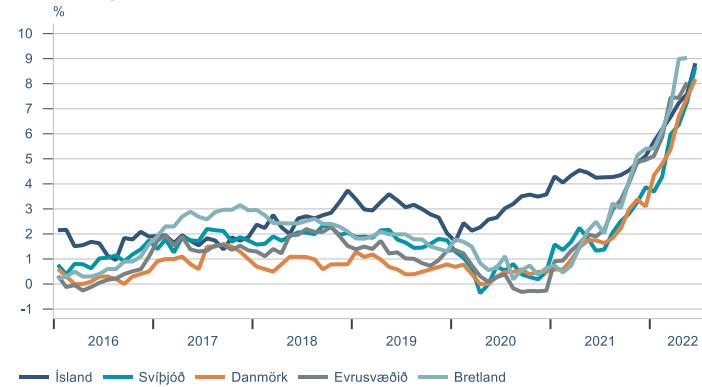


Alþjóðlegur samanburður

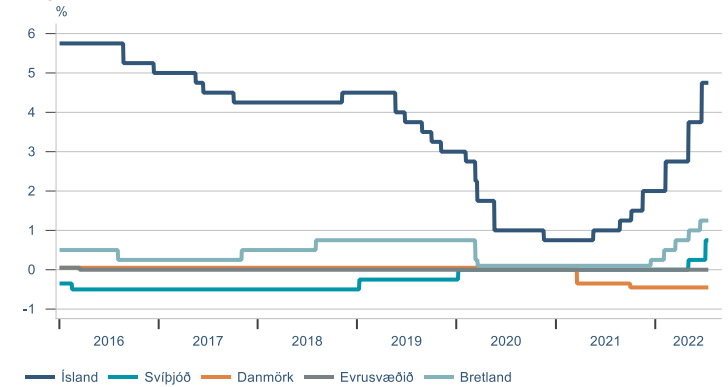
Hagvöxtur



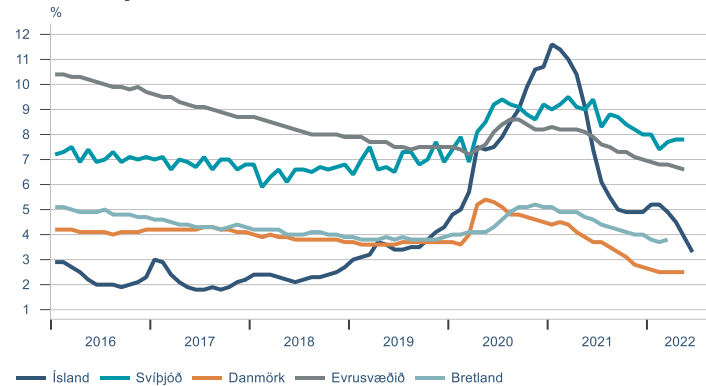
Verðbólga



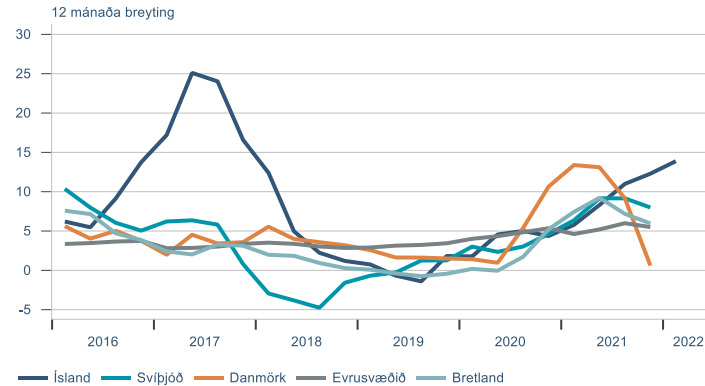
Stýrivextir



Atvinnuleysi



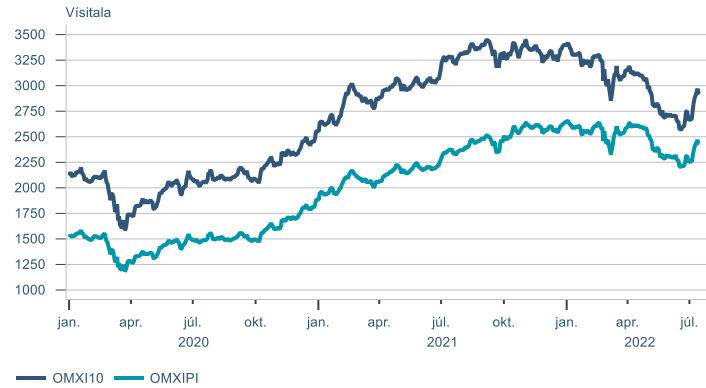
Raunverð íbúða



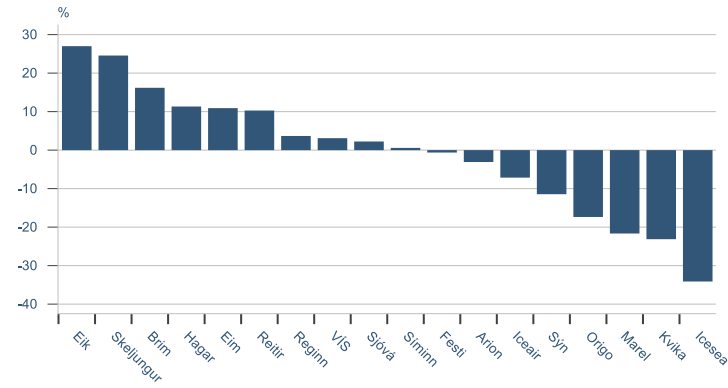
► Fjármálamarkaðir

Hlutabréf

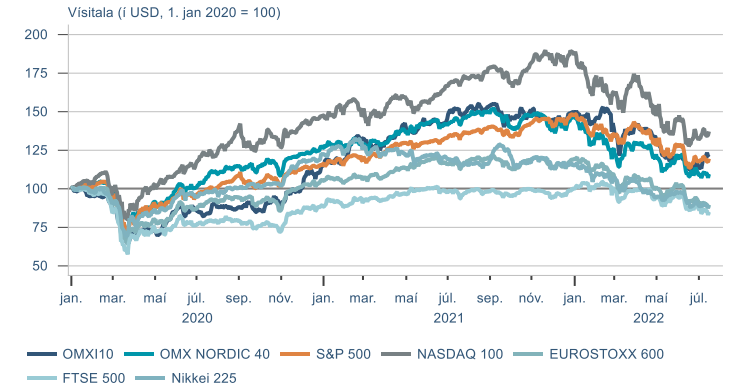
OMX-vísitölur



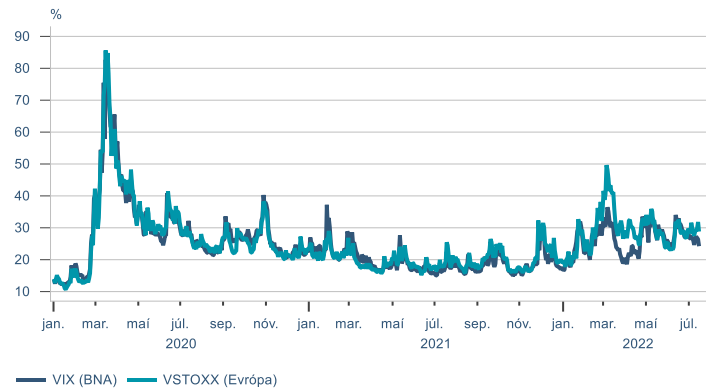
Það sem af er ári



Hlutabréfavisitölur

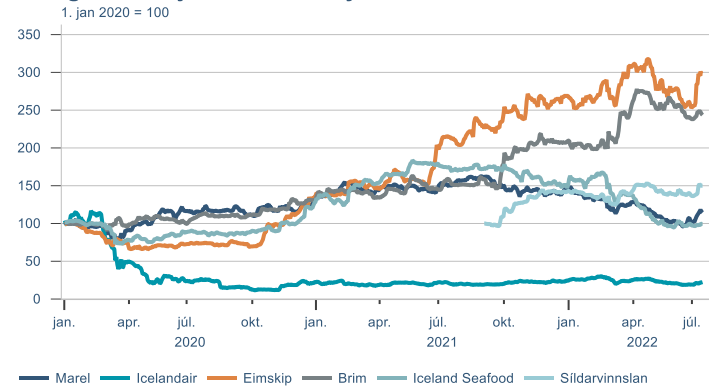


Vix-vísitölur

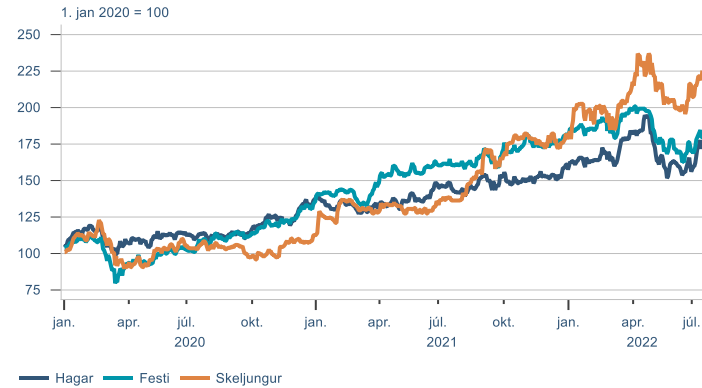


Hlutabréf

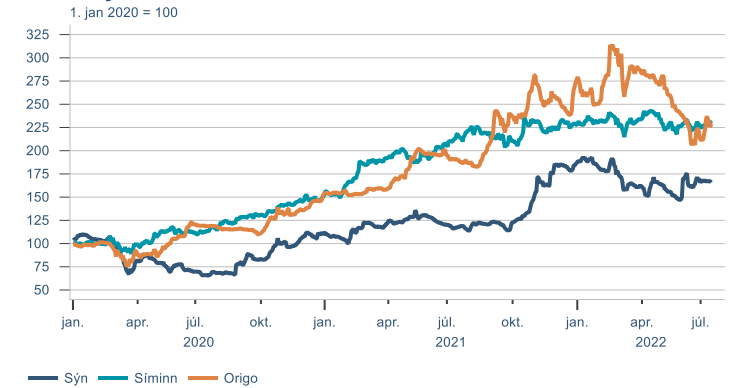
Félög með tekjur í erlendri mynt



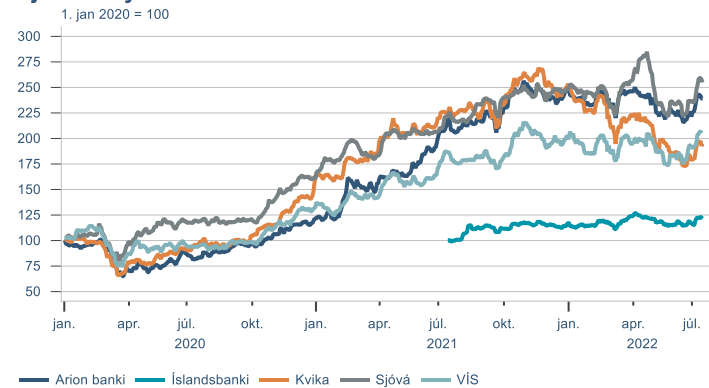
Smásala



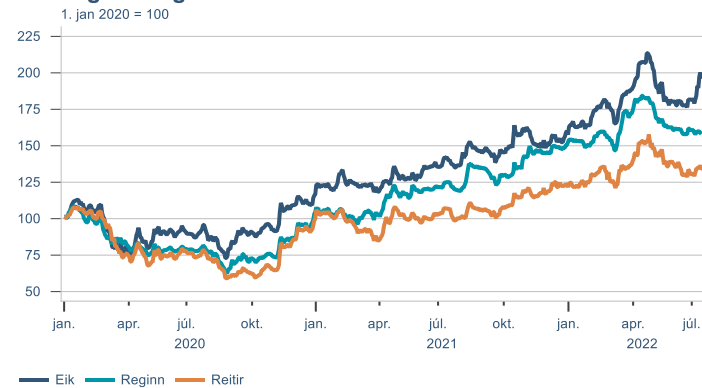
Tæknifyrirtæki



Fjármálfyrirtæki

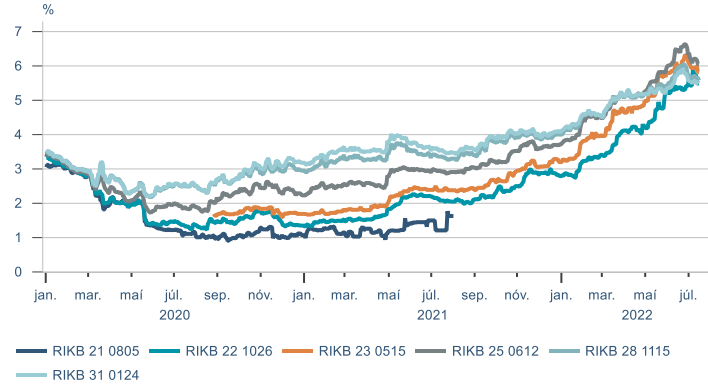


Fasteignafélög

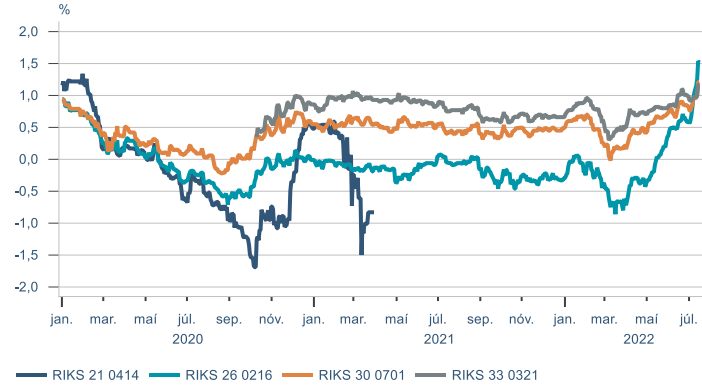


Skuldabréf

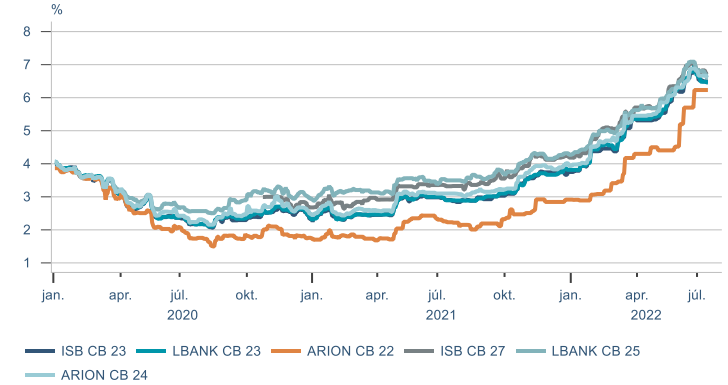
Óverðtryggð ríkisbréf



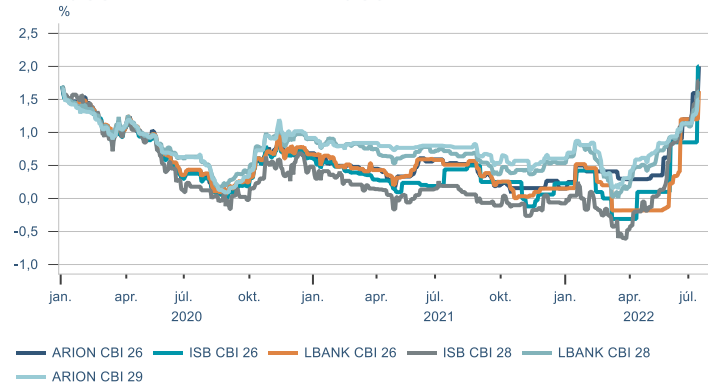
Verðtryggð ríkisbréf



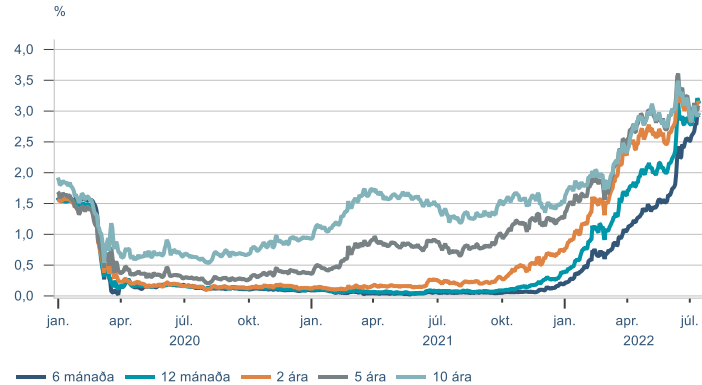
Sértryggð skuldabréf - óverðtryggð



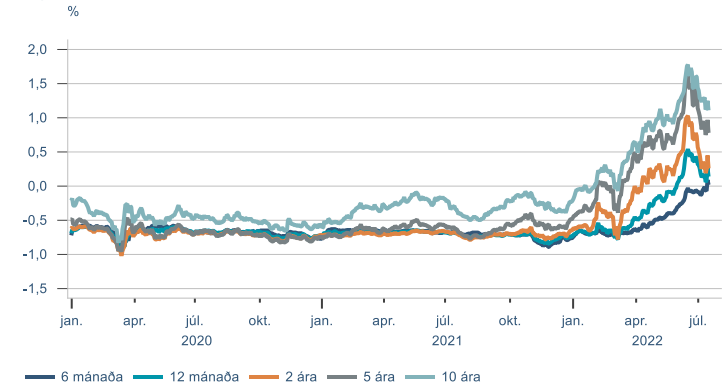
Sértryggð skuldabréf - verðtryggð



Bandarísk ríkisskuldabréf



Þýsk ríkisskuldabréf



Gjaldeyrir

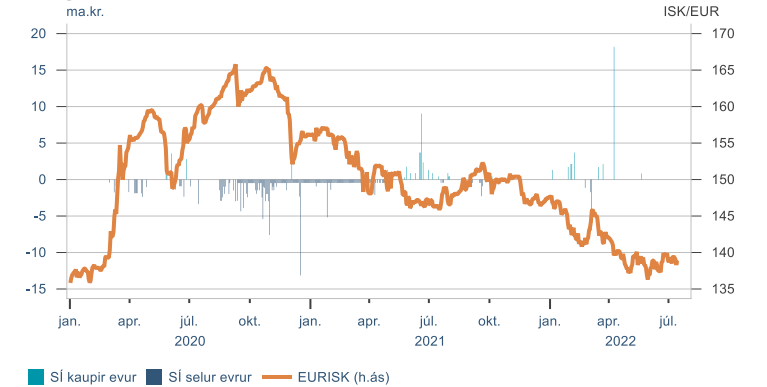
Gengi krónunnar



Gengisvísitalan



Inngrip SÍ



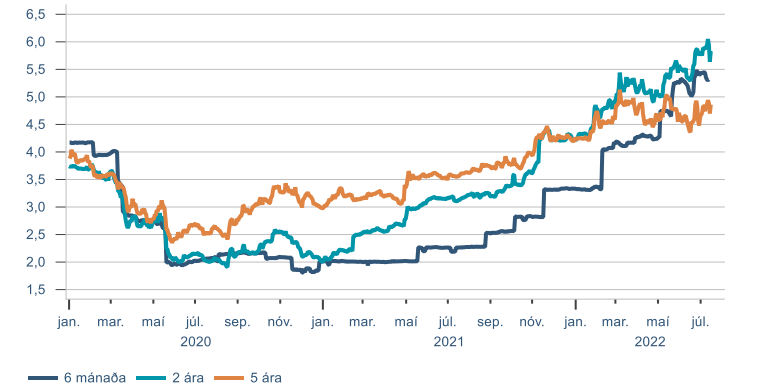
Gjaldmiðlakrossar



Raugengi

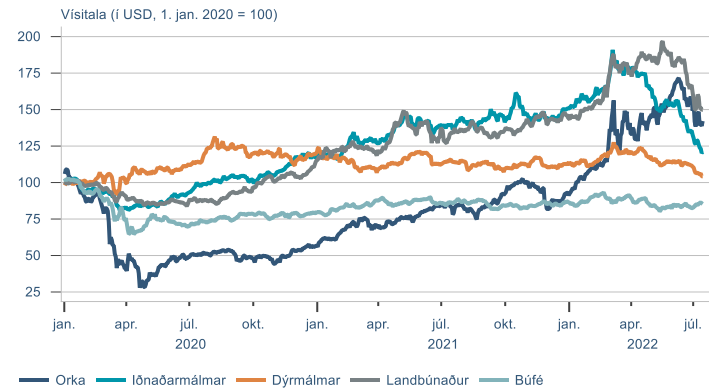


Vaxtamunur við evru



Hrávörur

S&P GSCI hrávörusíðilur



Álverð

3 mánaða framvirk verð, LME



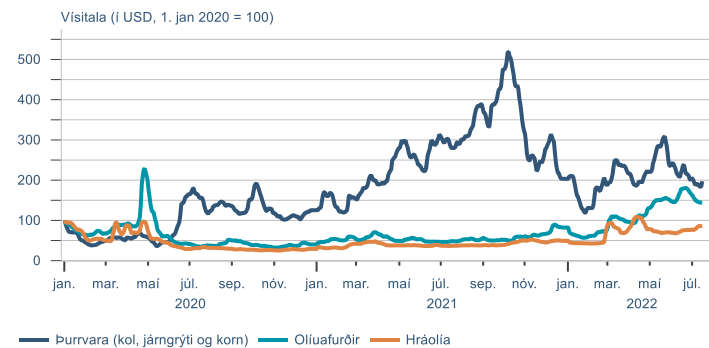
Heimsmarkaðsverð á olíu

Brent



Flutningskostnaður

Baltic exchange vísitölur



Hlutabréf

		Áramót	1M	3M	12M
OMXI10	2916,3	-14,2%	10,2%	-6,5%	-10,7%
Brim	88,5	16,2%	-3,8%	-11,5%	53,3%
Eimskip	540,0	9,7%	12,5%	-4,4%	37,6%
Icelandair	1,7	-7,1%	15,0%	-15,5%	7,0%
Iceland Seafood	9,8	-34,1%	-2,5%	-17,4%	-43,0%
Marel	678,0	-21,7%	15,3%	-8,1%	-23,2%
Síldarvinnslan	103,5	4,5%	6,0%	-1,0%	57,1%
Festi	220,0	-0,6%	6,8%	-9,8%	11,2%
Hagar	73,0	8,1%	12,3%	-7,6%	14,8%
Skeljungur	17,4	24,6%	13,7%	-2,2%	63,0%
Nova	4,4				
Origo	59,5	-17,4%	4,4%	-17,6%	20,4%
Síminn	12,0	0,6%	0,8%	-5,5%	5,1%
Sýn	58,0	-11,5%	1,8%	2,7%	41,1%
Arion	170,0	-3,1%	6,9%	-1,2%	9,6%
Íslandsbanki	124,6	3,5%	3,5%	-1,1%	21,5%
Kvika	20,6	-23,1%	9,0%	-11,6%	-14,9%
Sjóvá	35,6	-6,3%	9,2%	-8,7%	-1,0%
VÍS	19,0	3,1%	11,8%	3,3%	9,8%
Eik	15,1	27,0%	11,0%	-3,5%	43,3%
Reginn	33,6	3,7%	-1,8%	-14,3%	26,3%
Reitir	92,0	8,2%	0,5%	-12,4%	23,8%
Alvotech	1010,0				
Ölgerðin	10,2		3,2%		

Heimild: Kodiak

Gjaldeyri

		áramót	1M	3M	12M
GVT	187,0	-4,4%	1,9%	-0,9%	-1,9%
EUR	138,9	-5,9%	1,0%	-0,9%	-4,9%
USD	138,1	5,9%	4,8%	6,6%	11,6%
GBP	163,4	-7,0%	2,6%	-2,9%	-4,7%
DKK	18,7	-6,0%	1,0%	-1,0%	-5,0%
SEK	13,1	-8,9%	1,3%	-3,4%	-8,2%
NOK	13,5	-8,5%	2,1%	-7,7%	-4,0%
CHF	141,0	-1,3%	7,0%	1,8%	4,5%
JPY	1,00	-12,1%	1,7%	-3,2%	-11,4%

Heimild: Kodiak

Ríkisskuldabréf

	krafa	verð	meðalt.	ávöxtun			
				áramót	1M	3M	12M
RIKB 22 1026	5,46%	100,4	0,3	0,8%	0,4%	0,7%	1,2%
RIKB 23 0515	5,87%	96,6	0,8	-0,4%	0,6%	0,4%	-0,4%
RIKB 24 0415	6,04%	94,3	1,7	-2,2%	0,9%	-0,3%	-2,6%
RIKB 25 0612	6,04%	105,0	2,7	-3,5%	1,4%	-1,0%	-4,5%
RIKB 28 1115	5,58%	96,9	5,4	-5,9%	1,9%	-1,1%	-7,8%
RIKB 31 0124	5,50%	106,6	6,7	-6,6%	1,8%	-1,1%	-8,5%
RIKB 42 0217	5,25%	91,0	12,8		2,4%	-0,5%	
RIKS 26 0216	1,52%	99,9	3,5	-0,8%	-2,3%	-3,2%	2,5%
RIKS 30 0701	1,22%	115,3	7,2	0,9%	-1,7%	-2,5%	2,9%
RIKS 33 0321	1,17%	118,3	9,3	1,7%	-0,2%	-1,1%	5,0%
RIKS 37 0115	1,17%	97,8	13,5		-0,3%	0,5%	

Heimild: Kodiak

Hlutabréfavitölur

		áramót	1M	3M	n
OMXI10	2916,3	-14,2%	10,2%	-6,5%	-10,7%
OMXN40	2059,6	-15,8%	2,3%	-7,3%	-11,1%
S&P 500	3863,2	-18,9%	1,9%	-12,1%	-11,4%
FTSE 100	7159,0	-3,1%	-1,6%	-6,0%	2,1%

Heimild: Macrobond

Innihald og form skjals þessa er unnið af starfsmönnum Hagfræðideildar Landsbankans hf. (hagfraedideild@landsbankinn.is) og byggist á aðgengilegum opinberum upplýsingum á þeim tíma sem greiningin var unnin. Mat á þeim upplýsingum endurspeglar skoðanir starfsmanna Hagfræðideildar Landsbankans á þeim degi þegar greiningin er dagsett, en þær geta breyst án fyrirvara.

Landsbankinn hf. og starfsfólk hans taka ekki ábyrgð á viðskiptum sem byggð eru á þeim upplýsingum og skoðunum sem hér eru settar fram.

Bent skal á að Landsbankinn hf. getur á hverjum tíma haft beinna eða óbeinna hagsmuna að gæta, ýmist sjálfur, dótturfélög hans eða fyrir hönd viðskiptamanna, s.s. sem fjárfestir, lánardrottinn eða þjónustuaðili. Greiningar eru engu að síður unnar sjálfstætt af Hagfræðideild Landsbankans og innan Landsbankans eru í gildi reglur um aðskilnað starfssviða sem eru aðgengilegar á vef bankans.