

Vikubyrjun 4. júlí 2022

Hagfræðideild



Dagatal

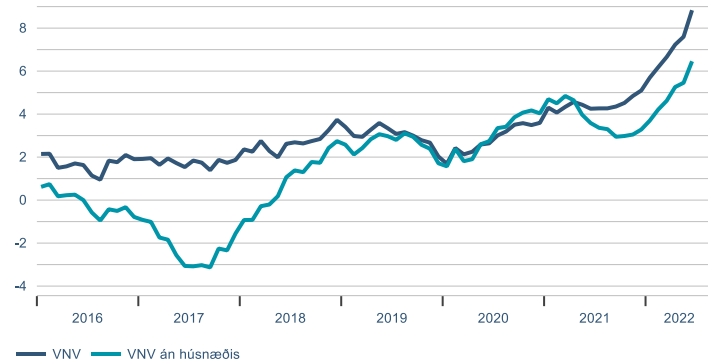
Vikud.	Dag.	kl.	Viðburður	Tímabil	Birtingaraðili
þri	5. júl.		Útboð sértryggðra skuldabréfa		Arion banki
mið	6. júl.		Fundargerð peningastefnunefndar		Seðlabankinn
		9:00	Nýskráningar félaga	jún	Hagstofan
			Flutningstölur	jún	Icelandair
		9:00	Lífeyrissjóðir	jún	Seðlabankinn
			Fjöldi þinglýstra leigusamninga	jún	Þjóðskrá
fim	7. júl.	9:00	Raugengi	jún	Seðlabankinn
			Flutningstölur	jún	Play
		9:00	Vöruviðskipti (bráðabirgðatölur)	jún	Hagstofan
		9:00	Efnahagur Seðlabankans	jún	Seðlabankinn
		9:00	Gjaldeyrismarkaður	jún	Seðlabankinn
		9:00	Krónumarkaður	jún	Seðlabankinn
fös	8. júl.	12:00	Skráð atvinnuleysi	jún	Vinnumálastofnun
			Útboð ríkisbréfa		Lánamál ríkisins
		9:00	Erlend staða Seðlabankans	jún	Seðlabankinn

▶ Efnahagsmál

Verðlag

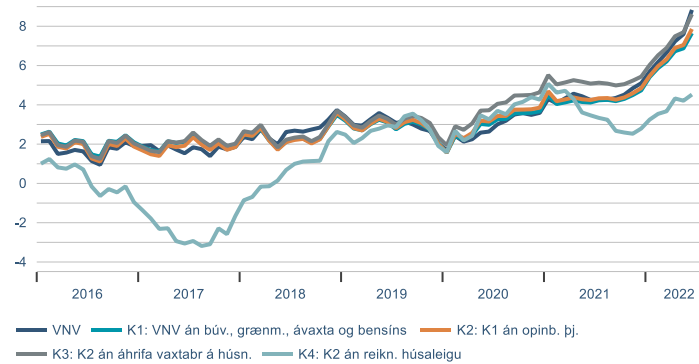
Viðitala neysluverðs

12 mánaða breyting (%)



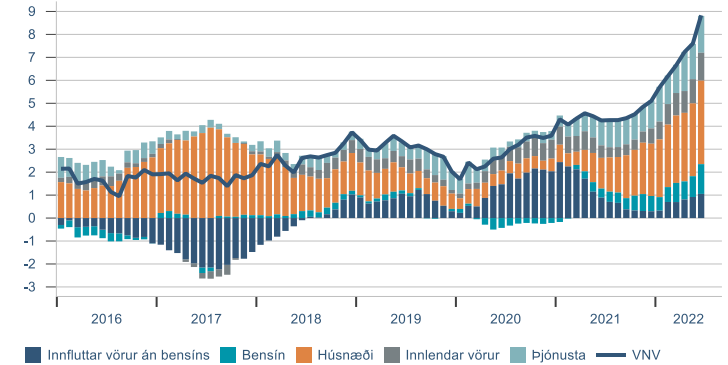
Kjarnavísitölur

12 mánaða breyting (%)



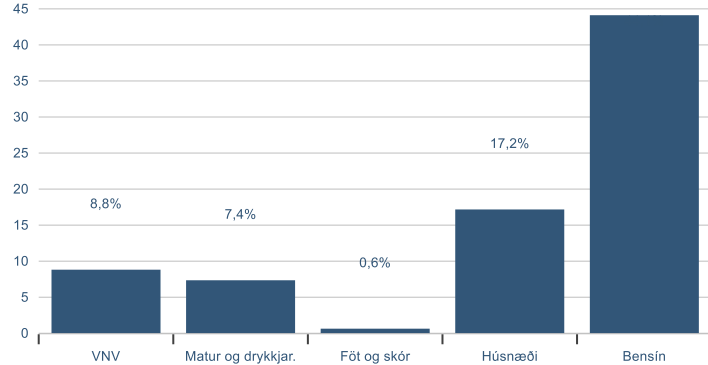
Framlag undirliða verðbólgu

12 mánaða breyting (%)



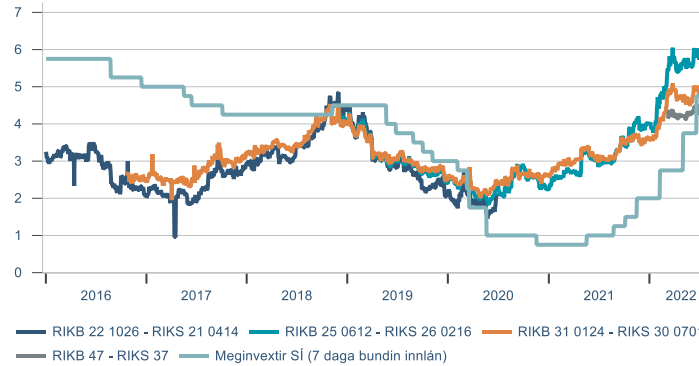
Valdir útgjaldaliðir

12 mánaða breyting (%)



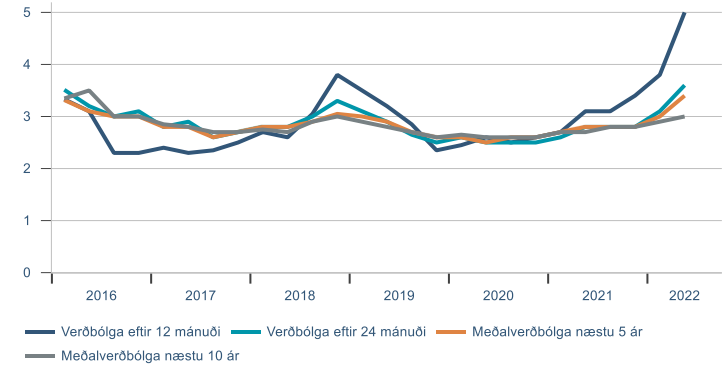
Verðbólguálag á skuldabréfamarkaði

%



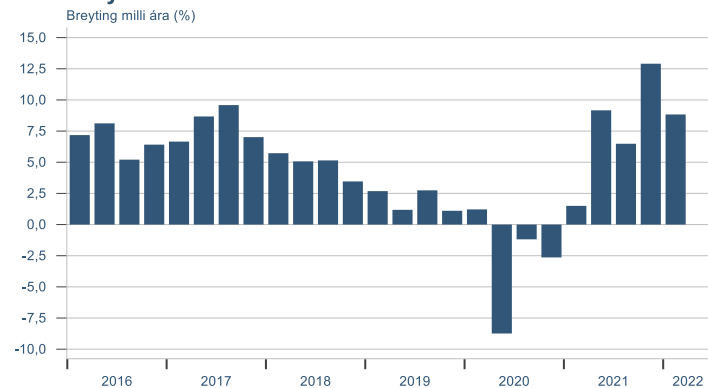
Væntingakönnun markaðsaðila

%

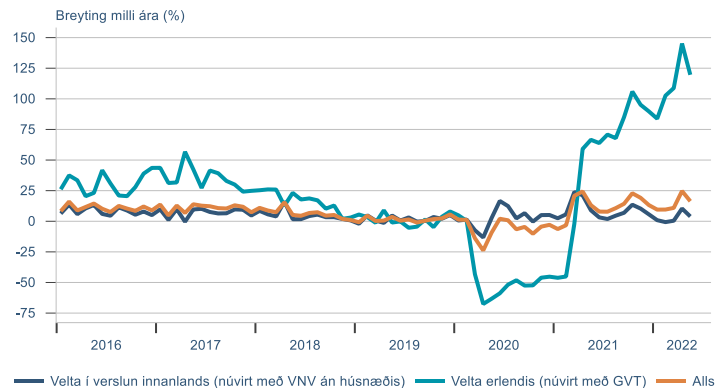


Heimilin

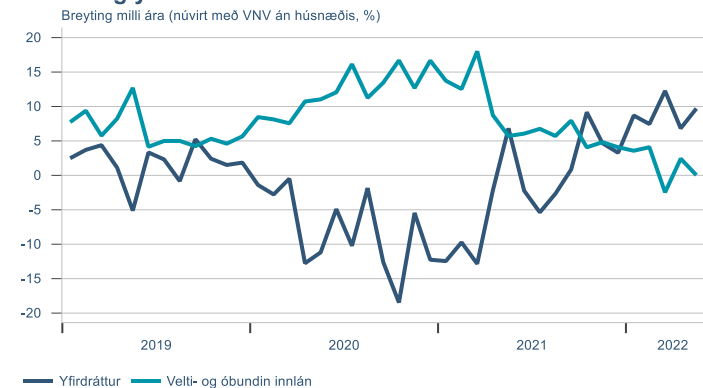
Einkaneysla



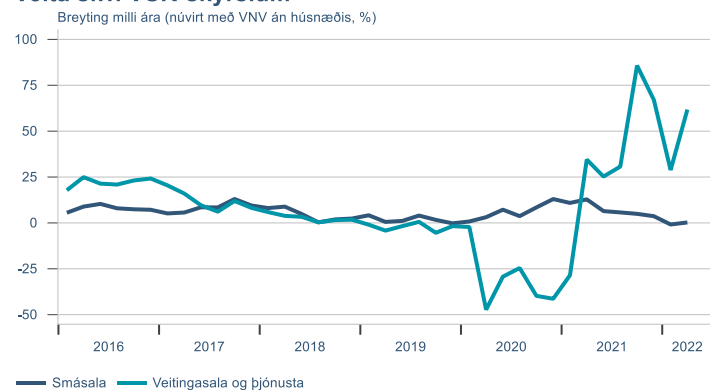
Greiðslukortavelta



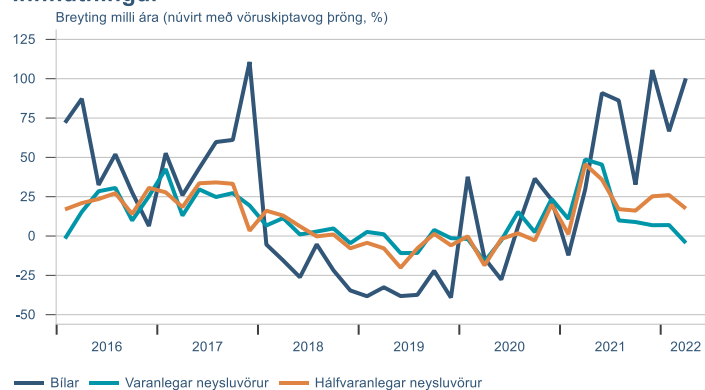
Innlán og yfirdráttur heimilana



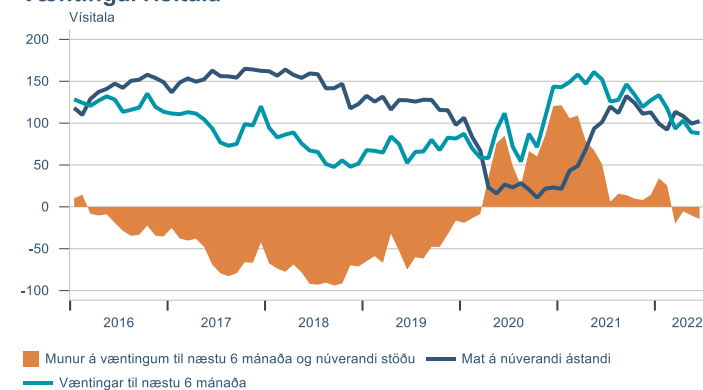
Velta skv. VSK-skýrslum



Innflutningur

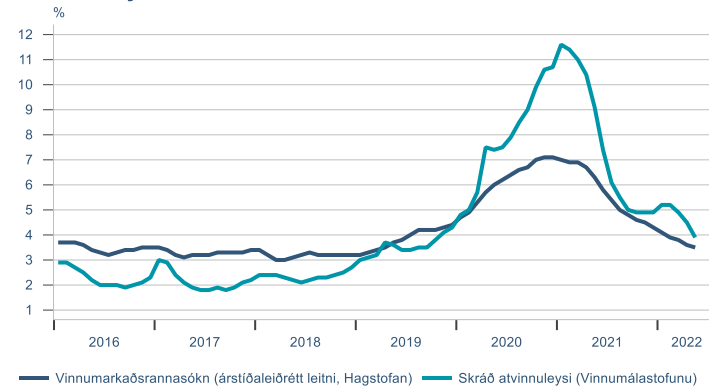


Væntingarvísitala

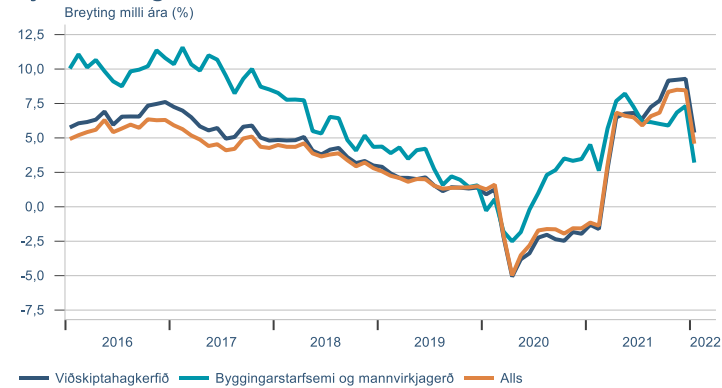


Vinnumarkaðurinn

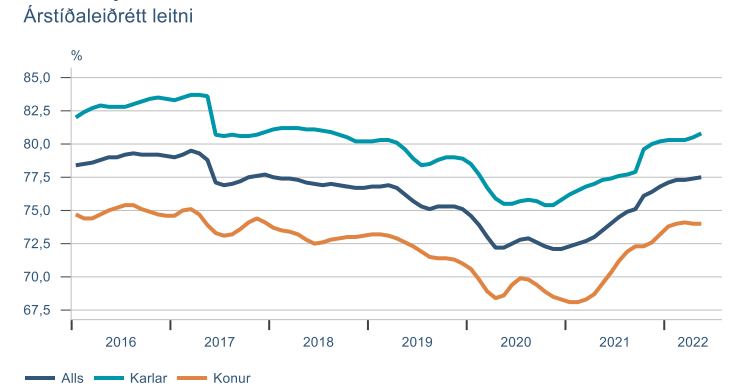
Atvinnuleysi



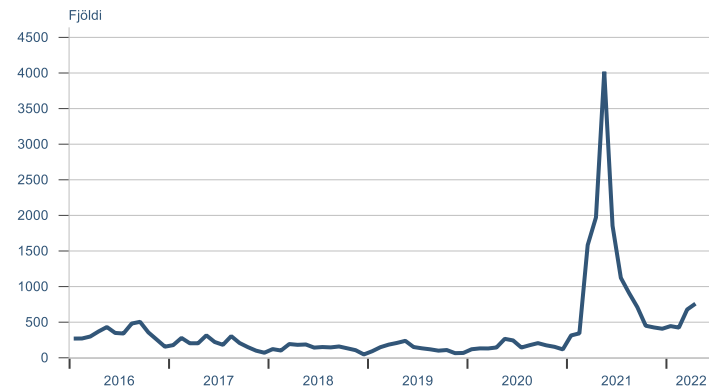
Fjöldi launagreiðenda



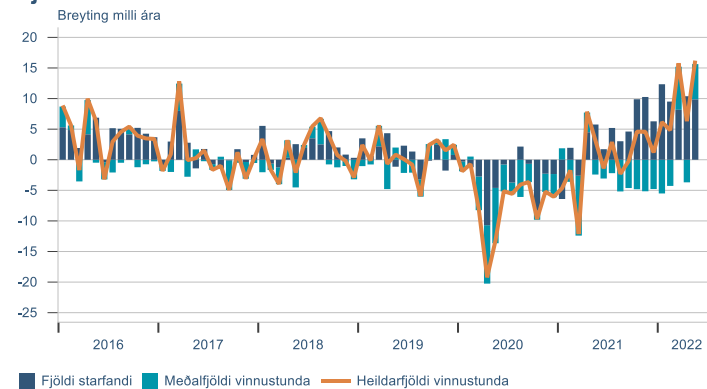
Atvinnuþáttaka



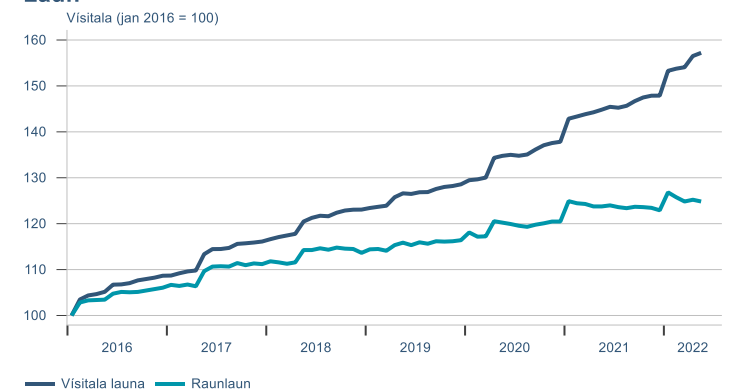
Laus störf



Fjöldi vinnustunda

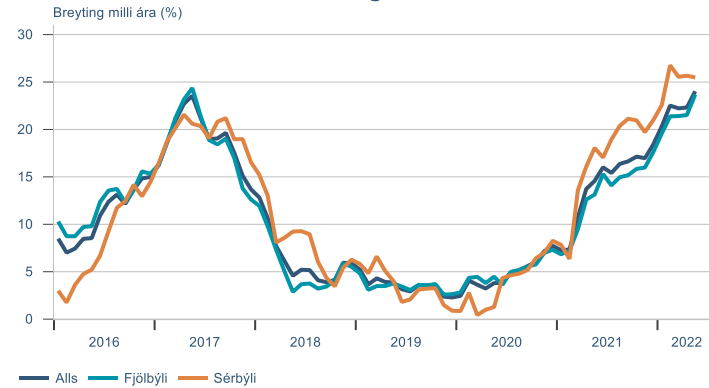


Laun

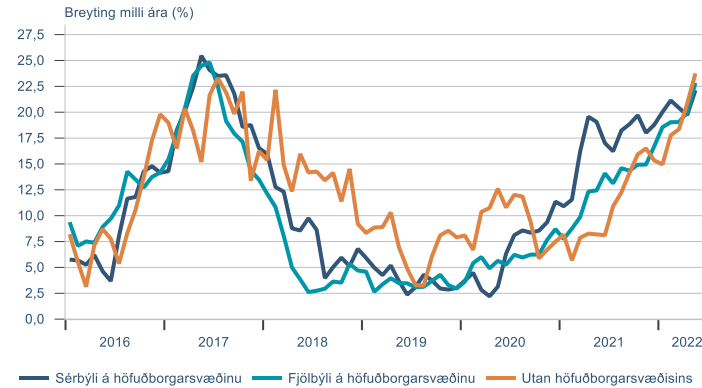


Fasteignamarkaðurinn

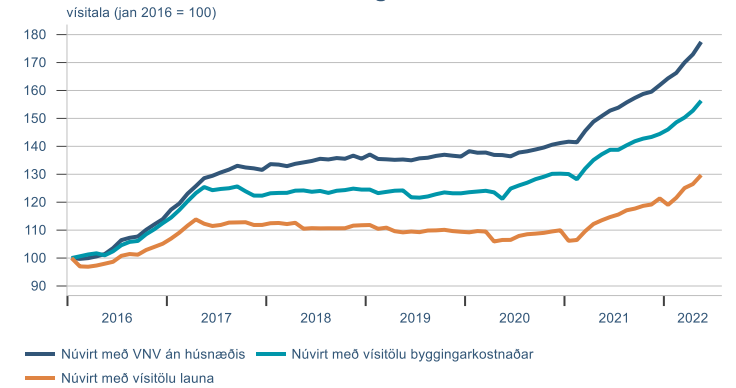
Vísitala íbúðaverðs á höfuðborgarsvæðinu



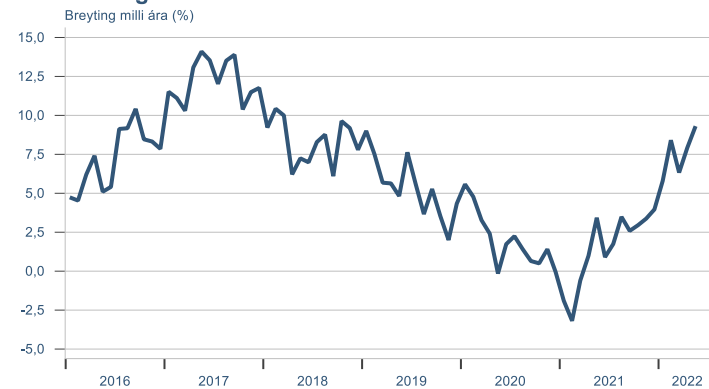
Vísitala markaðsverðs húsnæðis



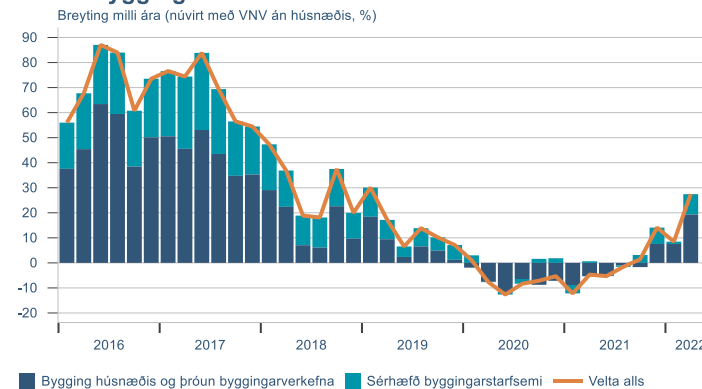
Vísitala íbúðaverðs á höfuðborgarsvæðinu



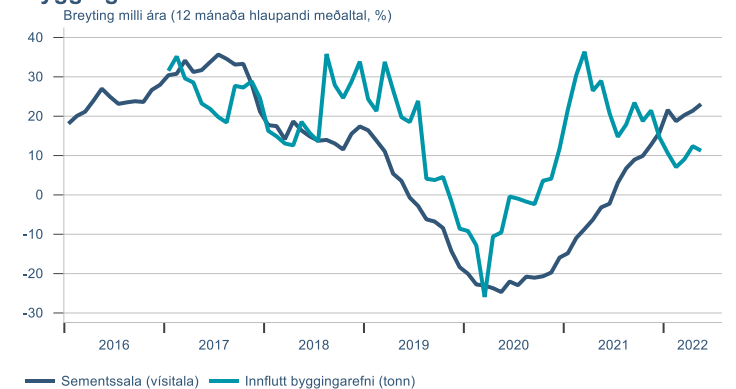
Vísitala leiguverðs



Velta í byggingariðnaði

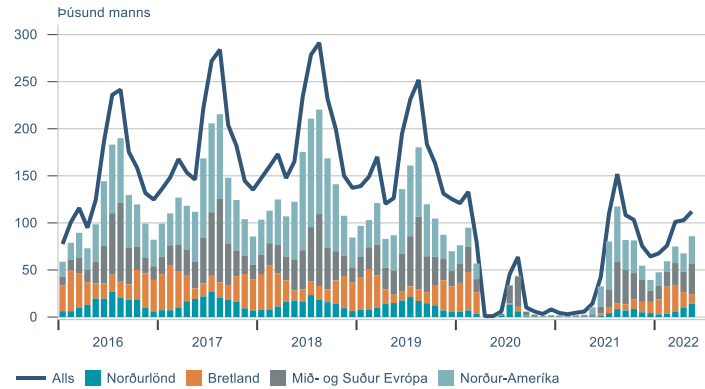


Byggingarvörur



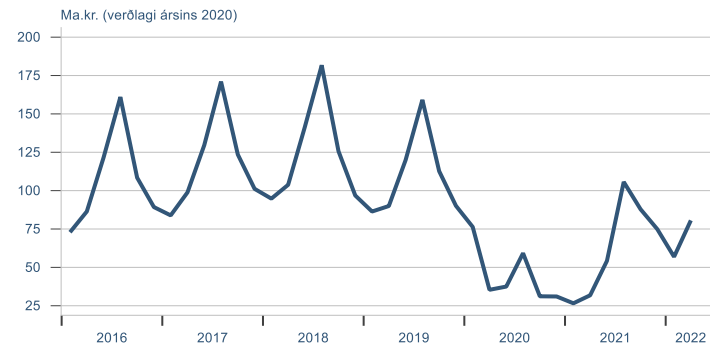
Ferðaþjónustan

Erlendir ferðamenn um Leifstöð

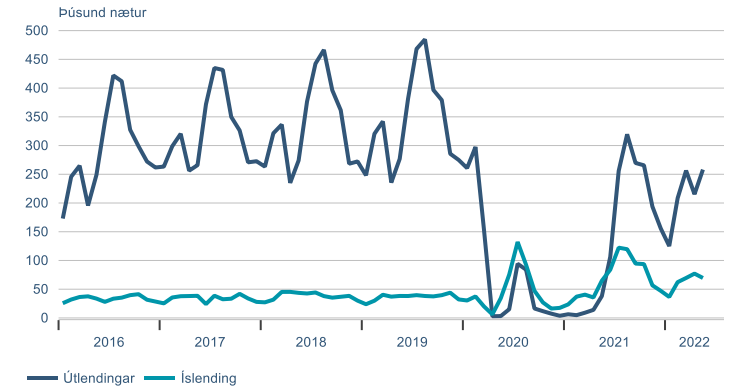


Velta í ferðaþjónustu

Velta á VSK-tímabili (2 mánuðir)



Gistinætur á hótélum



Velta erlendra greiðslukorta

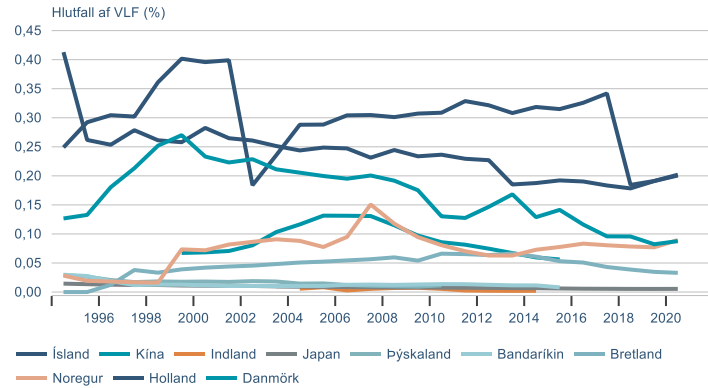


Fjöldi launagreiðenda í ferðaþjónustu

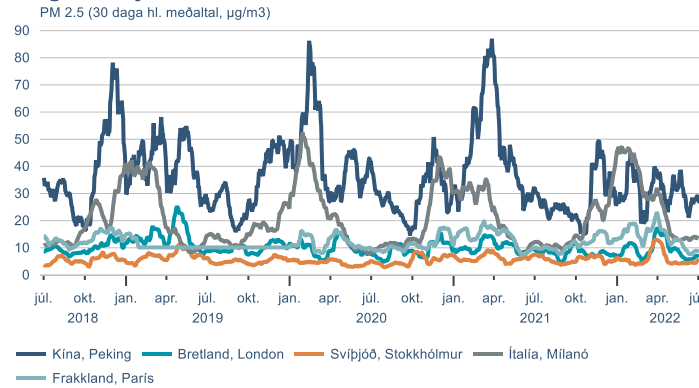


Sjálfbærni

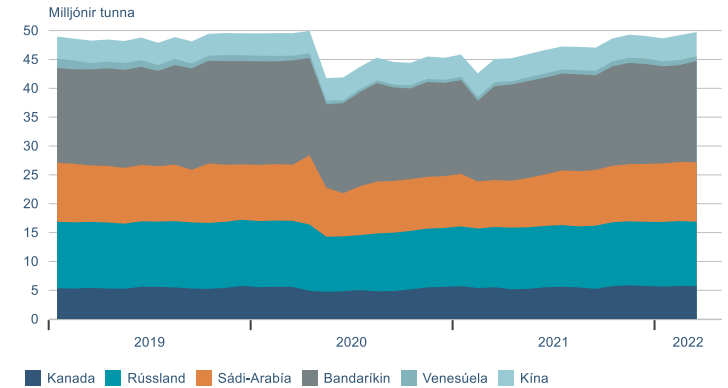
Umhverfisskattur



Magn svifryks



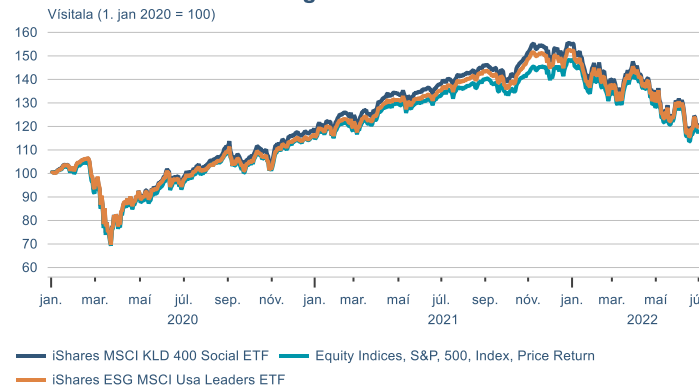
Framleiðsla hráolíu



EUA Losunarheimildir innan ETS viðskiptakerfisins



UFS Hlutabréfavisitölur og S&P 500

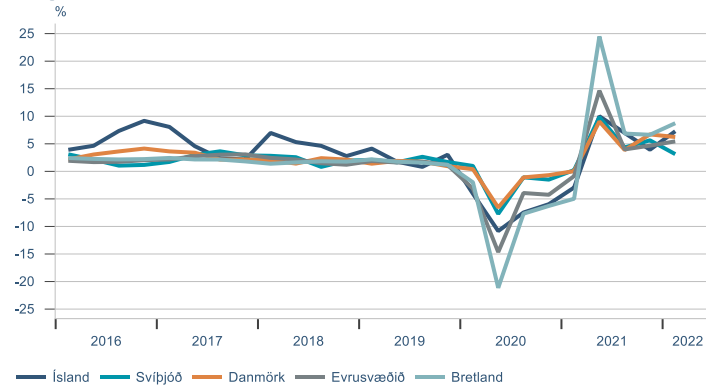


Hlutabréfavisitölur orkufyrirtækja (hluti af Eurofirst 300)

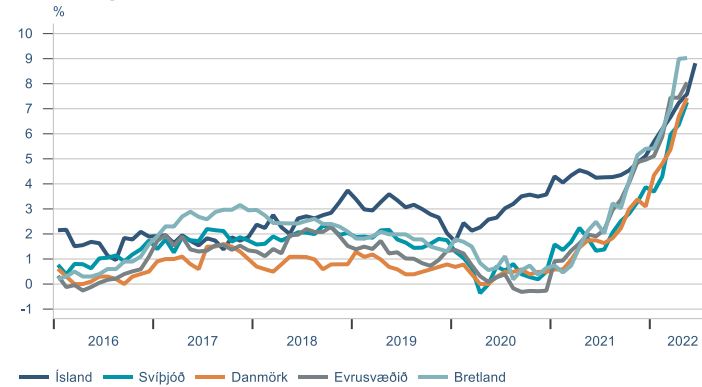


Alþjóðlegur samanburður

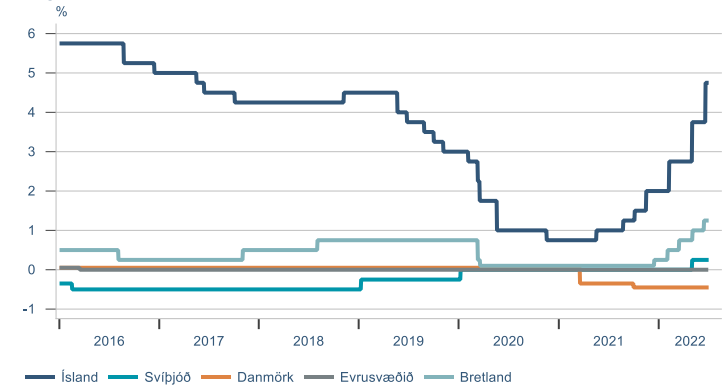
Hagvöxtur



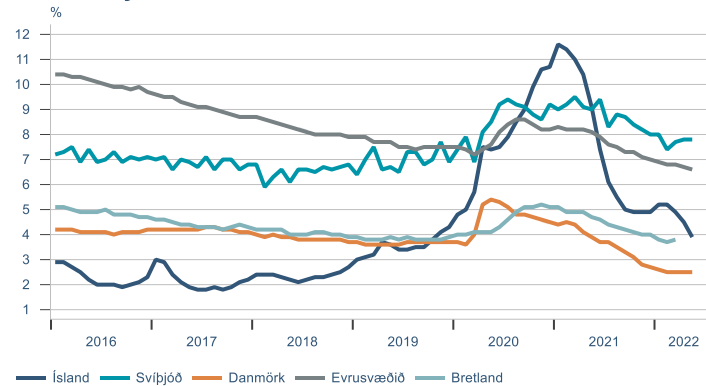
Verðbólga



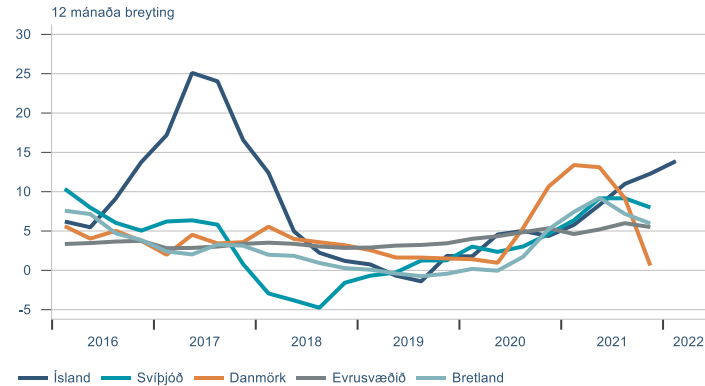
Stýrivextir



Atvinnuleysi



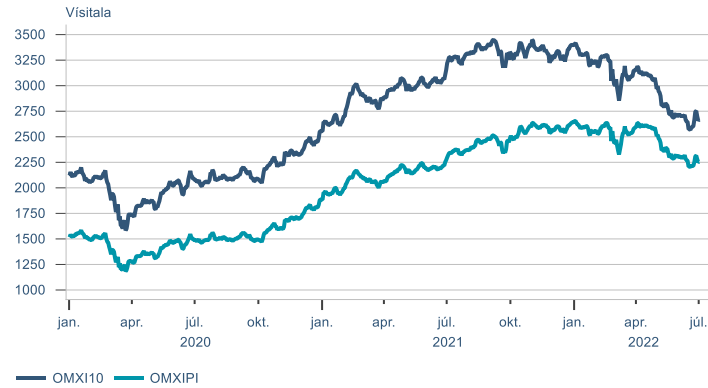
Raunverð íbúða



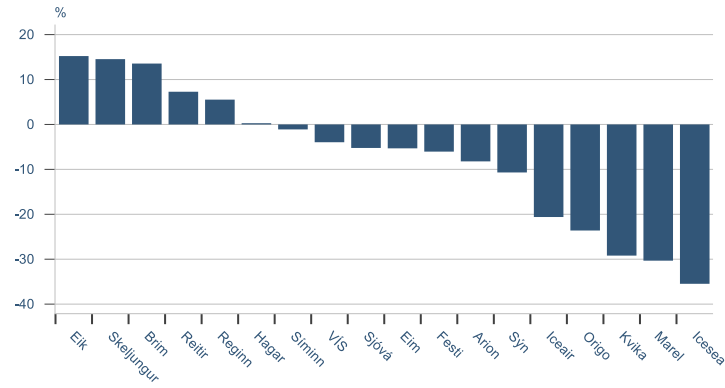
► Fjármálamarkaðir

Hlutabréf

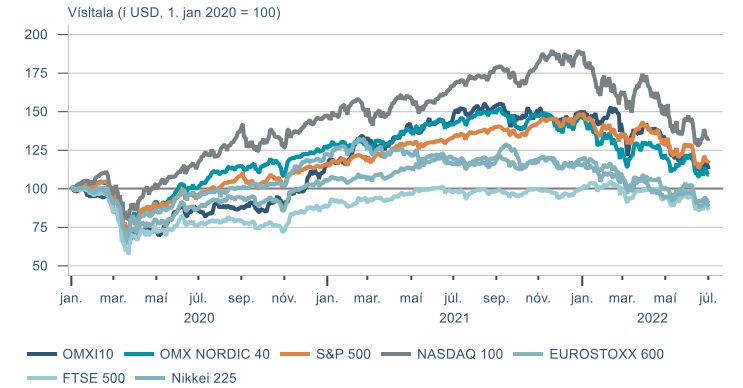
OMX-vísitölur



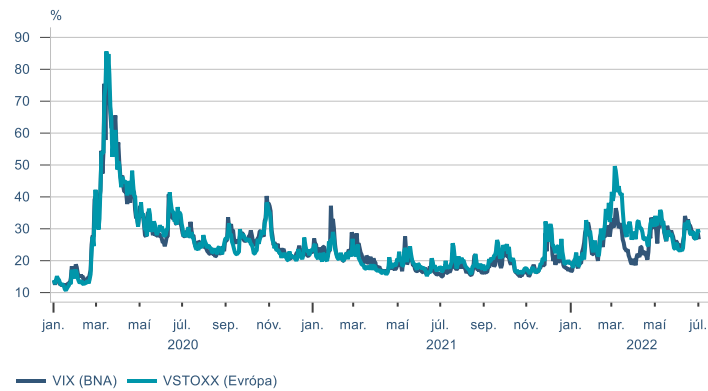
Það sem af er ári



Hlutabréfavisitölur

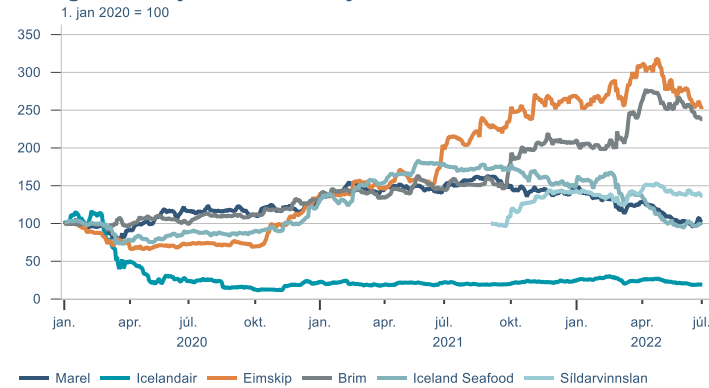


Vix-vísitölur

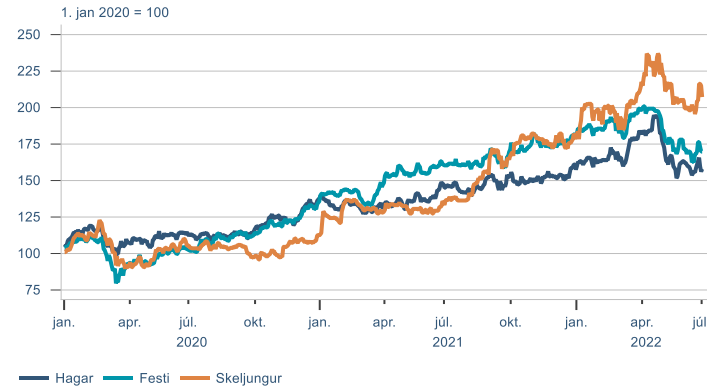


Hlutabréf

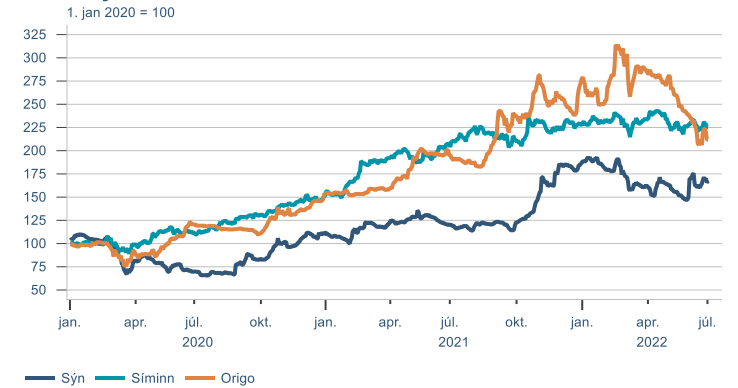
Félög með tekjur í erlendri mynt



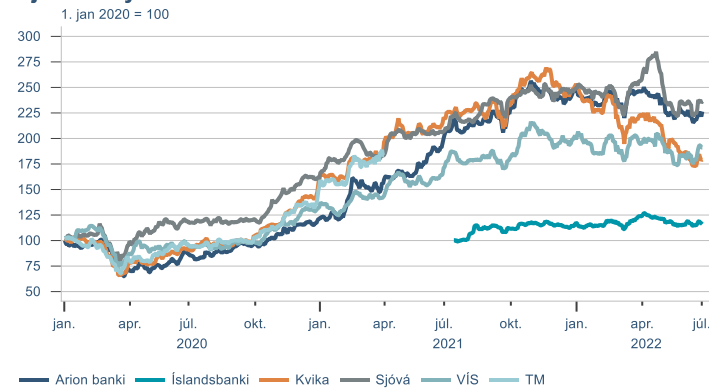
Smásala



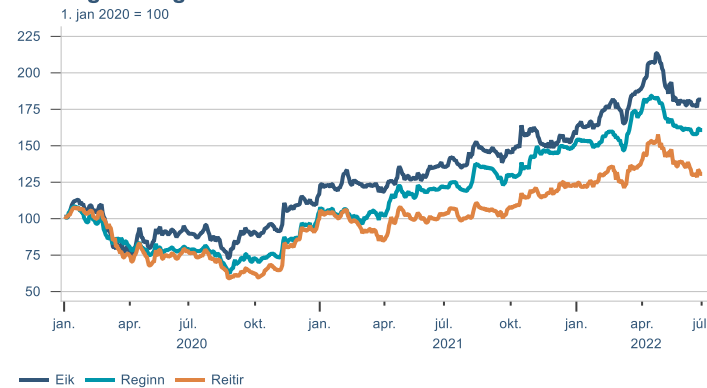
Tæknifyrirtæki



Fjármálfyrirtæki

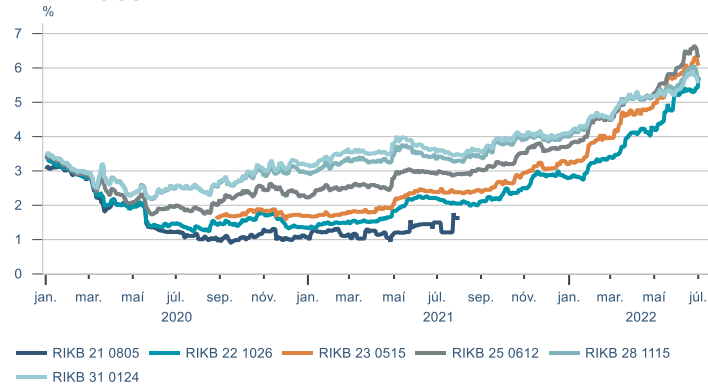


Fasteignafélög

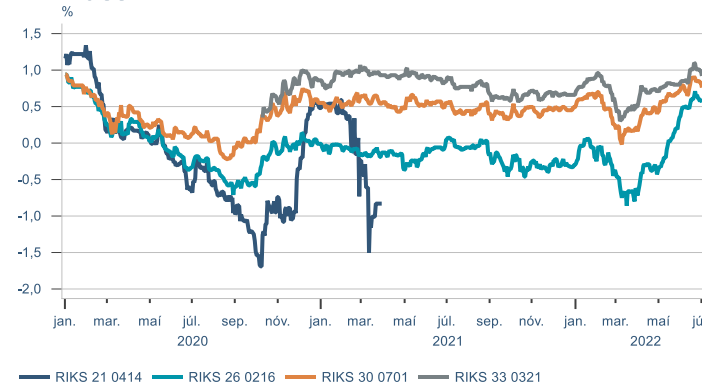


Skuldabréf

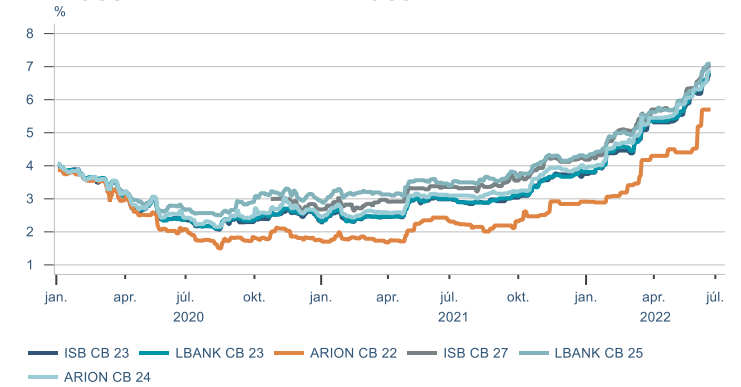
Óverðtryggð ríkisbréf



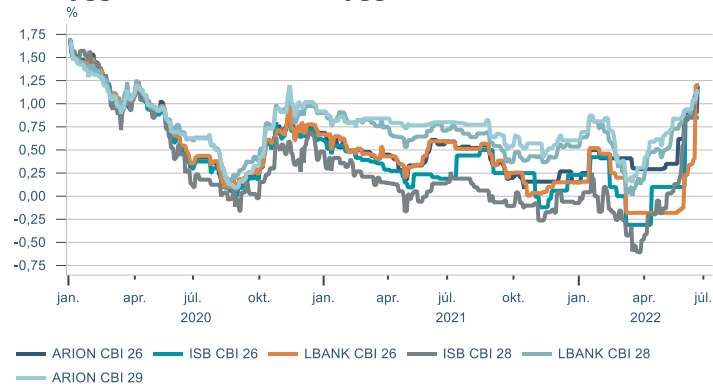
Verðtryggð ríkisbréf



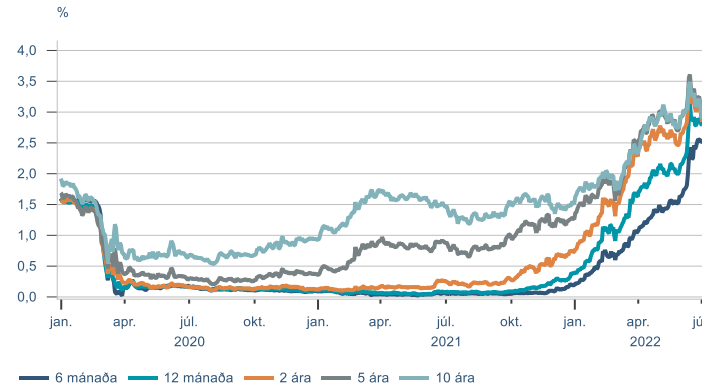
Sértryggð skuldabréf - óverðtryggð



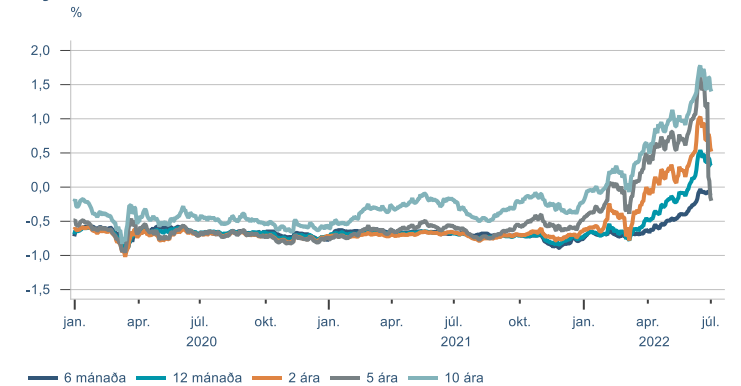
Sértryggð skuldabréf - verðtryggð



Bandarísk ríkisskuldabréf



Þýsk ríkisskuldabréf

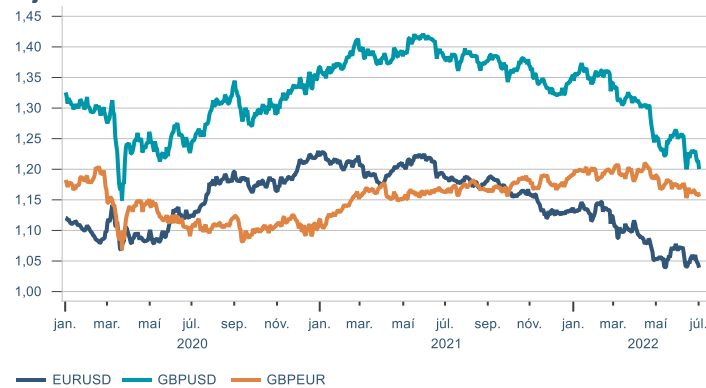


Gjaldeyrir

Gengi krónunnar



Gjaldmiðlakrossar



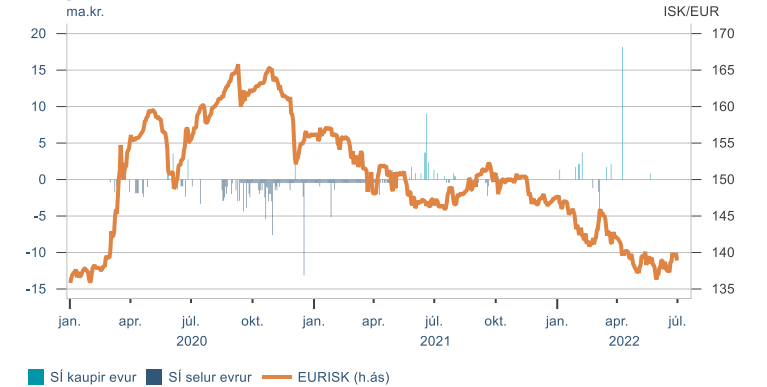
Gengisvitalan



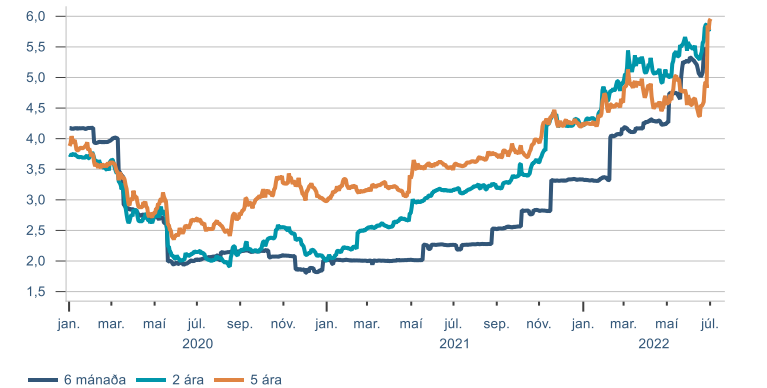
Raugengi



Inngrip SÍ

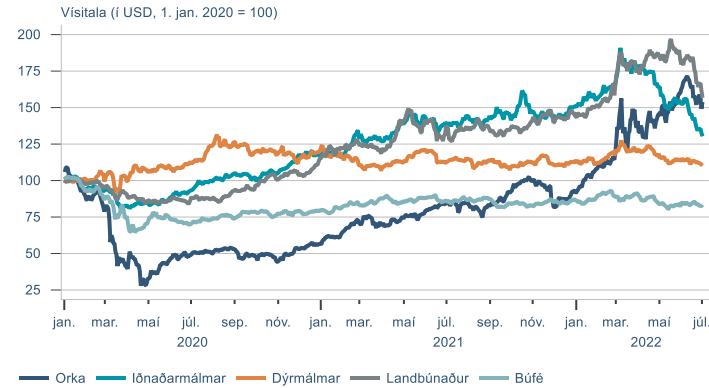


Vaxtamunur við evru



Hrávörur

S&P GSCI hrávörusíðilur



Álverð

3 mánaða framvirk verð, LME



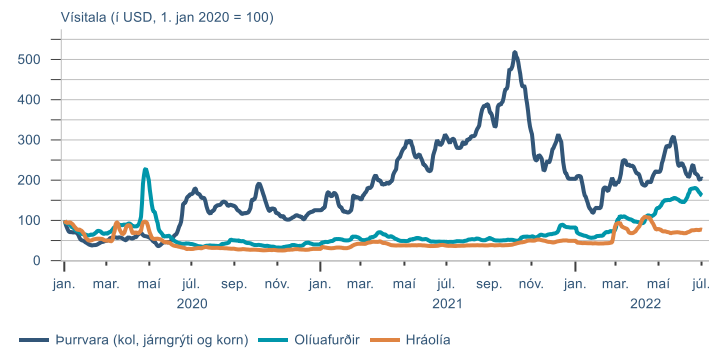
Heimsmarkaðsverð á olíu

Brent



Flutningskostnaður

Baltic exchange visitölur



Hlutabréf

		Áramót	1M	3M	12M
OMXI10	2699,0	-20,6%	-0,6%	-14,1%	-13,1%
Brim	87,0	14,2%	-10,3%	-4,9%	63,5%
Eimskip	464,0	-5,7%	-7,2%	-17,1%	24,3%
Icelandair	1,4	-21,3%	-11,6%	-24,2%	-10,5%
Iceland Seafood	9,8	-34,1%	2,1%	-27,8%	-44,4%
Marel	616,0	-28,8%	1,0%	-18,5%	-27,5%
Síldarvinnslan	95,6	-3,5%	-1,8%	-0,9%	57,8%
Festi	212,0	-4,2%	0,0%	-13,1%	7,1%
Hagar	66,5	-1,5%	-0,7%	-15,8%	4,9%
Skeljungur	16,7	19,6%	6,4%	2,5%	59,3%
Nova	4,5				
Origo	57,0	-20,8%	-9,5%	-23,5%	9,8%
Síminn	12,0	0,2%	1,3%	-2,8%	10,1%
Sýn	59,5	-9,2%	14,4%	5,3%	40,8%
Arion	160,0	-8,8%	-0,6%	-8,6%	15,1%
Íslandsbanki	120,4	0,0%	2,0%	-5,2%	22,5%
Kvika	19,2	-28,5%	-3,3%	-18,9%	-15,8%
Sjóvá	33,2	-12,6%	5,7%	-7,3%	0,8%
VÍS	17,9	-2,9%	9,8%	-0,8%	17,2%
Eik	13,7	15,2%	2,2%	-3,6%	33,7%
Reginn	34,2	5,5%	-1,2%	-6,6%	31,7%
Reitir	89,5	5,3%	-5,3%	-4,3%	25,4%
Alvotech	1297,0				
Ölgerðin	9,8				

Heimild: Kodiak

Gjaldeyri

		áramót	1M	3M	12M
GVT	186,4	-4,7%	1,2%	-1,9%	-3,0%
EUR	139,9	-5,2%	1,5%	-1,6%	-5,0%
USD	133,0	2,0%	3,4%	3,7%	7,4%
GBP	161,8	-7,9%	-0,4%	-3,9%	-5,6%
DKK	18,8	-5,2%	1,5%	-1,6%	-5,1%
SEK	13,1	-9,0%	0,0%	-4,9%	-9,8%
NOK	13,6	-8,1%	0,2%	-8,4%	-6,1%
CHF	139,8	-2,1%	4,0%	1,9%	4,1%
JPY	0,97	-13,9%	-3,8%	-6,3%	-13,0%

Heimild: Kodiak

Ríkisskuldabréf

	krafa	verð	meðalt.	ávöxtun			
				áramót	1M	3M	12M
RIKB 22 1026	5,39%	100,5	0,3	0,6%	0,3%	0,6%	1,2%
RIKB 23 0515	6,33%	96,0	0,9	-1,0%	0,1%	-0,1%	-0,9%
RIKB 24 0415	6,44%	93,5	1,8	-3,2%	-0,6%	-1,1%	-3,4%
RIKB 25 0612	6,53%	103,8	2,7	-5,0%	-1,3%	-2,1%	-5,7%
RIKB 28 1115	5,84%	95,6	5,4	-7,4%	-1,8%	-2,2%	-8,8%
RIKB 31 0124	5,71%	105,2	6,7	-8,1%	-2,6%	-2,2%	-9,1%
RIKB 42 0217	5,35%	89,8	12,8		-1,3%	-1,6%	
RIKS 26 0216	0,57%	103,3	3,5	1,6%	-0,6%	-1,4%	5,3%
RIKS 30 0701	0,83%	118,7	7,3	2,9%	-0,2%	-1,3%	5,8%
RIKS 33 0321	0,99%	120,4	9,4	2,5%	-0,9%	-1,2%	6,9%
RIKS 37 0115	0,96%	100,5	13,5		0,6%	1,6%	

Heimild: Kodiak

Hlutabréfavisitölur

		áramót	1M	3M	n
OMXI10	2666,0	-21,5%	-1,8%	-15,2%	-14,2%
OMXN40	1982,5	-19,0%	-5,8%	-10,4%	-12,6%
S&P 500	3911,7	-17,9%	-5,9%	-15,5%	-8,9%
FTSE 100	7208,8	-2,4%	-5,0%	-4,4%	1,7%

Heimild: Macrobond

Innihald og form skjals þessa er unnið af starfsmönnum Hagfræðideildar Landsbankans hf. (hagfraedideild@landsbankinn.is) og byggist á aðgengilegum opinberum upplýsingum á þeim tíma sem greiningin var unnin. Mat á þeim upplýsingum endurspeglar skoðanir starfsmanna Hagfræðideildar Landsbankans á þeim degi þegar greiningin er dagsett, en þær geta breyst án fyrirvara.

Landsbankinn hf. og starfsfólk hans taka ekki ábyrgð á viðskiptum sem byggð eru á þeim upplýsingum og skoðunum sem hér eru settar fram.

Bent skal á að Landsbankinn hf. getur á hverjum tíma haft beinna eða óbeinna hagsmuna að gæta, ýmist sjálfur, dótturfélög hans eða fyrir hönd viðskiptamanna, s.s. sem fjárfestir, lánardrottinn eða þjónustuaðili. Greiningar eru engu að síður unnar sjálfstætt af Hagfræðideild Landsbankans og innan Landsbankans eru í gildi reglur um aðskilnað starfssviða sem eru aðgengilegar á vef bankans.