

Vikubyrjun 27. júní 2022

Hagfræðideild



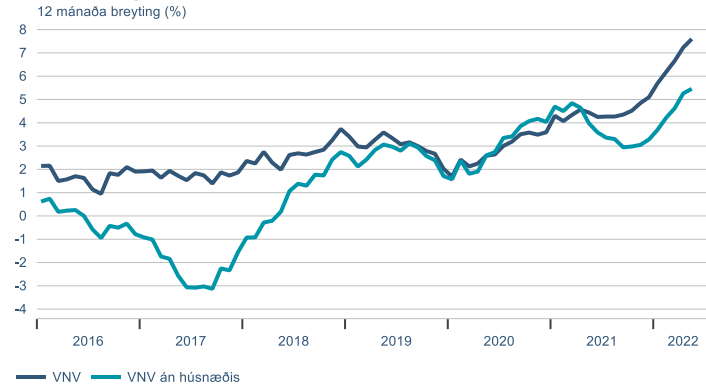
Dagatal

Vikud.	Dag.	kl.	Viðburður	Tímabil	Birtingaraðili
mán	27. jún.	9:00	Gjaldprot og fyrri virkni fyrirtækja	maí	Hagstofan
		9:00	Lánasjóðir ríkisins	maí	Seðlabankinn
		9:00	Verðbr., fjárfest.- og fagfjárfestasjóðir	maí	Seðlabankinn
		9:00	Önnur fjármálafyrirtæki	maí	Seðlabankinn
			Útboð ríkisvixla		Lánamál ríkisins
þri	28. jún.	9:00	Verðbréfafjárfesting	maí	Seðlabankinn
mið	29. jún.	9:00	Vísitala neysluverðs	jún	Hagstofan
		9:00	Vísitala framleiðsluverðs	maí	Hagstofan
fim	30. jún.		Hagvísar		Seðlabankinn
		9:00	Gistinætur	maí	Hagstofan
		9:00	Vöruviðskipti (uppfærðar tölur)	jan -maí	Hagstofan
		9:00	Staða markaðsverðbréfa	maí	Seðlabankinn
			Ferðapjónustan í tölum	jún	Ferðamálastofa
			Árshlutauppgjör	1.ársfj.	Hagar

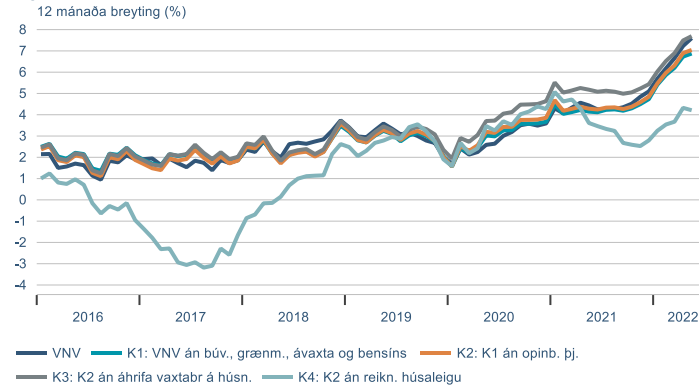
▶ Efnahagsmál

Verðlag

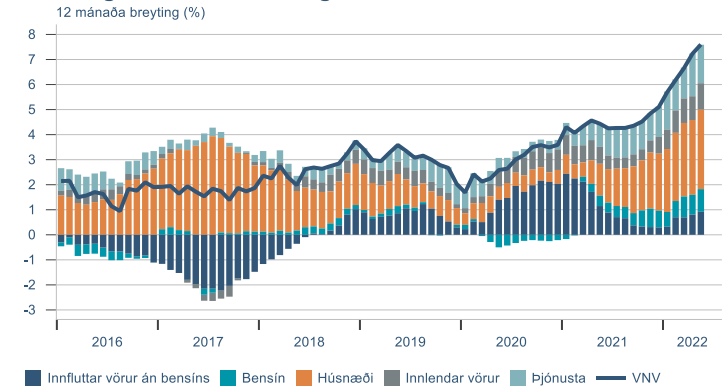
Viðitala neysluverðs



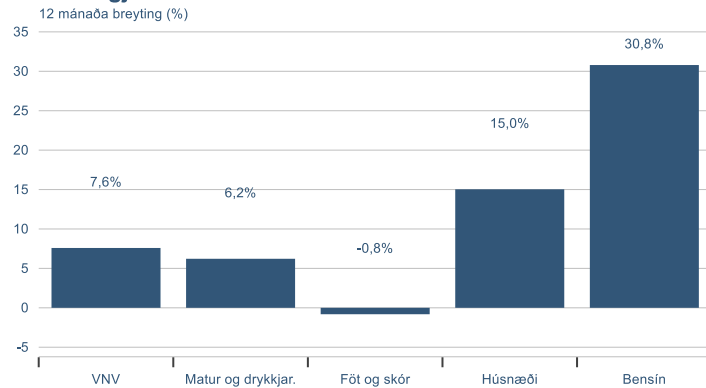
Kjarnavísitölur



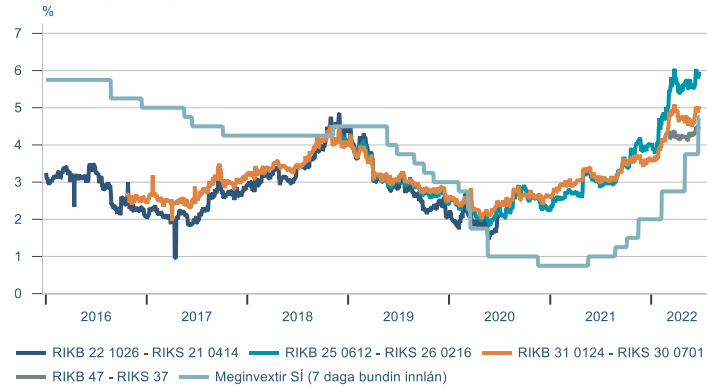
Framlag undirliða verðbólgu



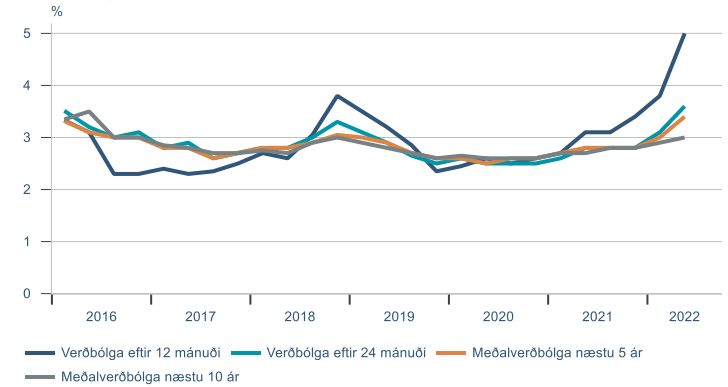
Valdir útgjaldaliðir



Verðbólguálag á skuldabréfamarkaði

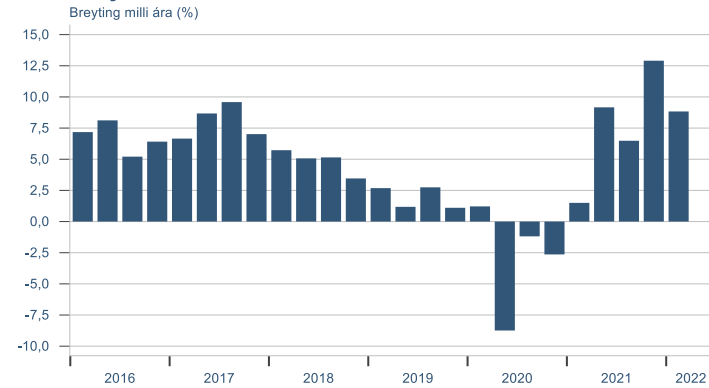


Væntingakönnun markaðsaðila

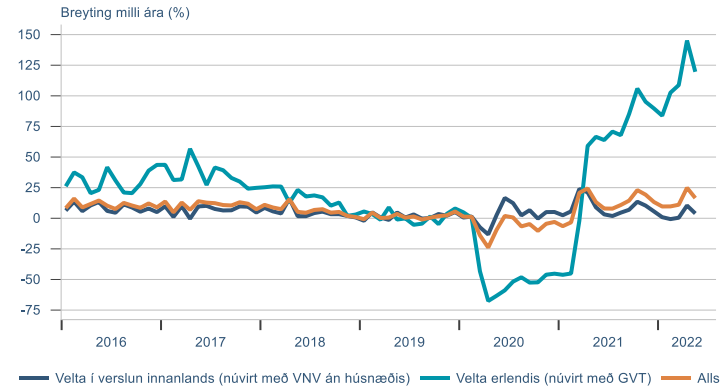


Heimilin

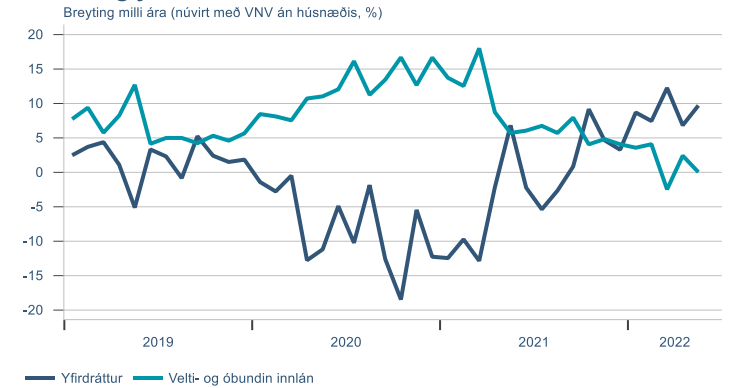
Einkaneysla



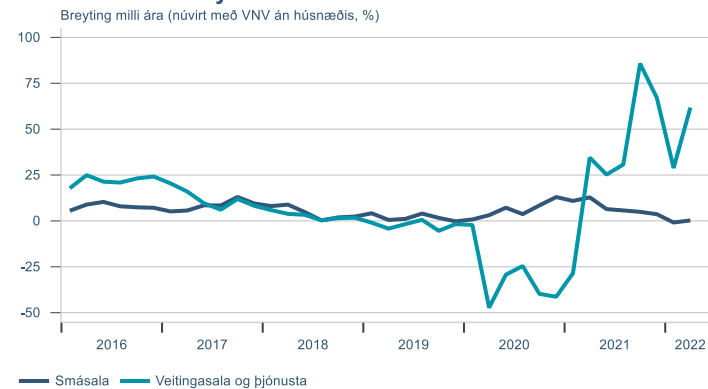
Greiðslukortavelta



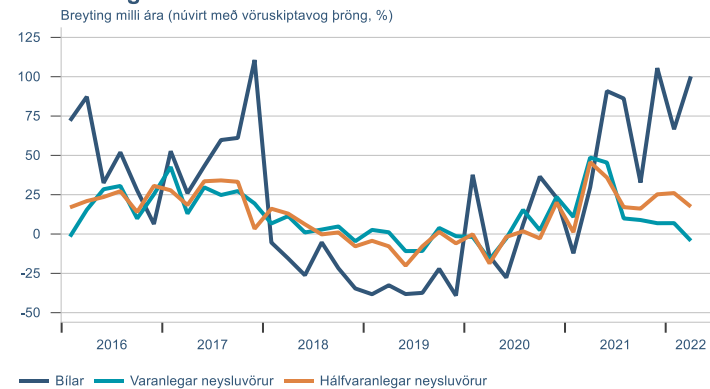
Innlán og yfirdráttur heimilana



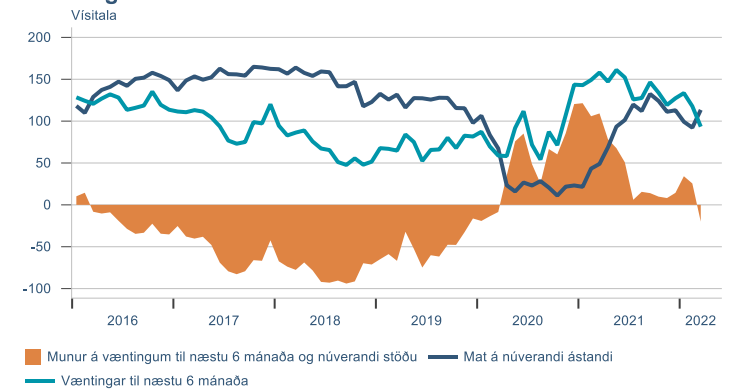
Velta skv. VSK-skýrslum



Innflutningur

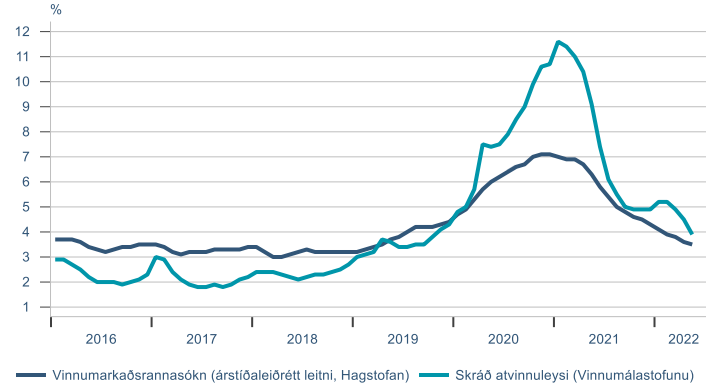


Væntingarvísitala

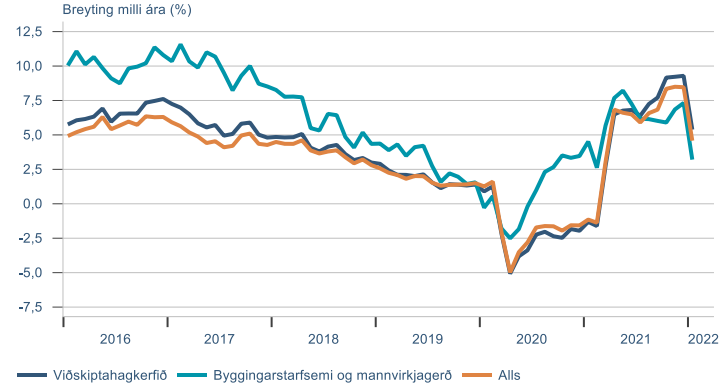


Vinnumarkaðurinn

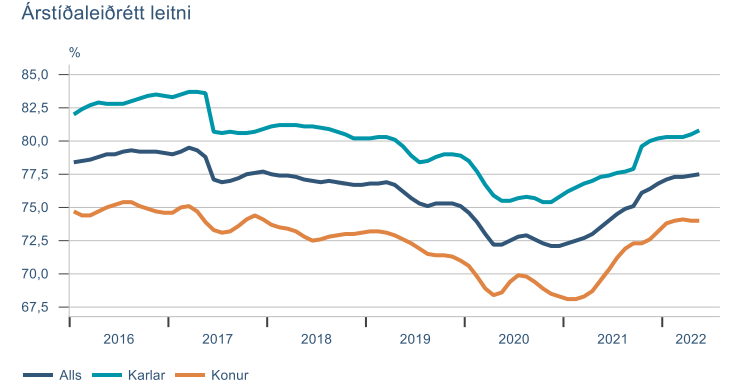
Atvinnuleysi



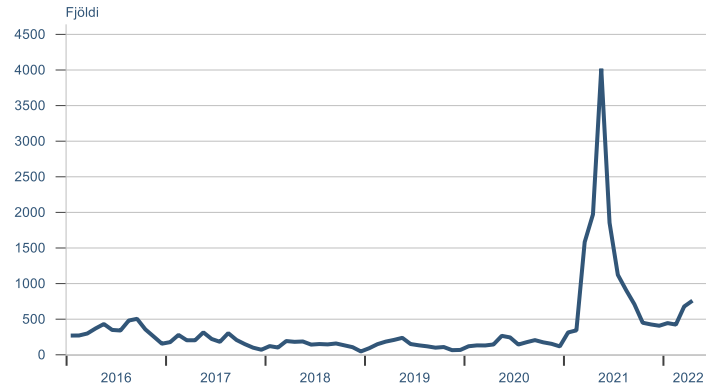
Fjöldi launagreiðenda



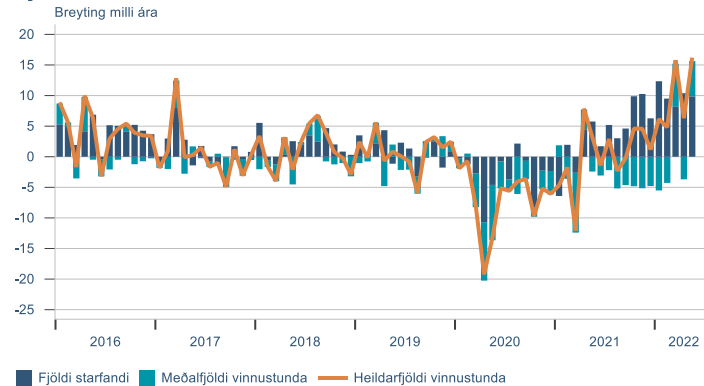
Atvinnuþáttaka



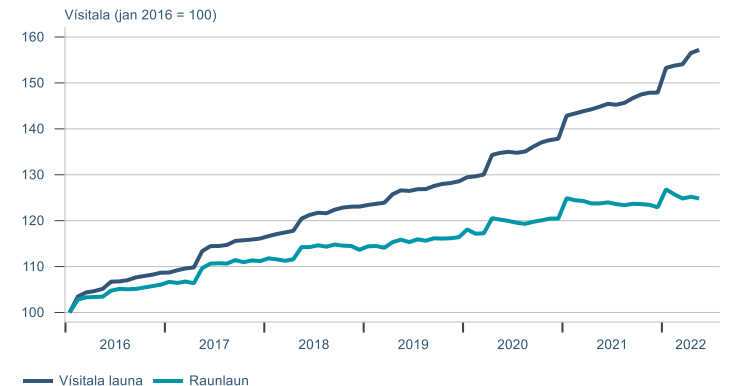
Laus störf



Fjöldi vinnustunda

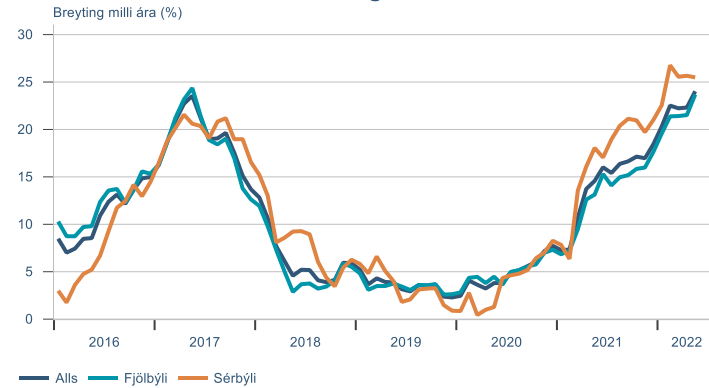


Laun

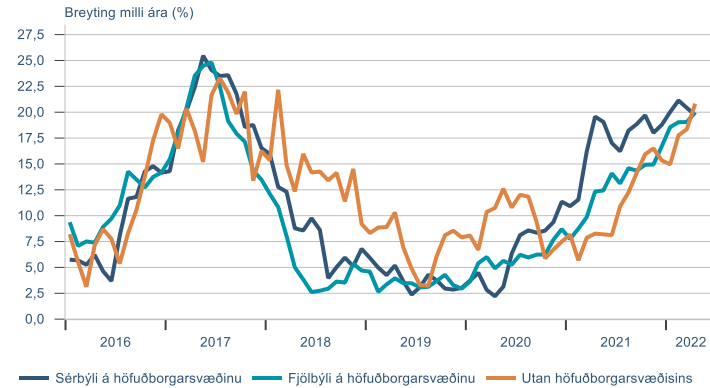


Fasteignamarkaðurinn

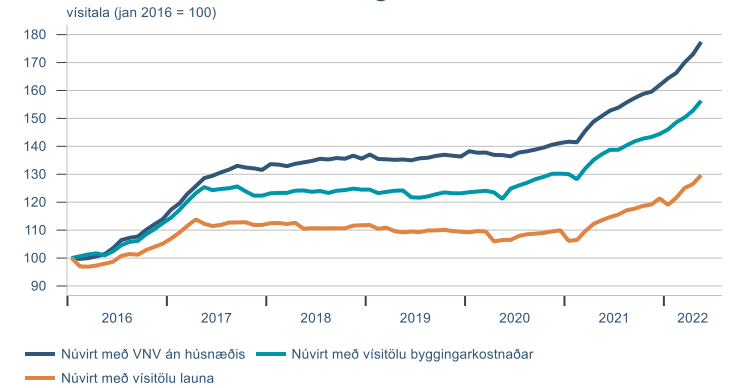
Vísitala íbúðaverðs á höfuðborgarsvæðinu



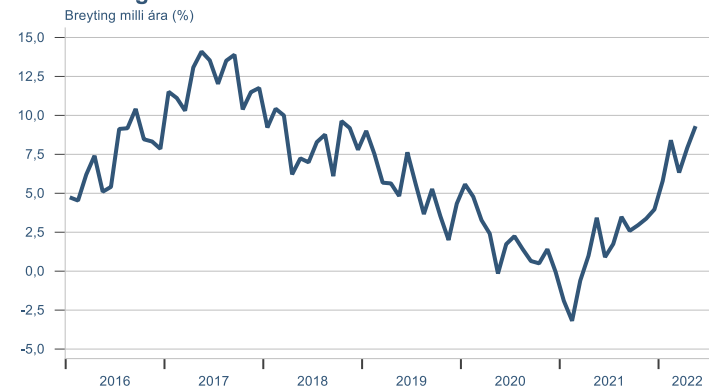
Vísitala markaðsverðs húsnæðis



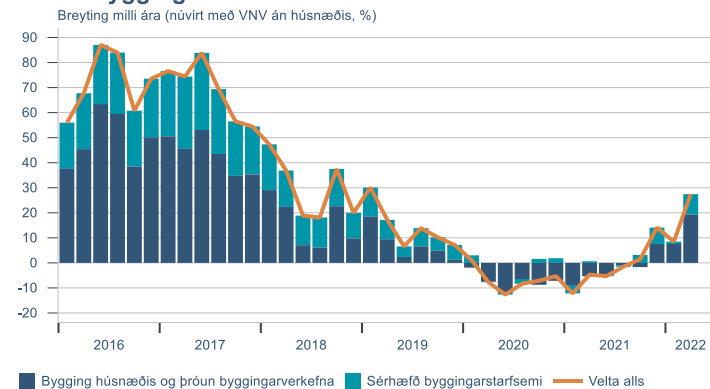
Vísitala íbúðaverðs á höfuðborgarsvæðinu



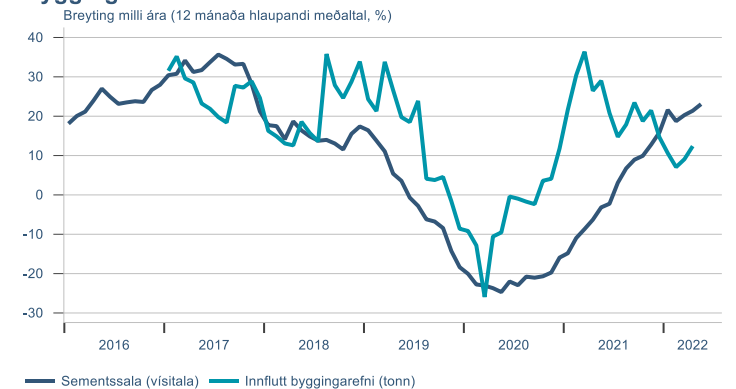
Vísitala leiguverðs



Velta í byggingariðnaði

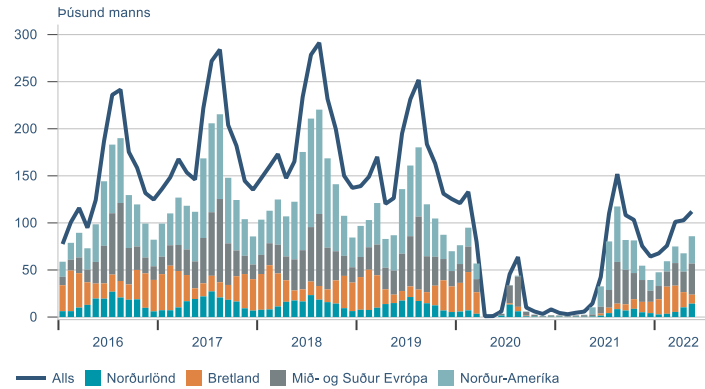


Byggingarvörur



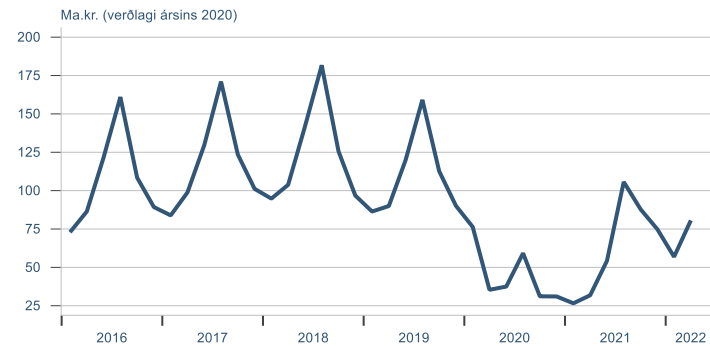
Ferðaþjónustan

Erlendir ferðamenn um Leifstöð



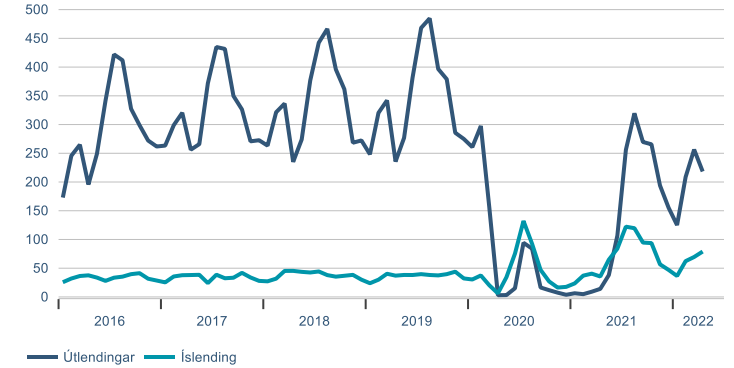
Velta í ferðaþjónustu

Velta á VSK-tímabili (2 mánuðir)



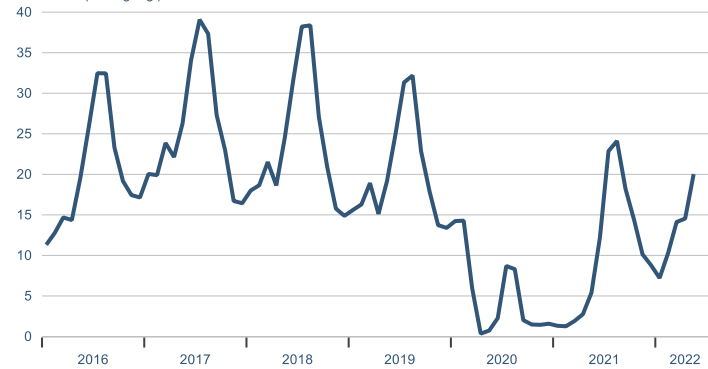
Gistinætur á hótélum

Þúsund nætur



Velta erlendra greiðslukorta

ma.kr. (föstu gengi)

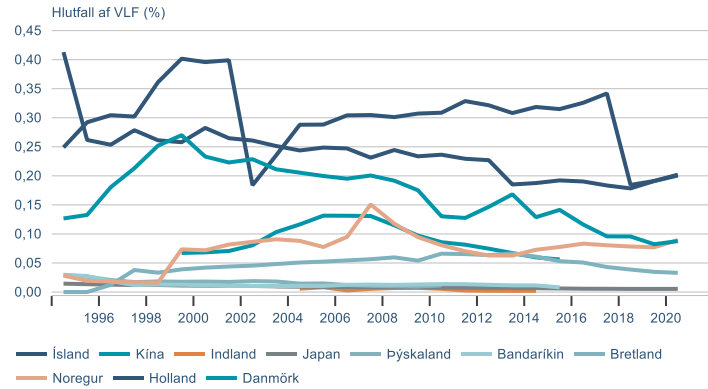


Fjöldi launagreiðenda í ferðaþjónustu

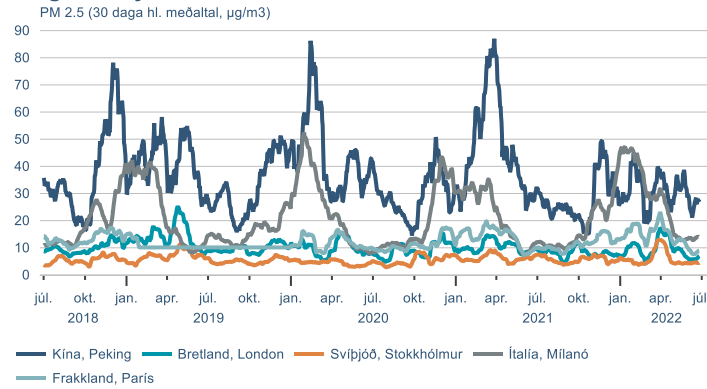


Sjálfbærni

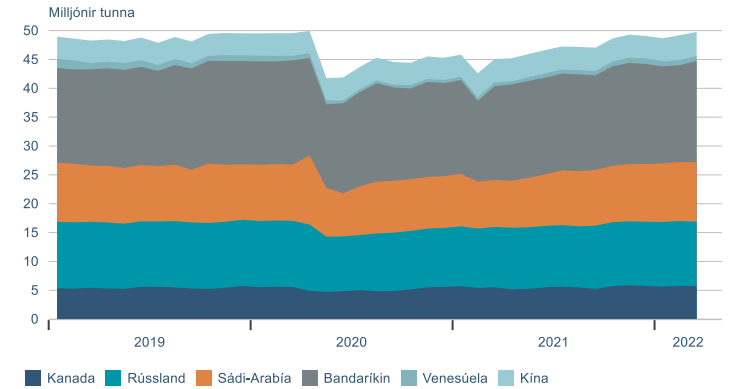
Umhverfisskattur



Magn svifryks



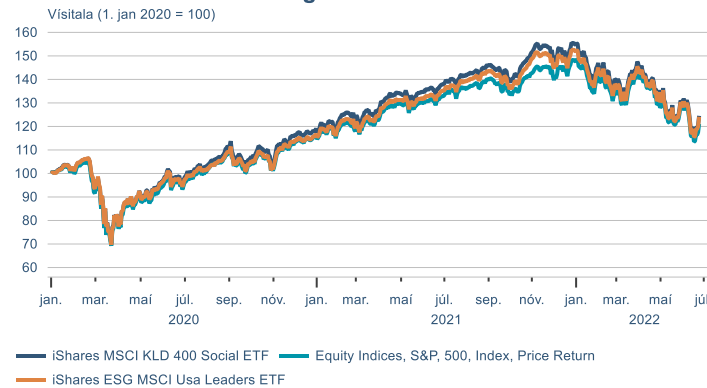
Framleiðsla hráolíu



EUA Losunarheimildir innan ETS viðskiptakerfisins



UFS Hlutabréfavisitölur og S&P 500

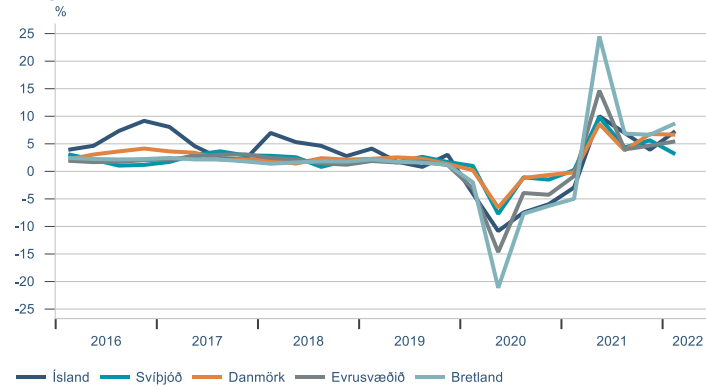


Hlutabréfavisitölur orkufyrirtækja (hluti af Eurofirst 300)

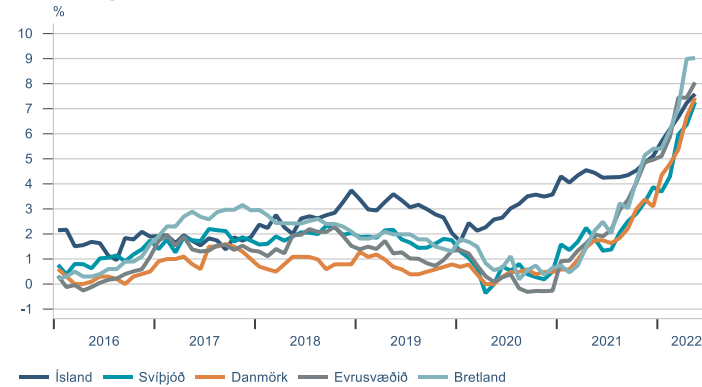


Alþjóðlegur samanburður

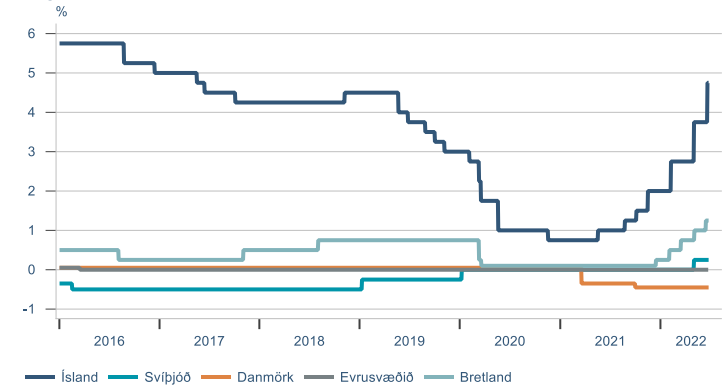
Hagvöxtur



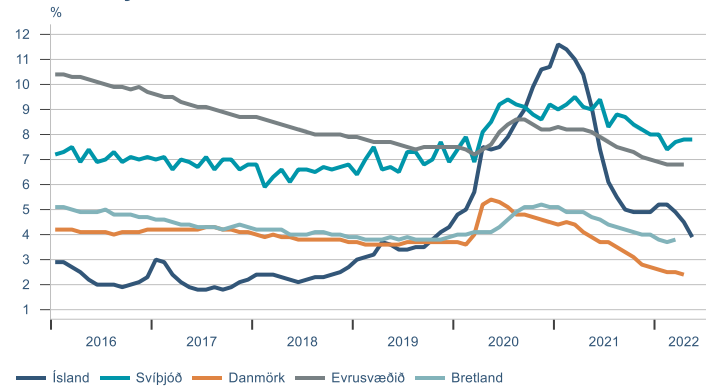
Verðbólga



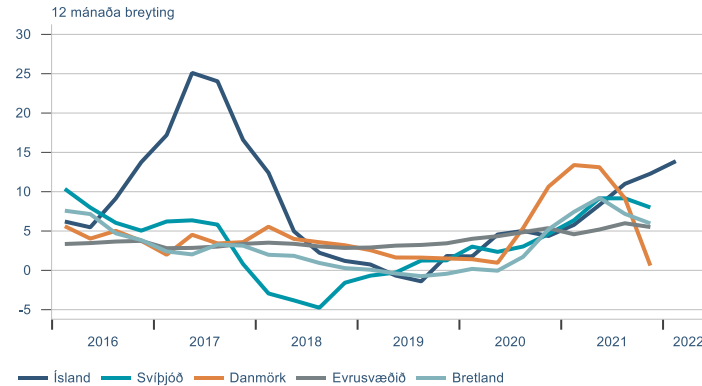
Stýrivextir



Atvinnuleysi



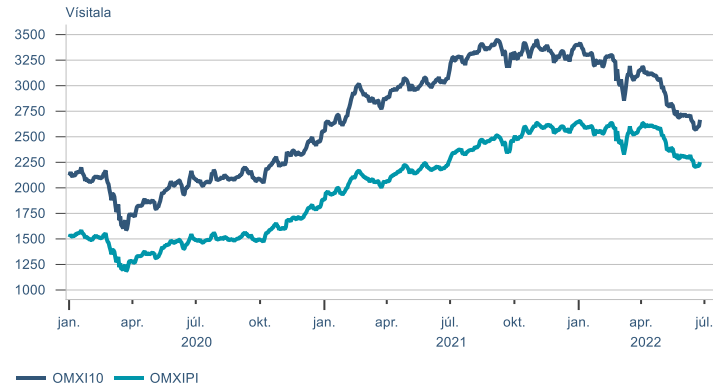
Rauverð íbúða



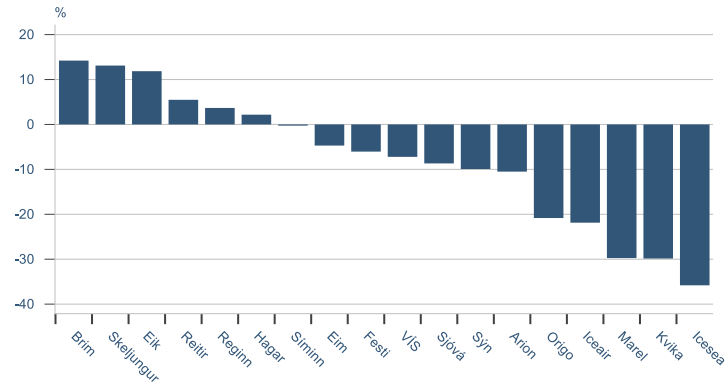
► Fjármálamarkaðir

Hlutabréf

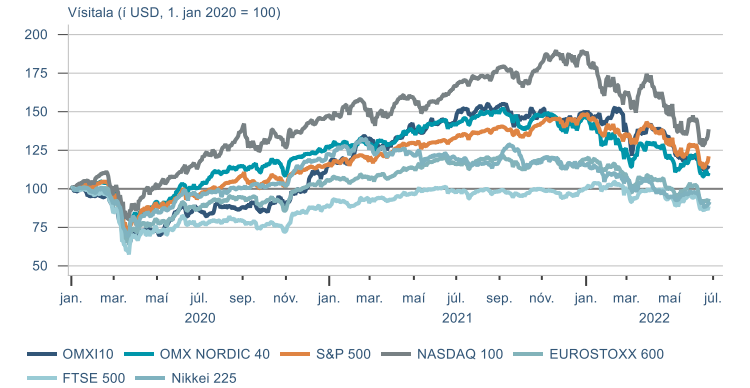
OMX-vísitölur



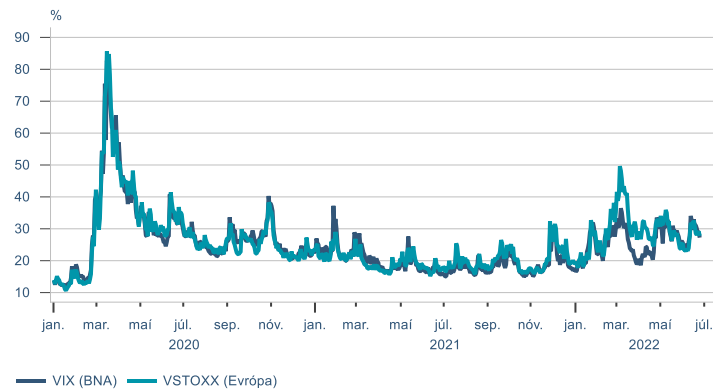
Það sem af er ári



Hlutabréfavisitölur

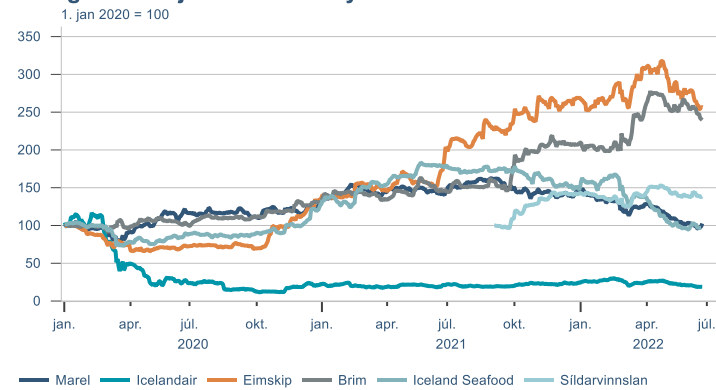


Vix-vísitölur

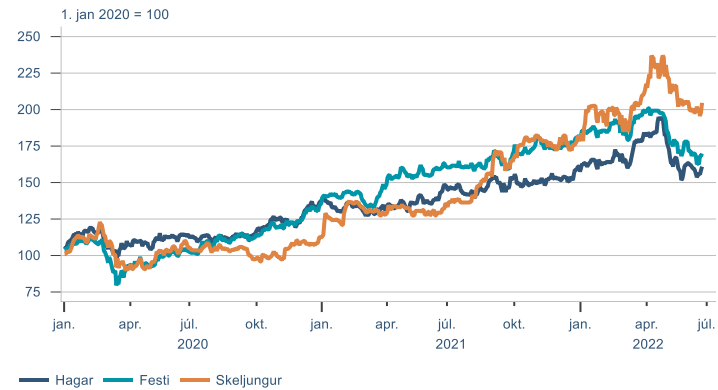


Hlutabréf

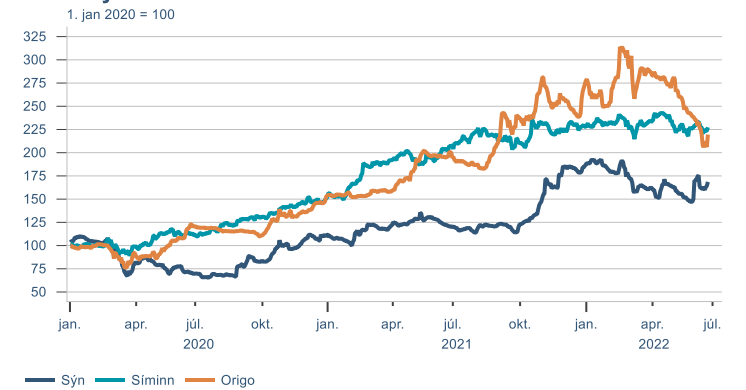
Félög með tekjur í erlendri mynt



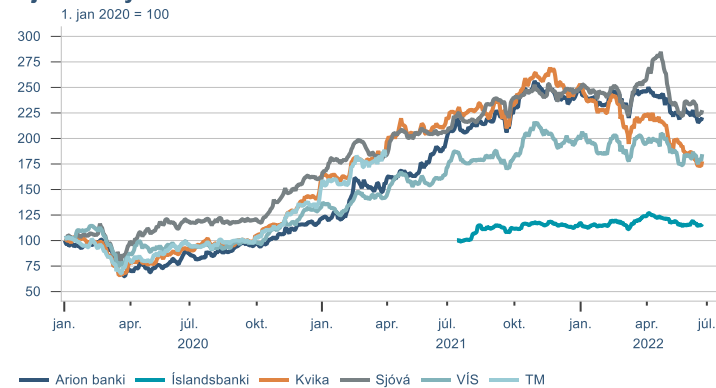
Smásala



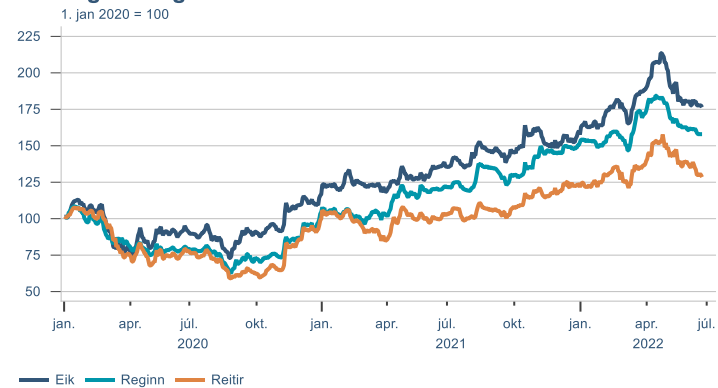
Tæknifyrirtæki



Fjármálfyrirtæki

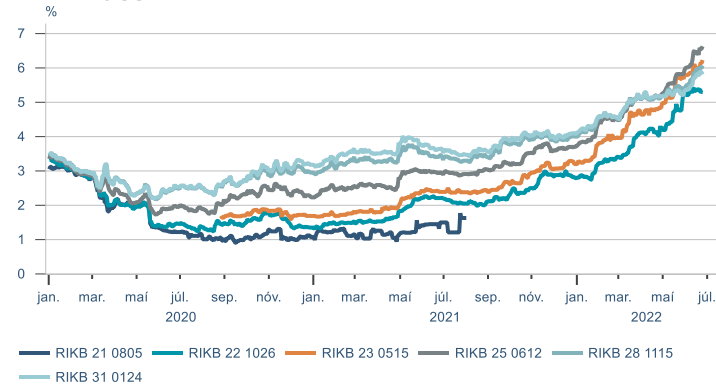


Fasteignafélög

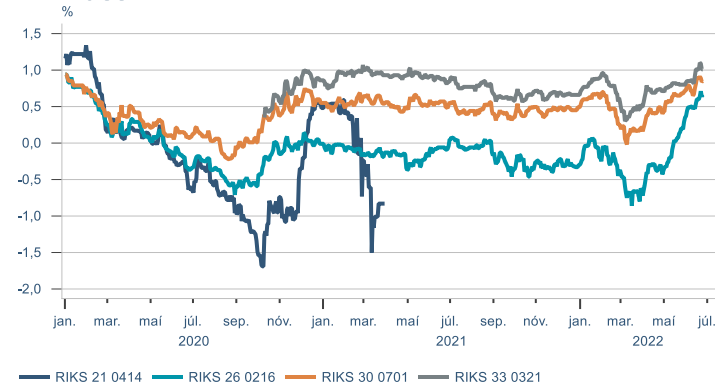


Skuldabréf

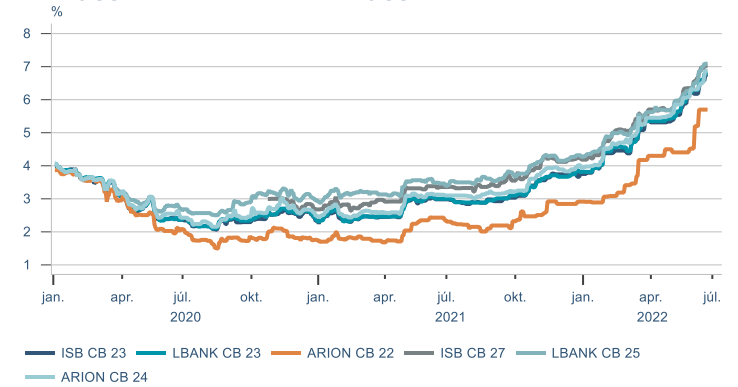
Óverðtryggð ríkisbréf



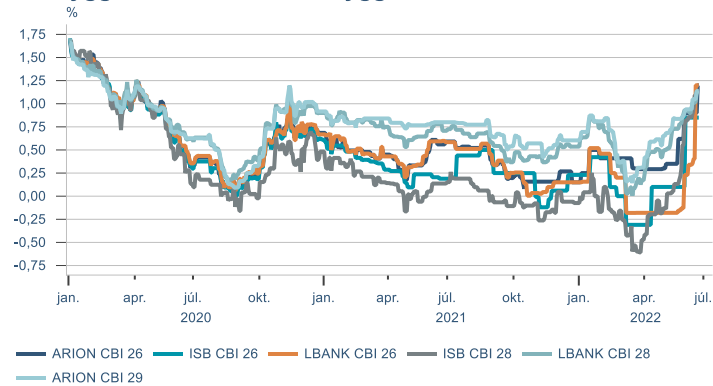
Verðtryggð ríkisbréf



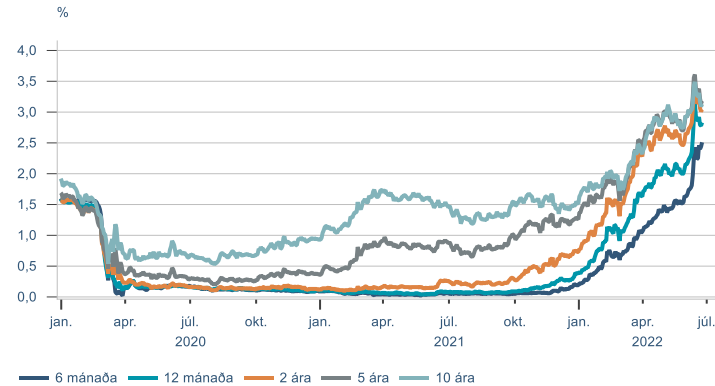
Sértryggð skuldabréf - óverðtryggð



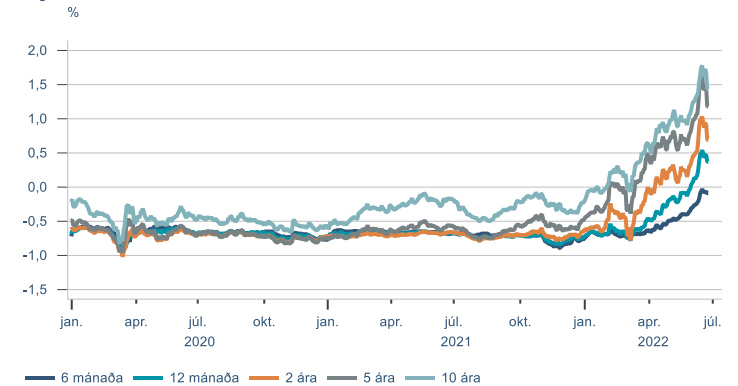
Sértryggð skuldabréf - verðtryggð



Bandarísk ríkisskuldabréf



Þýsk ríkisskuldabréf



Gjaldeyrir

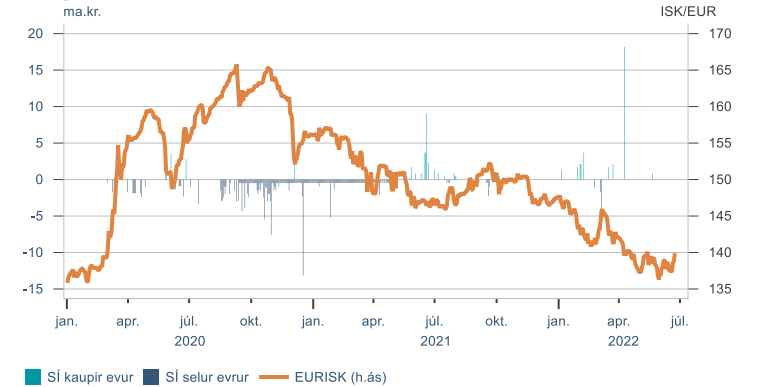
Gengi krónunnar



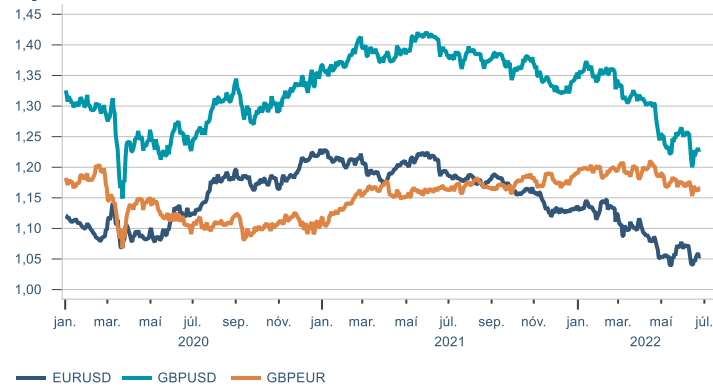
Gengisvísitalan



Inngrip SÍ



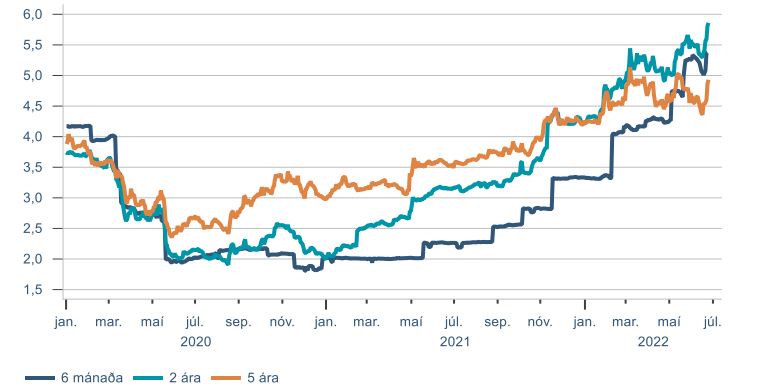
Gjaldmiðlakrossar



Raugengi

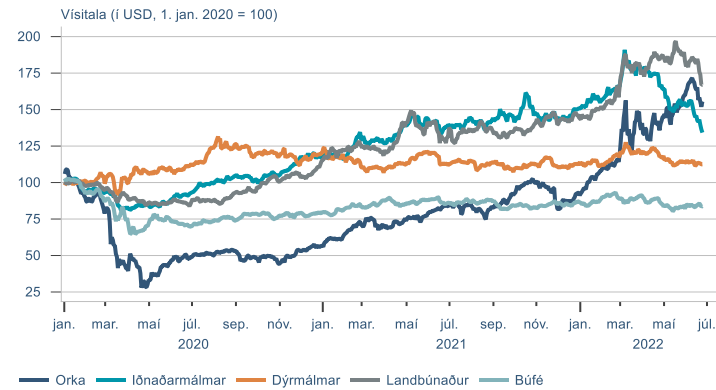


Vaxtamunur við evru



Hrávörur

S&P GSCI hrávörusíðilur



Álverð

3 mánaða framvirk verð, LME



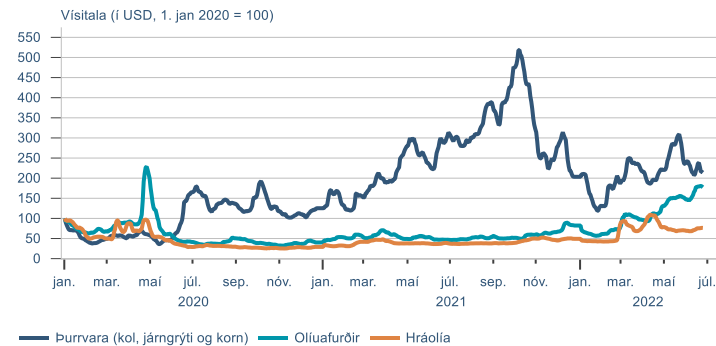
Heimsmarkaðsverð á olíu

Brent



Flutningskostnaður

Baltic exchange visitölur



		Áramót	1M	3M	12M
OMXI10	2666,0	-21,5%	-1,2%	-13,8%	-12,8%
Brim	87,0	14,2%	-7,0%	0,1%	64,1%
Eimskip	464,0	-5,7%	-4,1%	-14,1%	46,9%
Icelandair	1,4	-21,9%	-9,4%	-20,1%	-9,4%
Iceland Seafood	9,5	-35,8%	0,0%	-29,6%	-45,7%
Marel	608,0	-29,7%	-0,7%	-18,3%	-28,2%
Sildarvinnslan	95,6	-3,5%	0,6%	-0,5%	56,3%
Festi	208,0	-6,0%	1,0%	-13,3%	5,9%
Hagar	67,0	-0,7%	3,1%	-12,4%	8,4%
Skeljungur	15,8	13,1%	-1,3%	-1,3%	55,2%
Nova	4,5				
Origo	57,0	-20,8%	-10,2%	-24,3%	12,2%
Síminn	11,9	-0,3%	3,5%	-1,7%	12,4%
Nova	59,0	-9,9%	12,4%	4,4%	39,2%
Arion	157,0	-10,5%	-0,9%	-9,9%	17,4%
Íslandsbanki	119,2	-1,0%	1,2%	-4,2%	27,3%
Kvika	18,8	-29,9%	-7,4%	-19,0%	-15,2%
Sjóvá	31,8	-16,3%	2,6%	-10,2%	-3,5%
VÍS	17,1	-7,2%	6,2%	-8,6%	14,0%
Eik	13,3	11,9%	-2,2%	-5,8%	29,2%
Reginn	33,6	3,7%	-2,9%	-8,2%	31,1%
Reitir	88,0	3,5%	-5,4%	-4,3%	23,1%
Ölgerðin	9,5				

Heimild: Kodiak

Gjaldeyri		áramót	1M	3M	12M
GVT	186,1	-4,9%	0,2%	-1,7%	-2,3%
EUR	139,7	-5,4%	0,3%	-1,1%	-4,4%
USD	132,7	1,8%	2,2%	3,2%	8,4%
GBP	162,9	-7,3%	0,3%	-3,9%	-4,3%
DKK	18,8	-5,4%	0,3%	-1,1%	-4,5%
SEK	13,1	-9,2%	-1,5%	-4,2%	-9,6%
NOK	13,4	-9,4%	-1,1%	-10,0%	-6,9%
CHF	138,7	-2,9%	2,9%	0,4%	4,1%
JPY	0,98	-13,3%	-3,7%	-7,0%	-11,1%

Heimild: Kodiak

Ríkisskuldabréf	krafa	verð	meðalt.	ávöxtun			
				áramót	1M	3M	12M
RIKB 22 1026	5,26%	100,6	0,3	0,6%	0,3%	0,5%	1,2%
RIKB 23 0515	6,29%	96,0	0,9	-1,0%	0,1%	-0,2%	-0,9%
RIKB 24 0415	6,48%	93,4	1,8	-3,3%	-0,7%	-1,4%	-3,4%
RIKB 25 0612	6,63%	103,6	2,7	-5,3%	-1,5%	-2,5%	-6,0%
RIKB 28 1115	6,07%	94,4	5,4	-8,5%	-2,7%	-3,8%	-9,9%
RIKB 31 0124	5,80%	104,6	6,7	-8,7%	-2,5%	-3,4%	-9,7%
RIKB 42 0217	5,46%	88,5	12,8		-1,9%	-3,4%	
RIKS 26 0216	0,66%	103,0	3,6	1,2%	-0,9%	-1,8%	4,6%
RIKS 30 0701	0,84%	118,6	7,1	2,7%	-0,4%	-1,7%	5,4%
RIKS 33 0321	1,01%	120,2	9,4	2,2%	-1,0%	-1,4%	6,6%
RIKS 37 0115	0,96%	100,6	13,6		0,7%	1,4%	

Heimild: Kodiak

Hlutabréfavisitölur		áramót	1M	3M	n
OMXI10	2666,0	-21,5%	-1,2%	-13,8%	-12,8%
OMXN40	1982,5	-19,0%	-4,6%	-8,9%	-12,0%
S&P 500	3911,7	-17,9%	-0,8%	-13,5%	-8,3%
FTSE 100	7208,8	-2,4%	-3,7%	-3,5%	1,4%

Heimild: Macrobond

Innihald og form skjals þessa er unnið af starfsmönnum Hagfræðideildar Landsbankans hf. (hagfraedideild@landsbankinn.is) og byggist á aðgengilegum opinberum upplýsingum á þeim tíma sem greiningin var unnin. Mat á þeim upplýsingum endurspeglar skoðanir starfsmanna Hagfræðideildar Landsbankans á þeim degi þegar greiningin er dagsett, en þær geta breyst án fyrirvara.

Landsbankinn hf. og starfsfólk hans taka ekki ábyrgð á viðskiptum sem byggð eru á þeim upplýsingum og skoðunum sem hér eru settar fram.

Bent skal á að Landsbankinn hf. getur á hverjum tíma haft beinna eða óbeinna hagsmuna að gæta, ýmist sjálfur, dótturfélög hans eða fyrir hönd viðskiptamanna, s.s. sem fjárfestir, lánardrottinn eða þjónustuaðili. Greiningar eru engu að síður unnar sjálfstætt af Hagfræðideild Landsbankans og innan Landsbankans eru í gildi reglur um aðskilnað starfssviða sem eru aðgengilegar á vef bankans.