

Vikubyrjun 7. júní 2022

Hagfræðideild



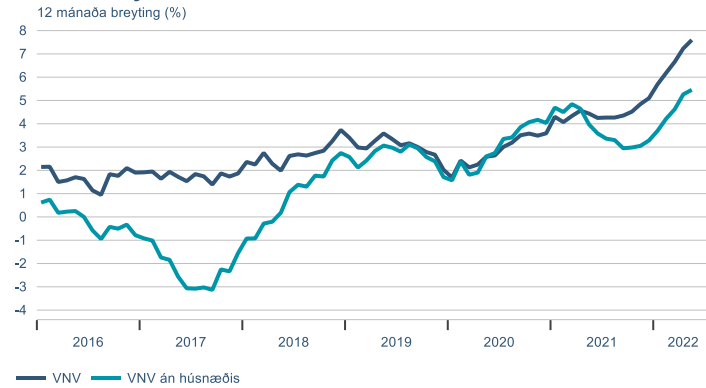
Dagatal

Vikud.	Dag.	kl.	Viðburður	Tímabil	Birtingaraðili
mán	6. jún.		Flutningstölur	maí	Icelandair
þri	7. jún.		Flutningstölur	maí	Play
		9:00	Nýskráningar félaga	maí	Hagstofan
mið	8. jún.	9:00	Raungengi	maí	Seðlabankinn
			Útboð sértryggðra skuldabréfa		Íslandsbanki
		9:00	Vöruviðskipti (bráðabirgðatölur)	maí	Hagstofan
		9:00	Efnahagur Seðlabankans	maí	Seðlabankinn
		9:00	Fjármálareikningar fjármálafyrirtækja	1. ársfj.	Seðlabankinn
		9:00	Gjaldeyrismarkaður	maí	Seðlabankinn
		9:00	Krónumarkaður	maí	Seðlabankinn
		9:00	Lífeyrissjóðir	maí	Seðlabankinn
fim	9. jún.	16:00	Markaðsupplýsingar		Lánamál ríkisins
		9:00	Fjármál hins opinbera	1. ársfj.	Hagstofan
		9:00	Erlend staða Seðlabankans	maí	Seðlabankinn
fös	10. jún.		Ferðamenn um Leifsstöð	maí	Ferðamálastofa
		9:00	Efnahagslegar skammtímatölur		Hagstofan

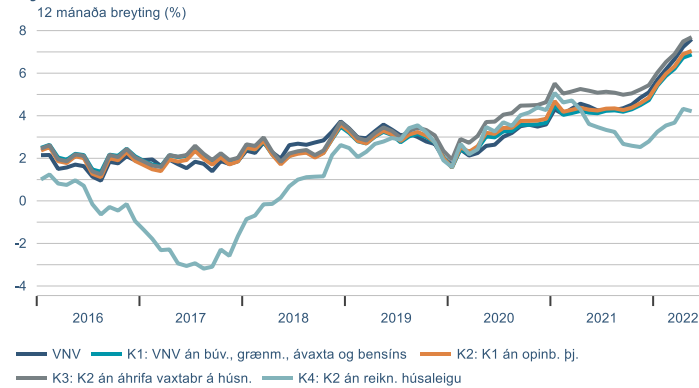
▶ Efnahagsmál

Verðlag

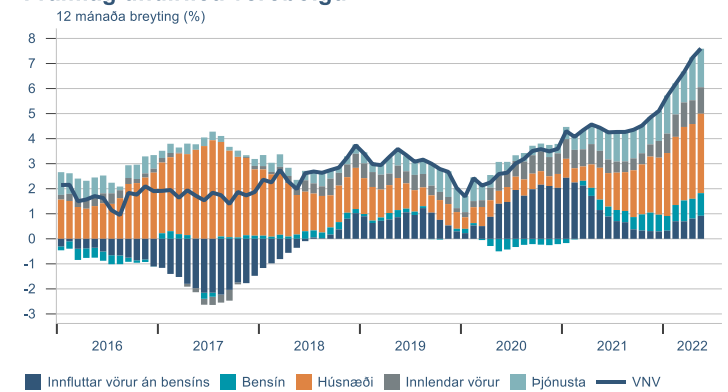
Vísitala neysluverðs



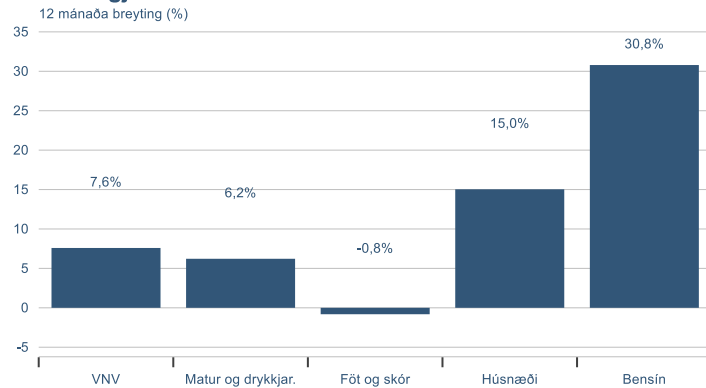
Kjarnavísitölur



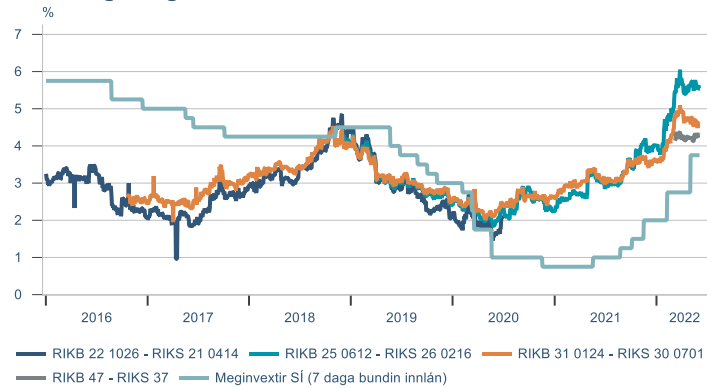
Framlag undirliða verðbólgu



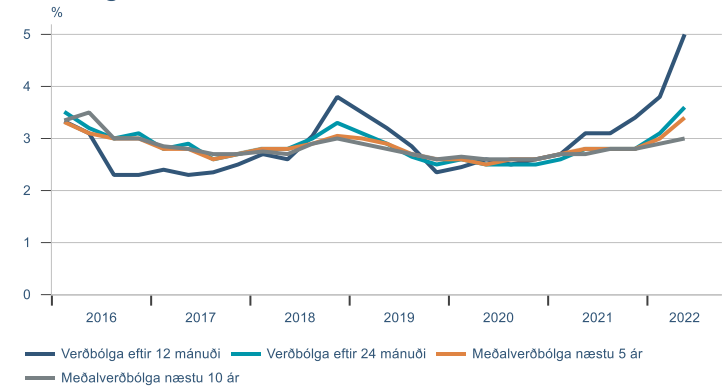
Valdir útgjaldaliðir



Verðbólguálag á skuldabréfamarkaði

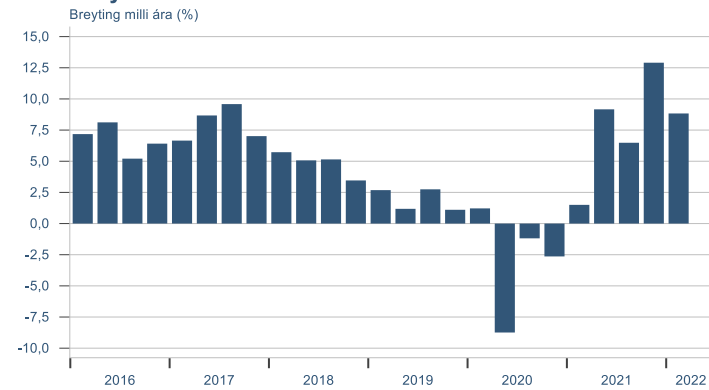


Væntingakönnun markaðsaðila

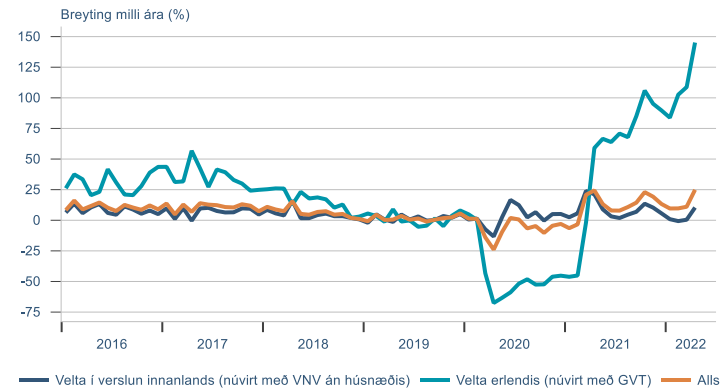


Heimilin

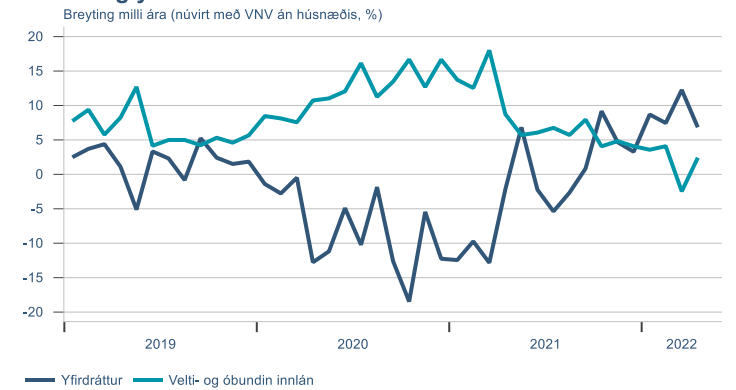
Einkaneysla



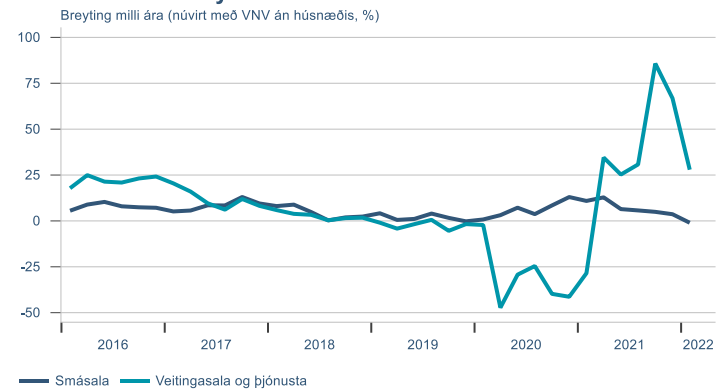
Greiðslukortavelta



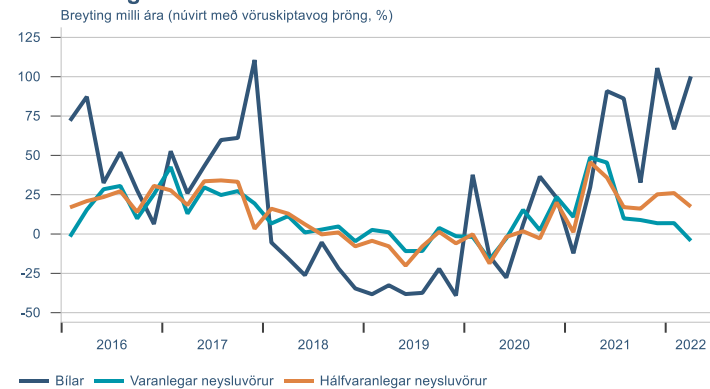
Innlán og yfirdráttur heimilana



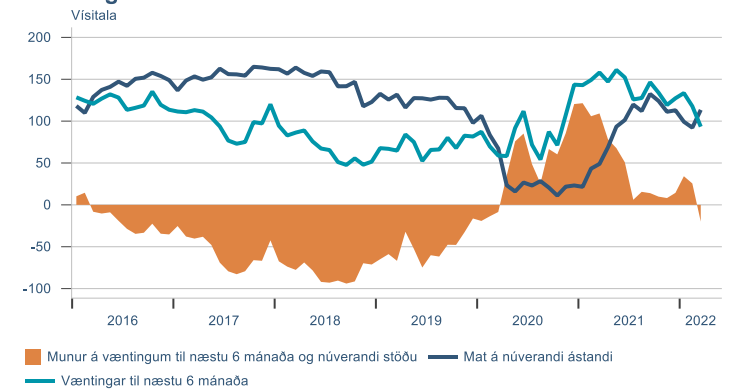
Velta skv. VSK-skýrslum



Innflutningur

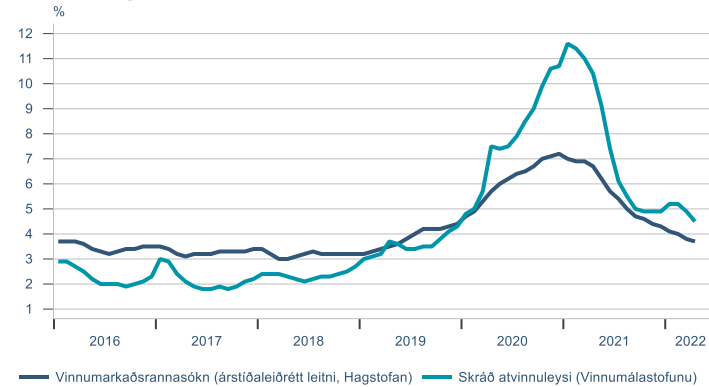


Væntingarvísitala

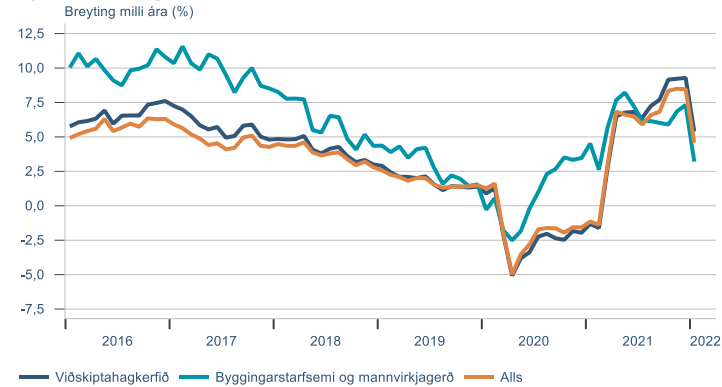


Vinnumarkaðurinn

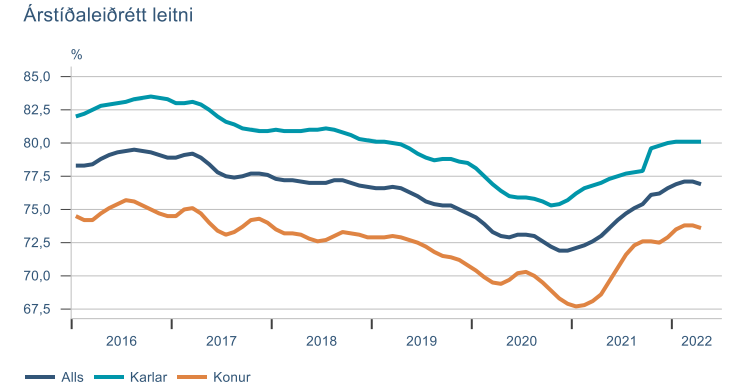
Atvinnuleysi



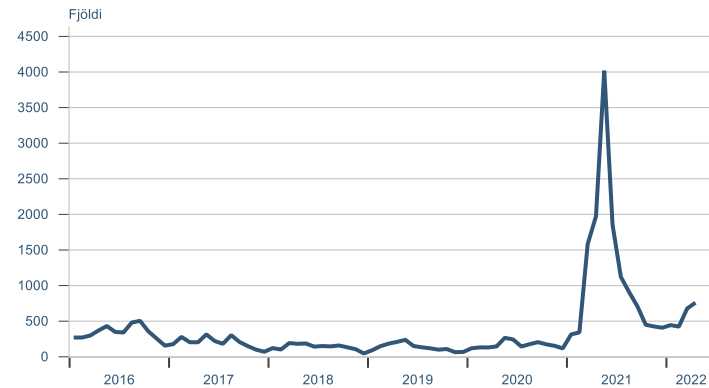
Fjöldi launagreiðenda



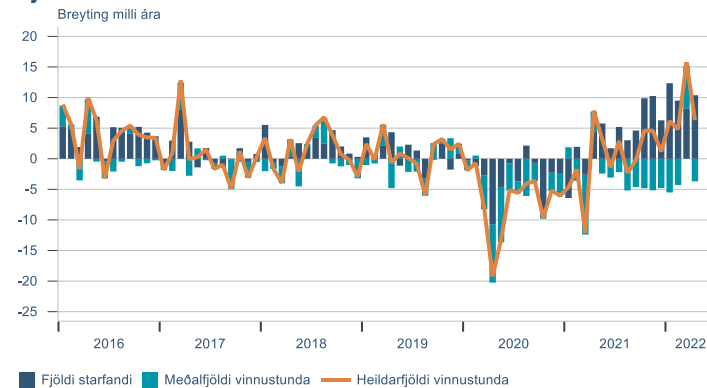
Atvinnuþáttaka



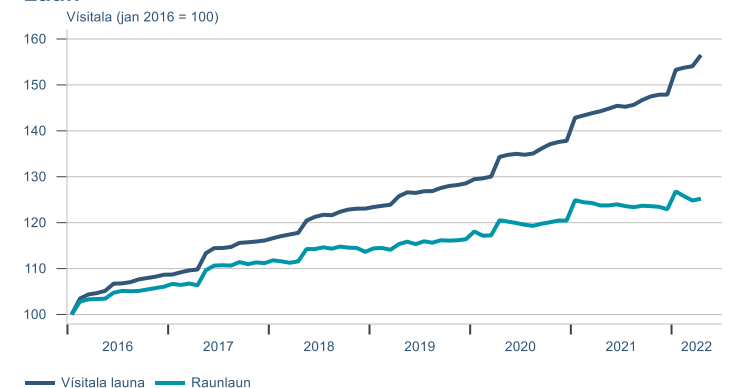
Laus störf



Fjöldi vinnustunda

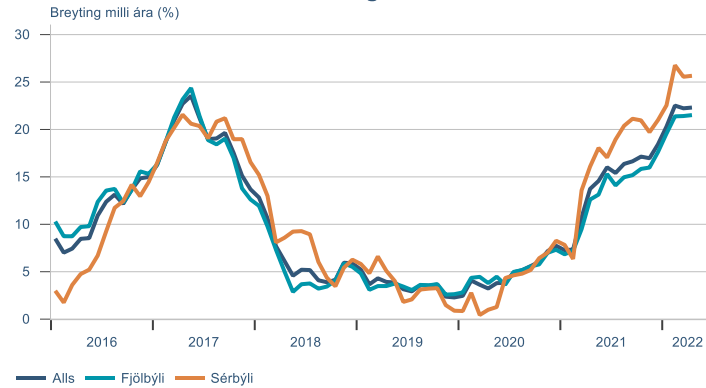


Laun

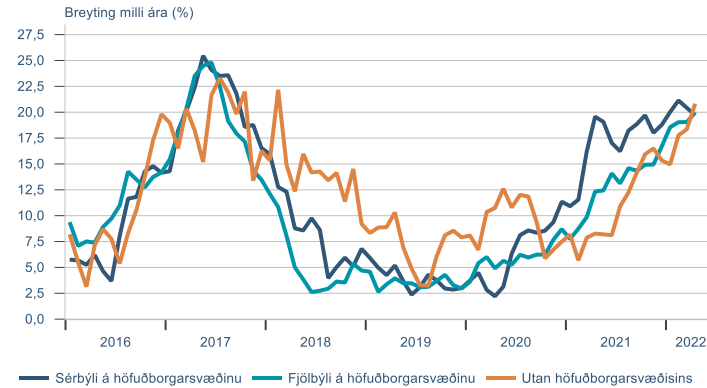


Fasteignamarkaðurinn

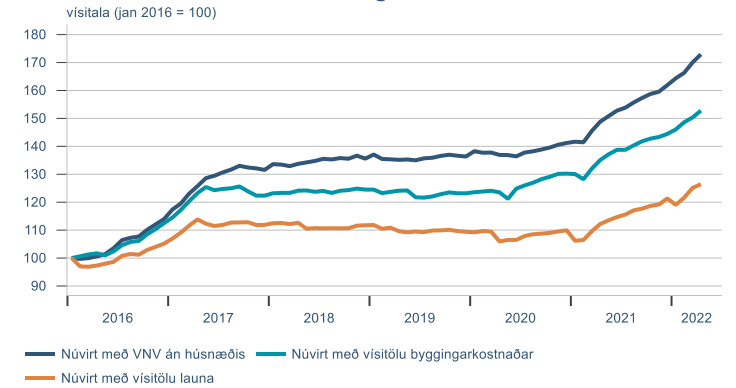
Vísitala íbúðaverðs á höfuðborgarsvæðinu



Vísitala markaðsverðs húsnæðis



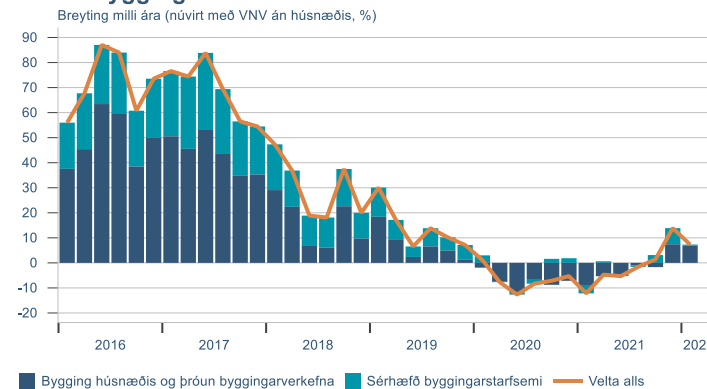
Vísitala íbúðaverðs á höfuðborgarsvæðinu



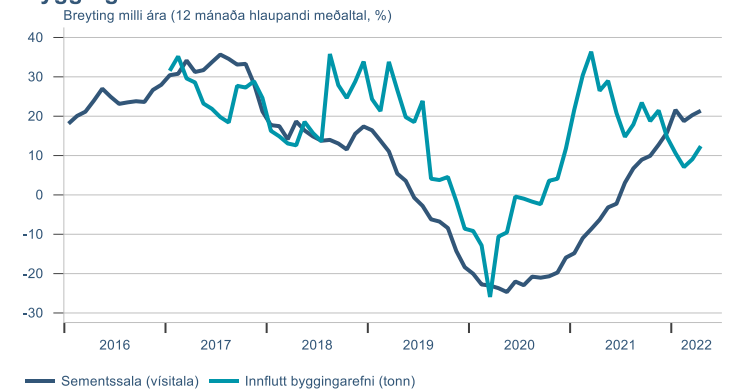
Vísitala leiguverðs



Velta í byggingariðnaði

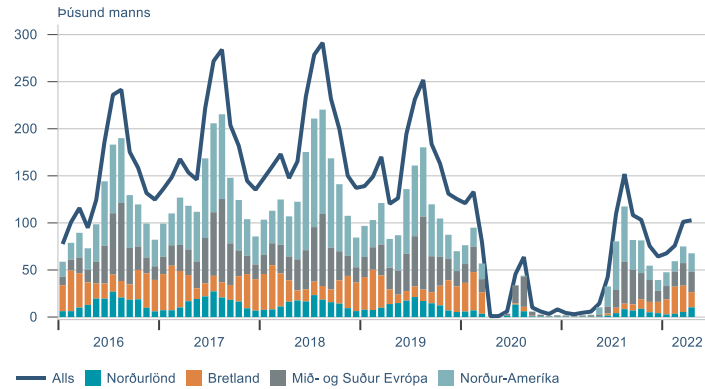


Byggingarvörur



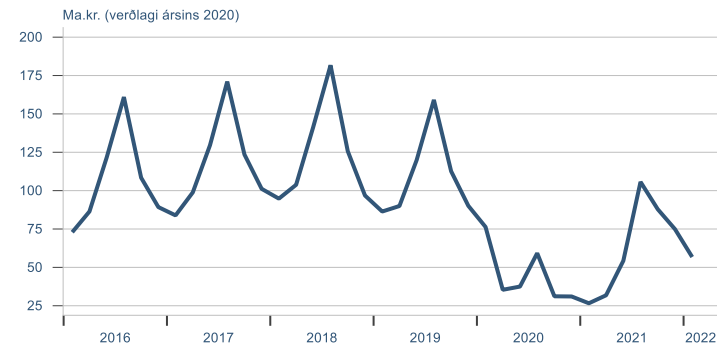
Ferðaþjónustan

Erlendir ferðamenn um Leifstöð



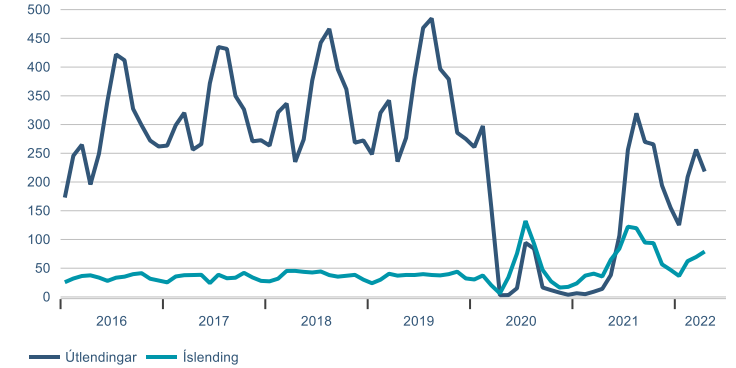
Velta í ferðaþjónustu

Velta á VSK-tímabili (2 mánuðir)



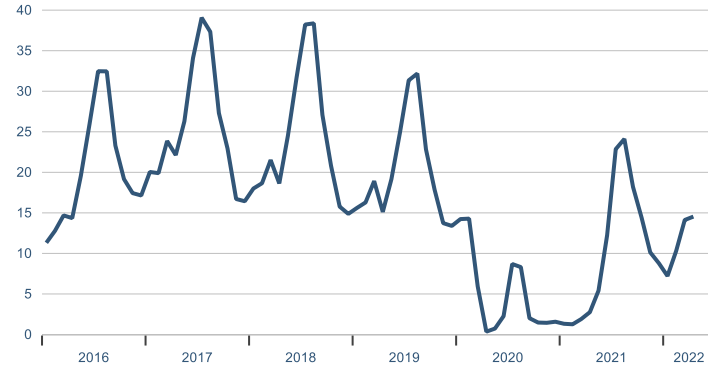
Gistinætur á hótélum

Þúsund nætur



Velta erlendra greiðslukorta

ma.kr. (föstu gengi)

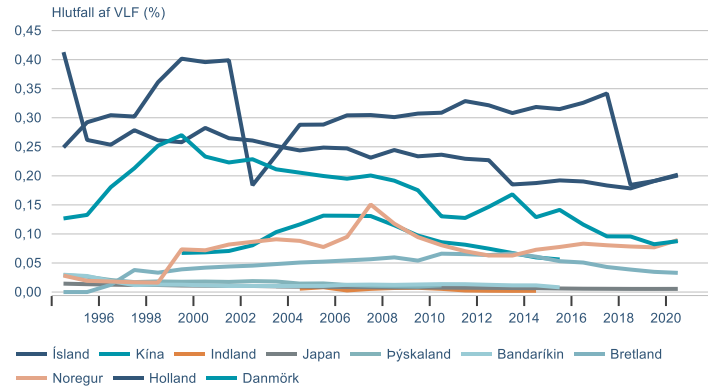


Fjöldi launagreiðenda í ferðaþjónustu

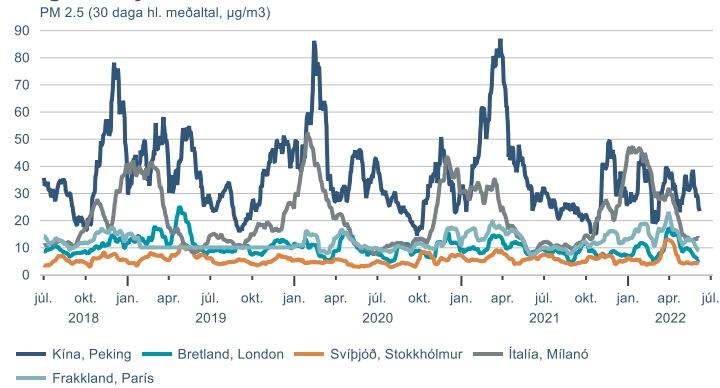


Sjálfbærni

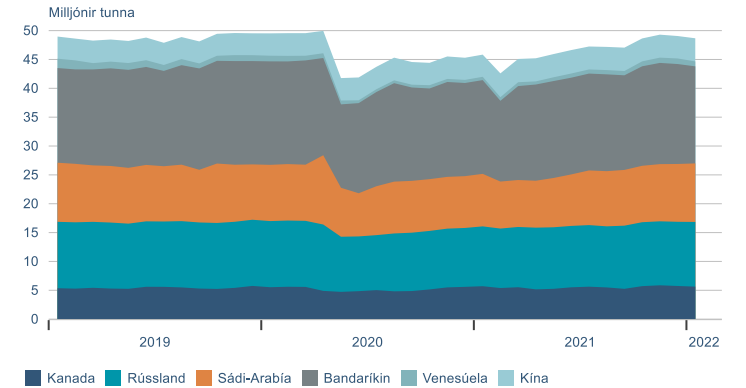
Umhverfisskattur



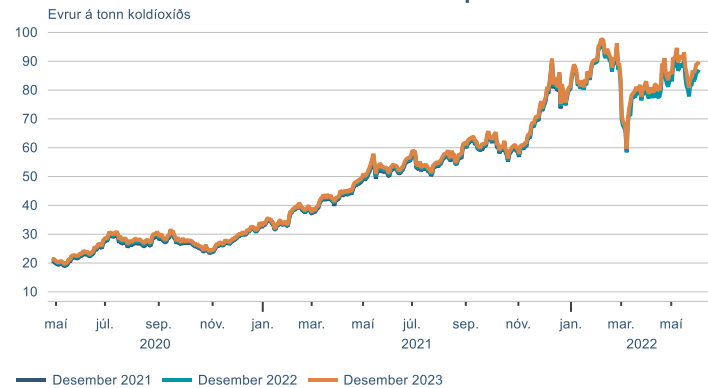
Magn svifryks



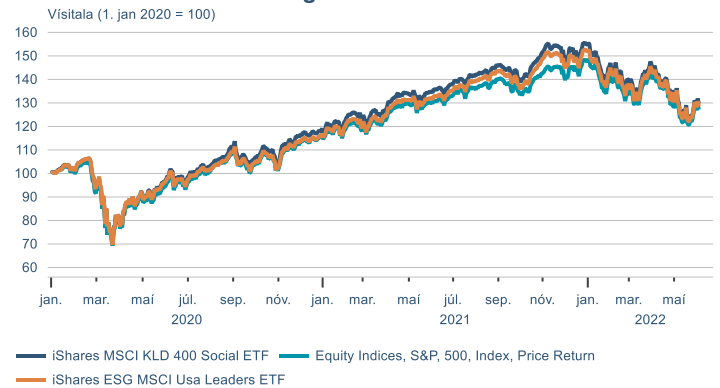
Framleiðsla hráolíu



EUA Losunarheimildir innan ETS viðskiptakerfisins



UFS Hlutabréfavisitölur og S&P 500

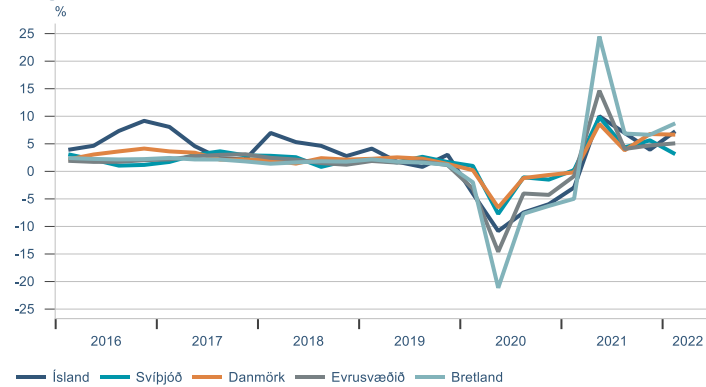


Hlutabréfavisitölur orkufyrirtækja (hluti af Eurofirst 300)

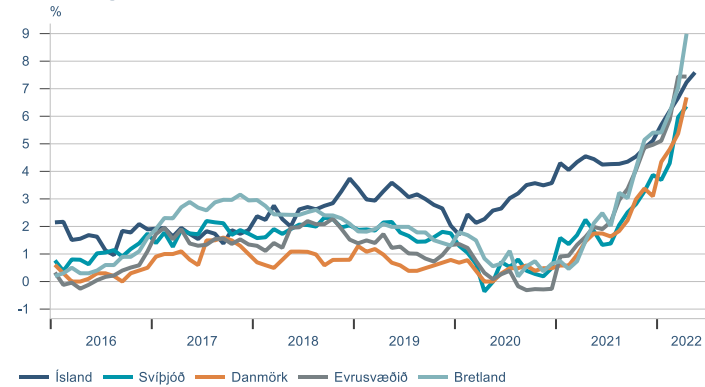


Alþjóðlegur samanburður

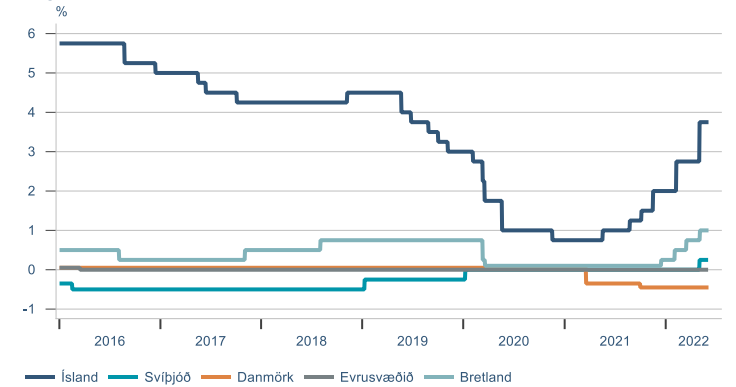
Hagvöxtur



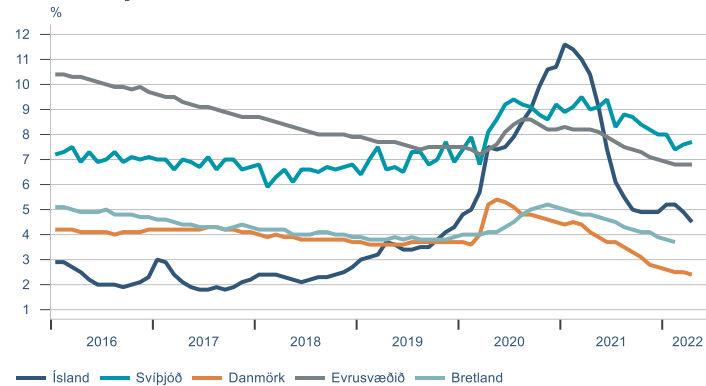
Verðbólga



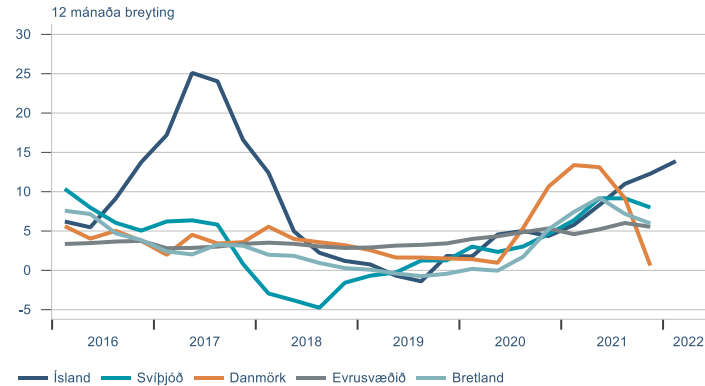
Stýrivextir



Atvinnuleysi



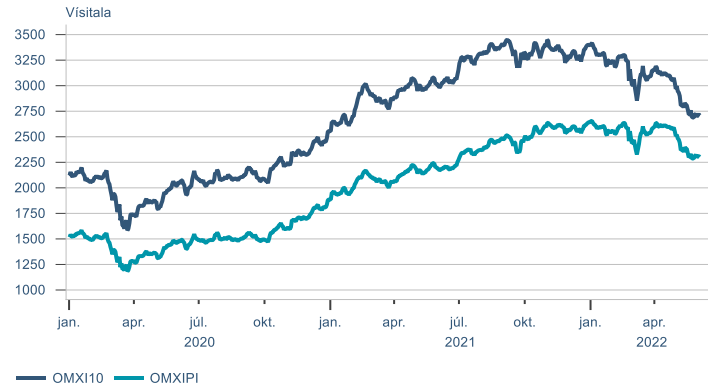
Rauverð íbúða



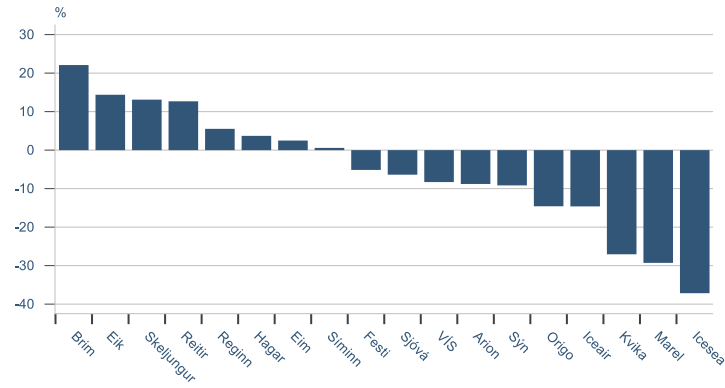
► Fjármálamarkaðir

Hlutabréf

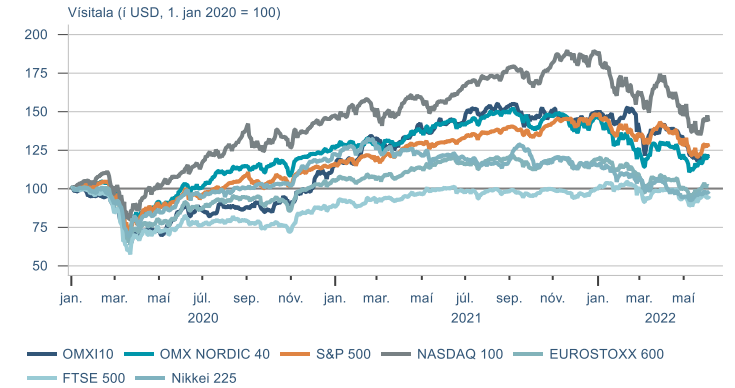
OMX-vísitölur



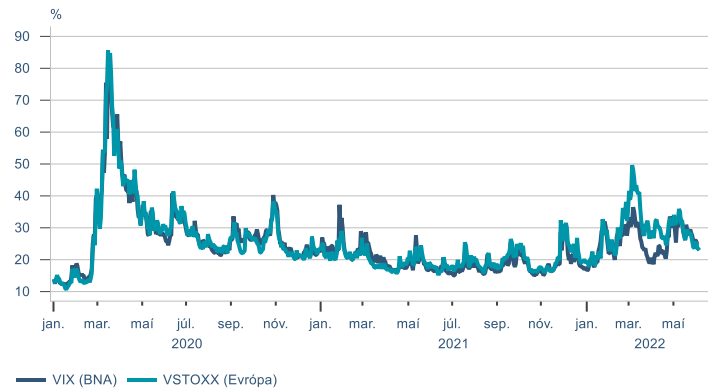
Það sem af er ári



Hlutabréfavisitölur

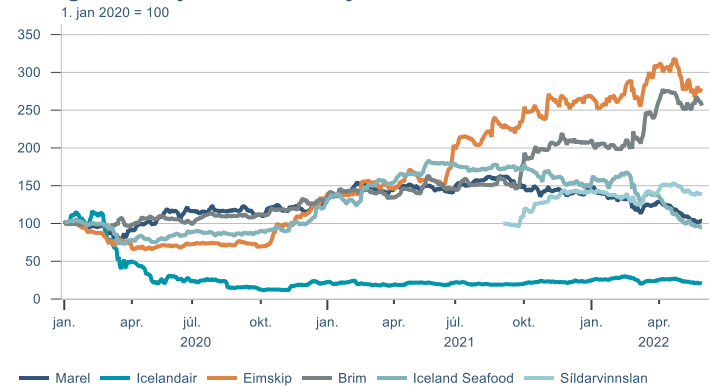


Vix-vísitölur

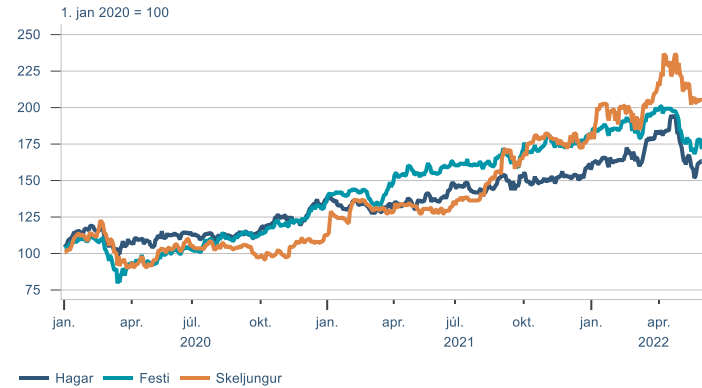


Hlutabréf

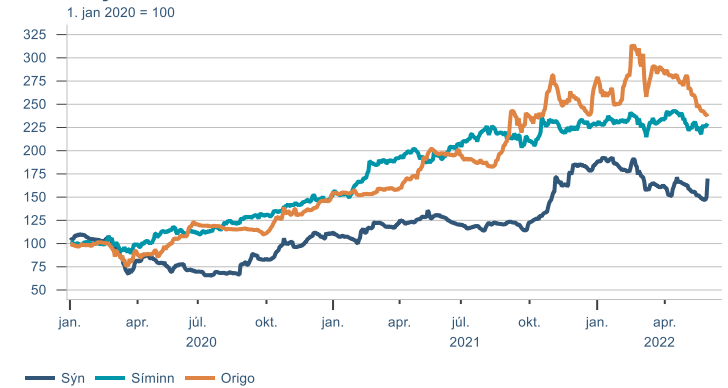
Félög með tekjur í erlendri mynt



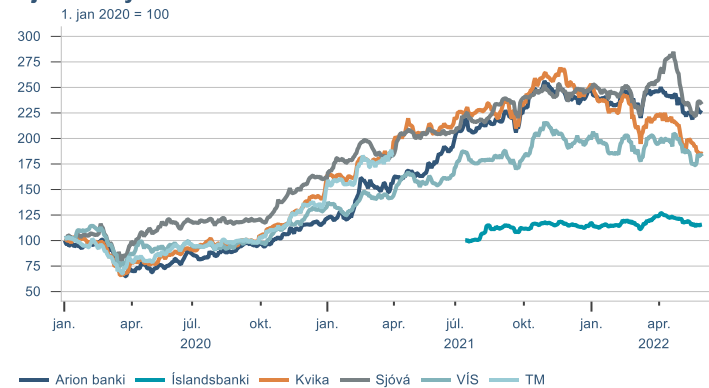
Smásala



Tæknifyrirtæki



Fjármálfyrirtæki

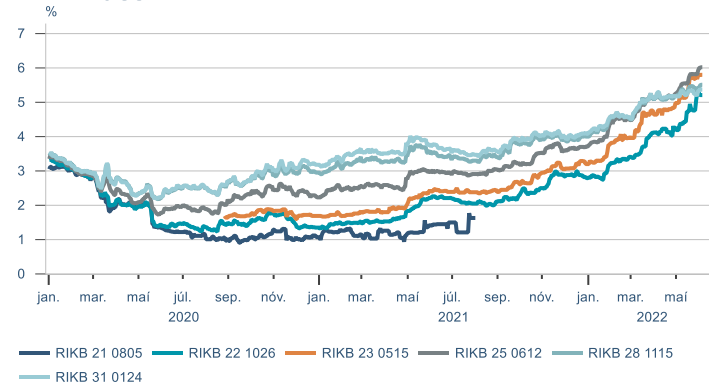


Fasteignafélög

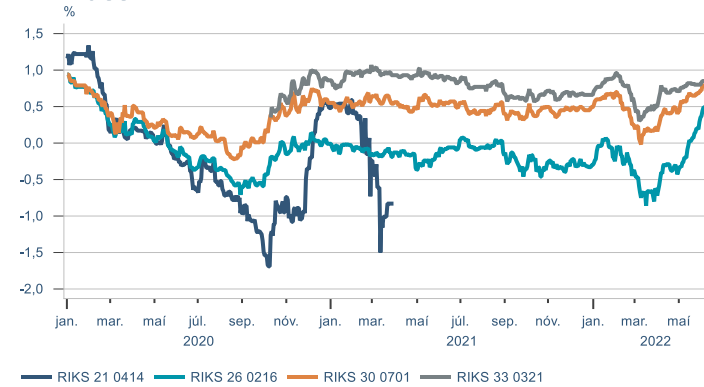


Skuldabréf

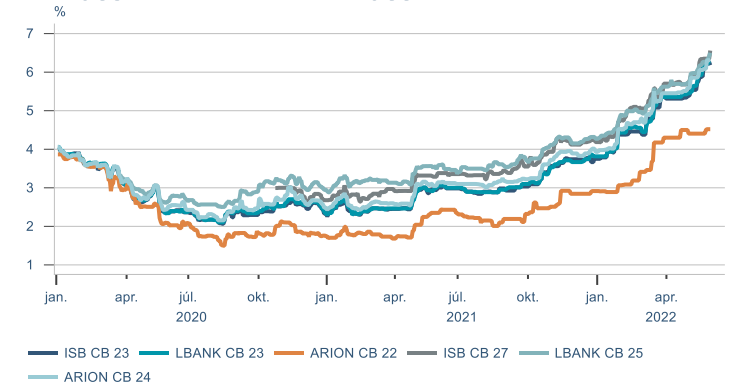
Óverðtryggð ríkisbréf



Verðtryggð ríkisbréf



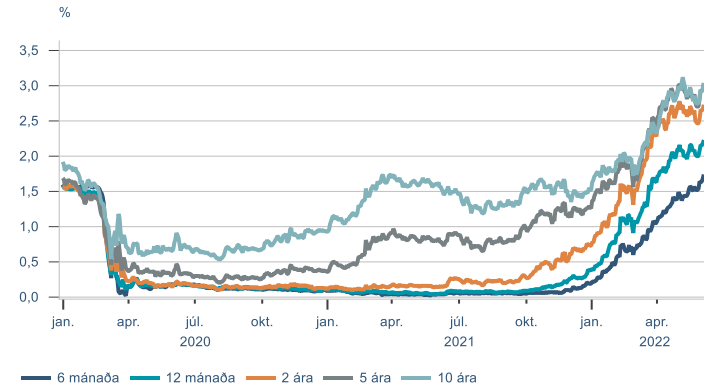
Sértryggð skuldabréf - óverðtryggð



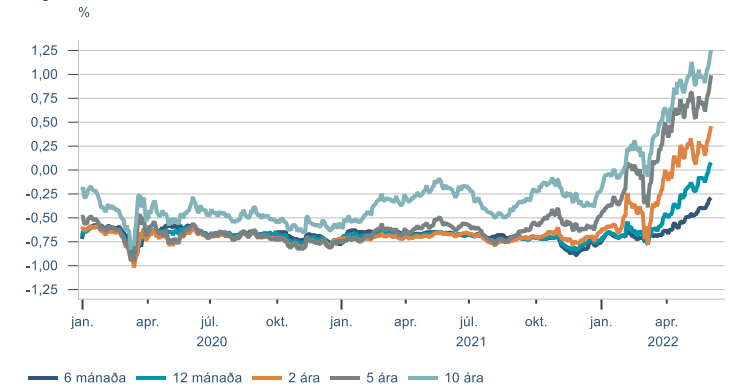
Sértryggð skuldabréf - verðtryggð



Bandarísk ríkisskuldabréf



Þýsk ríkisskuldabréf



Gjaldeyrir

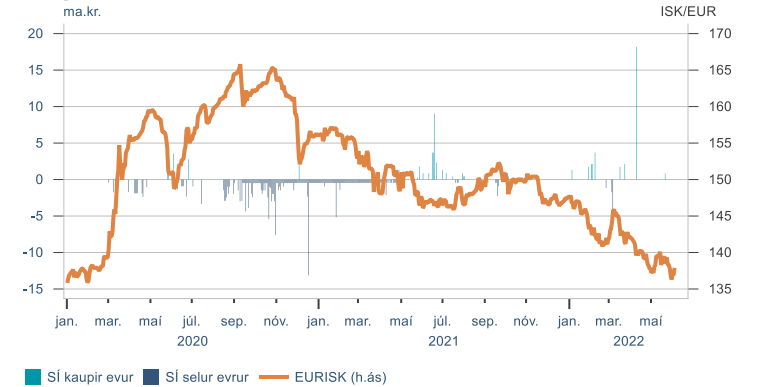
Gengi krónunnar



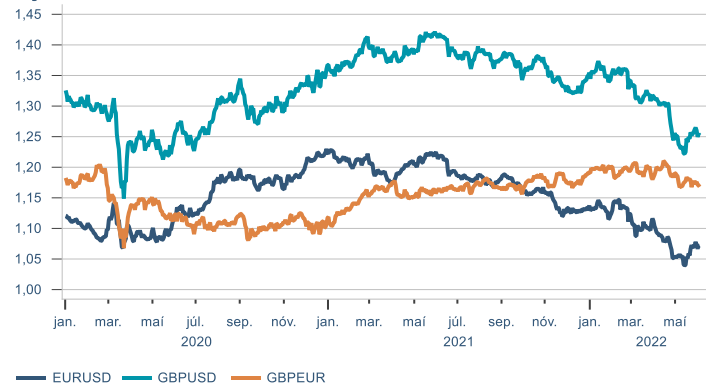
Gengisvísitalan



Inngrip SÍ



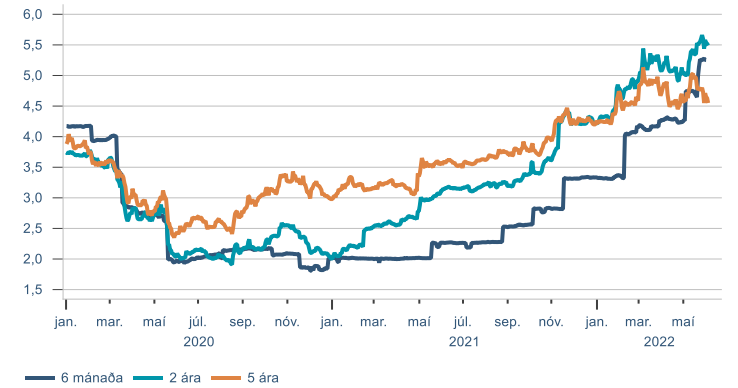
Gjaldmiðlakrossar



Raugengi

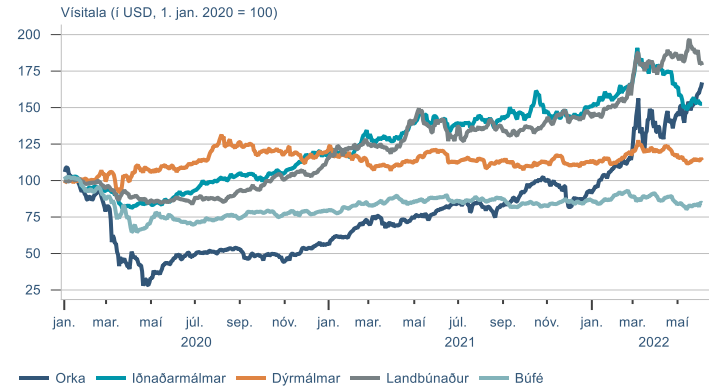


Vaxtamunur við evru



Hrávörur

S&P GSCI hrávörusítölur



Álverð

3 mánaða framvirk verð, LME



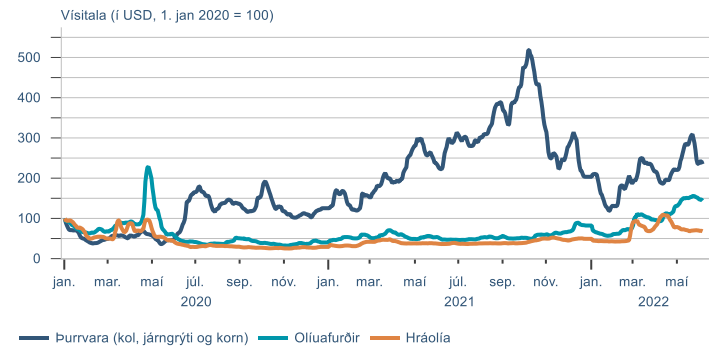
Heimsmarkaðsverð á olíu

Brent



Flutningskostnaður

Baltic exchange visitölur



Hlutabréf

	Áramót	1M	3M	12M	
OMXI10	2708,7	-20,3%	-9,6%	-11,5%	-9,1%
Marel	612,0	-29,3%	-10,8%	-15,1%	-28,0%
Icelandair	1,6	-14,6%	-20,3%	-18,6%	3,9%
Eimskip	499,0	1,4%	-10,1%	1,9%	75,3%
Brim	93,0	22,1%	-0,5%	19,8%	63,9%
Síldarvinnslan	95,5	-3,6%	-7,3%	9,9%	51,0%
Iceland Seafood	9,3	-37,2%	-13,1%	-32,1%	-47,3%
Hagar	68,0	0,7%	-13,4%	-4,2%	16,0%
Festi	210,0	-5,1%	-10,6%	-7,6%	10,8%
Skeljungur	15,8	13,1%	-11,2%	6,4%	57,5%
Sýn	59,5	-9,2%	3,5%	-0,8%	31,9%
Síminn	12,0	0,6%	-2,4%	0,6%	20,1%
Origo	61,5	-14,6%	-14,0%	-22,2%	20,1%
Arion	160,0	-8,8%	-5,6%	-4,3%	27,8%
Íslandsbanki	118,6	-1,5%	-5,0%	0,4%	
Kvika	19,6	-27,1%	-13,5%	-13,1%	-10,7%
Sjóvá	32,6	-14,2%	-11,4%	-7,9%	-0,9%
VÍS	16,9	-8,3%	-9,1%	-3,6%	17,3%
Reginn	34,2	5,5%	-10,5%	6,8%	36,6%
Reitir	94,0	10,6%	-9,6%	6,8%	36,6%
Eik	13,6	14,4%	-12,8%	3,4%	40,7%

Heimild: Kodiak

Gjaldeyri

	áramót	1M	3M	12M	
GVT	184,1	-5,9%	-0,3%	-3,8%	-3,0%
EUR	137,9	-6,6%	0,2%	-3,8%	-5,7%
USD	128,5	-1,4%	-1,4%	-0,7%	7,0%
GBP	161,4	-8,1%	-1,3%	-6,8%	-5,2%
DKK	18,5	-6,6%	0,2%	-3,8%	-5,8%
SEK	13,2	-8,4%	-0,4%	-1,0%	-8,9%
NOK	13,6	-7,6%	-1,7%	-6,3%	-5,2%
CHF	133,9	-6,2%	0,0%	-4,8%	0,3%
JPY	0,99	-12,8%	-1,6%	-11,7%	-9,6%

Heimild: Kodiak

Ríkisskuldabréf

	krafa	verð	meðalt.	ávöxtun			
				áramót	1M	3M	12M
RIKB 22 1026	5,20%	100,7	0,4	0,3%	0,0%	0,2%	1,1%
RIKB 23 0515	5,86%	96,1	0,9	-1,0%	-0,3%	-0,7%	-0,7%
RIKB 24 0415	5,89%	94,2	1,8	-2,6%	-0,7%	-1,5%	-2,5%
RIKB 25 0612	5,98%	105,4	2,6	-4,0%	-1,3%	-2,4%	-4,5%
RIKB 28 1115	5,51%	97,3	5,5	-6,1%	-1,0%	-3,2%	-6,7%
RIKB 31 0124	5,37%	107,6	6,8	-6,4%	-0,8%	-3,2%	-6,5%
RIKB 42 0217	5,23%	91,2	13,0				-0,1%
RIKS 26 0216	0,49%	103,7	3,6	1,3%	-1,7%	-0,3%	5,2%
RIKS 30 0701	0,79%	119,2	7,1	2,5%	-0,5%	-0,7%	6,1%
RIKS 33 0321	0,85%	122,1	9,5	3,2%	0,4%	-0,4%	9,0%
RIKS 37 0115	0,95%	100,7	13,6				2,0%

Heimild: Kodiak

Hlutabréfavitölur

	áramót	1M	3M	12M	
OMXI10	2708,7	-20,3%	-9,6%	-11,5%	-9,1%
OMXN40	2141,8	-12,5%	-0,8%	4,6%	-3,6%
S&P 500	4108,5	-13,8%	-1,6%	-5,8%	-2,0%
FTSE 100	7533,0	2,0%	-0,4%	4,1%	6,6%

Heimild: Macrobond

Innihald og form skjals þessa er unnið af starfsmönnum Hagfræðideildar Landsbankans hf. (hagfraedideild@landsbankinn.is) og byggist á aðgengilegum opinberum upplýsingum á þeim tíma sem greiningin var unnin. Mat á þeim upplýsingum endurspeglar skoðanir starfsmanna Hagfræðideildar Landsbankans á þeim degi þegar greiningin er dagsett, en þær geta breyst án fyrirvara.

Landsbankinn hf. og starfsfólk hans taka ekki ábyrgð á viðskiptum sem byggð eru á þeim upplýsingum og skoðunum sem hér eru settar fram.

Bent skal á að Landsbankinn hf. getur á hverjum tíma haft beinna eða óbeinna hagsmuna að gæta, ýmist sjálfur, dótturfélög hans eða fyrir hönd viðskiptamanna, s.s. sem fjárfestir, lánardrottinn eða þjónustuaðili. Greiningar eru engu að síður unnar sjálfstætt af Hagfræðideild Landsbankans og innan Landsbankans eru í gildi reglur um aðskilnað starfssviða sem eru aðgengilegar á vef bankans.