

Vikubyrjun 2. maí 2022

Hagfræðideild



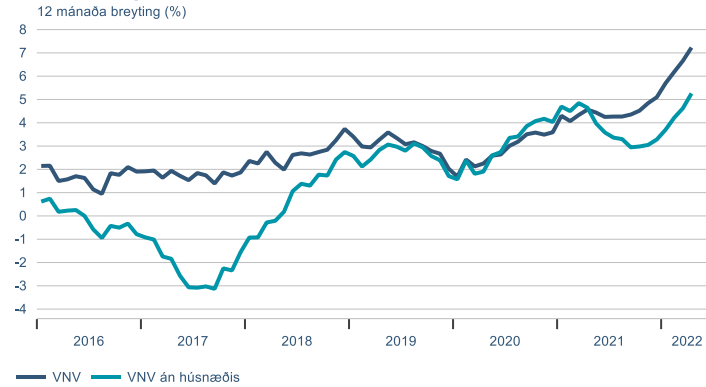
Dagatal

Vikud.	Dag.	kl.	Viðburður	Tímabil	Birtingaraðili	
mið	4. maí.	8:30	Vaxtaákvörðun		Seðlabankinn	Peningastefna
		8:35	Peningamál		Seðlabankinn	Þjóðhagsspá
			Árshlutauppgjör	1.ársfj.	Arion banki	Uppgjör
			Árshlutauppgjör	1.ársfj.	Festi	Uppgjör
			Árshlutauppgjör	1.ársfj.	Reginn	Uppgjör
fim	5. maí.		Árshlutauppgjör	1.ársfj.	Eik	Uppgjör
			Árshlutauppgjör	1.ársfj.	Íslandsbanki	Uppgjör
			Árshlutauppgjör	1.ársfj.	Landsbankinn	Uppgjör
			Árshlutauppgjör	1.ársfj.	Origo	Uppgjör
			Árshlutauppgjör	1.ársfj.	Sjóvá	Uppgjör
			Árshlutauppgjör	1.ársfj.	VÍS	Uppgjör
			Útboð sértryggðra skuldabréfa		Arion banki	Skuldabréfamarkaðurinn
		9:00	Nýskráningar félaga	apr	Hagstofan	Fyrirtæki
		9:00	Vinumarkaðurinn (ársfjórðungsleg)	1. ársfj.	Hagstofan	Vinumarkaður
		9:00	Lífeyrissjóðir	apr	Seðlabankinn	Fjármálareikningar og markaðir
fös	6. maí.	9:00	Raungengi	apr	Seðlabankinn	Fjármálareikningar og markaðir
			Flutningstölur	apr	Icelandair	Ferðapjónusta
			Útboð ríkisbréfa		Lánamál ríkisins	Skuldabréfamarkaðurinn
		9:00	Efnahagur Seðlabankans	apr	Seðlabankinn	Fjármálareikningar og markaðir
		9:00	Gjaldeyrismarkaður	apr	Seðlabankinn	Fjármálareikningar og markaðir
		9:00	Krónumarkaður	apr	Seðlabankinn	Fjármálareikningar og markaðir

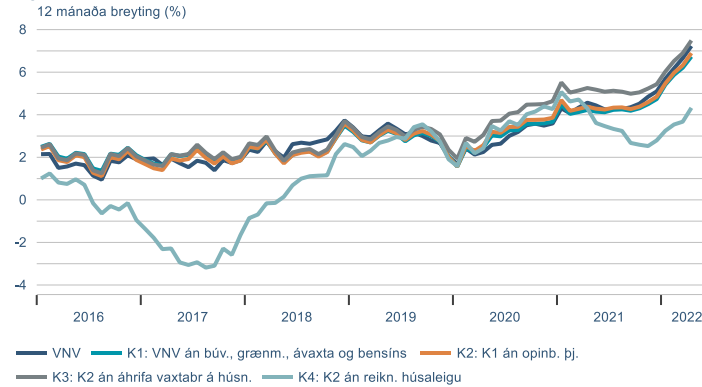
▶ Efnahagsmál

Verðlag

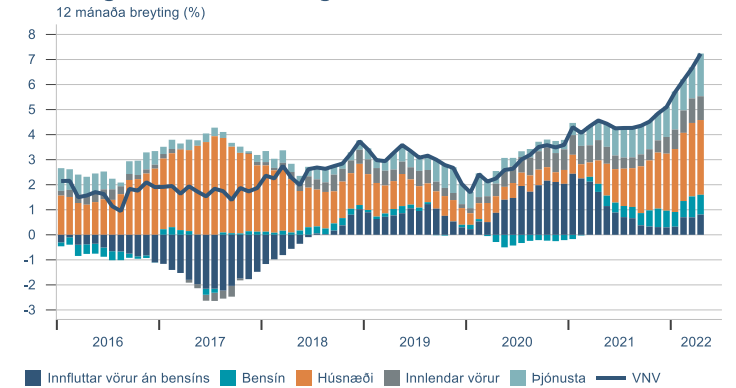
Vísitala neysluverðs



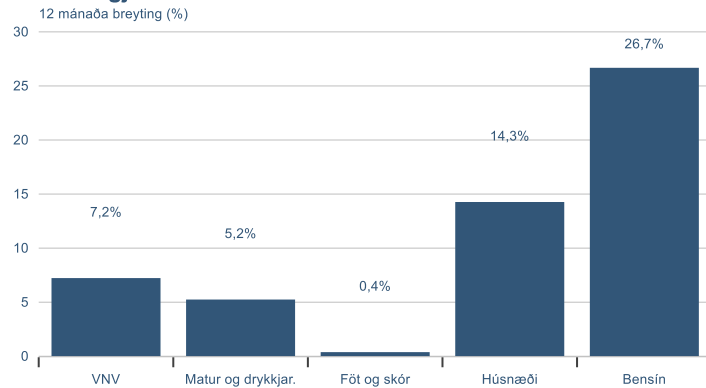
Kjarnavísitölur



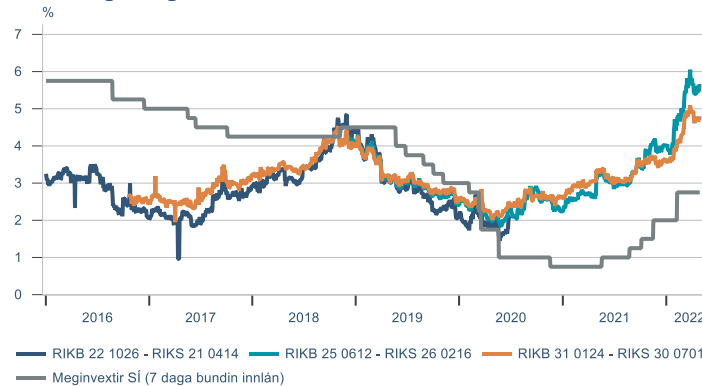
Framlag undirliða verðbólgu



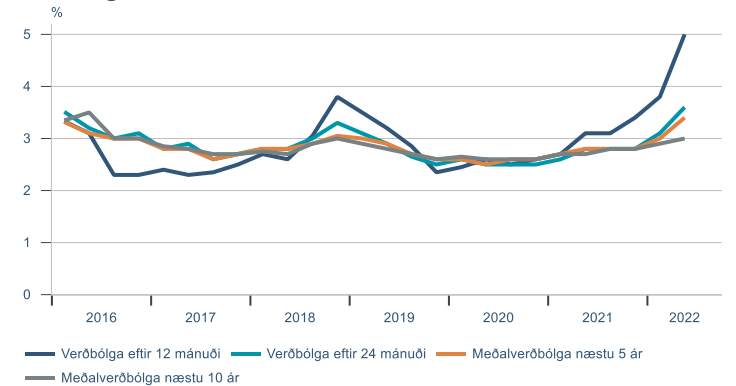
Valdir útgjaldaliðir



Verðbólguálag á skuldabréfamarkaði

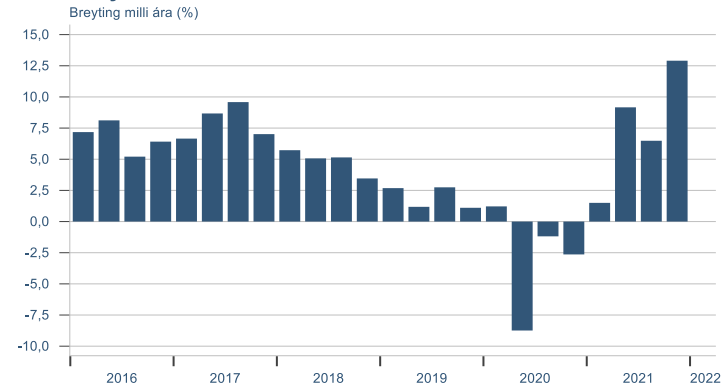


Væntingakönnun markaðsaðila

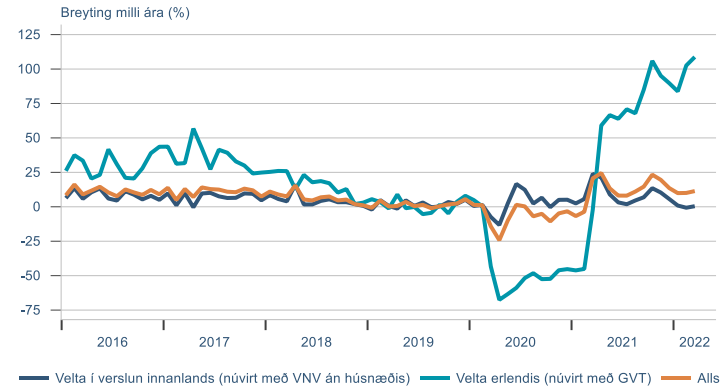


Heimilin

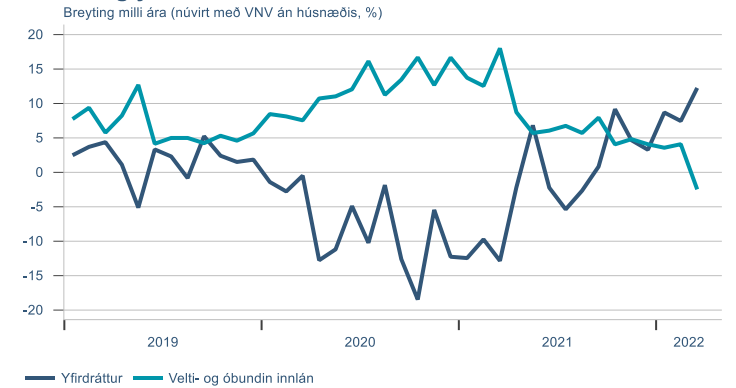
Einkaneysla



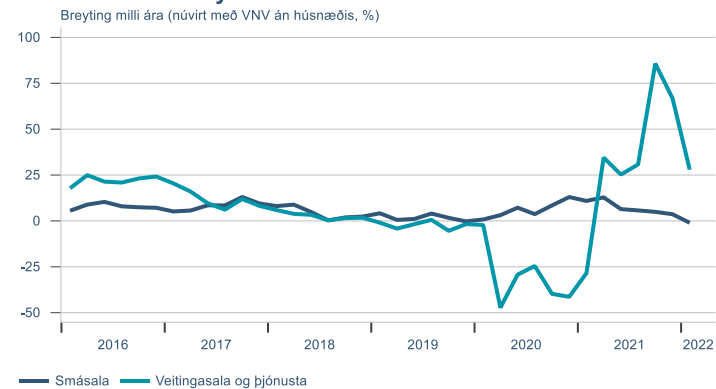
Greiðslukortavelta



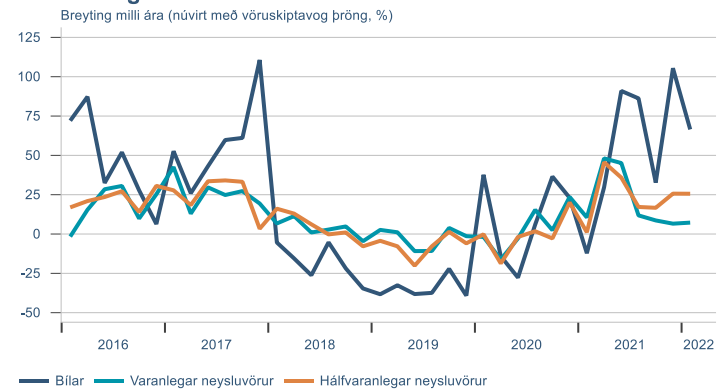
Innlán og yfirdráttur heimilana



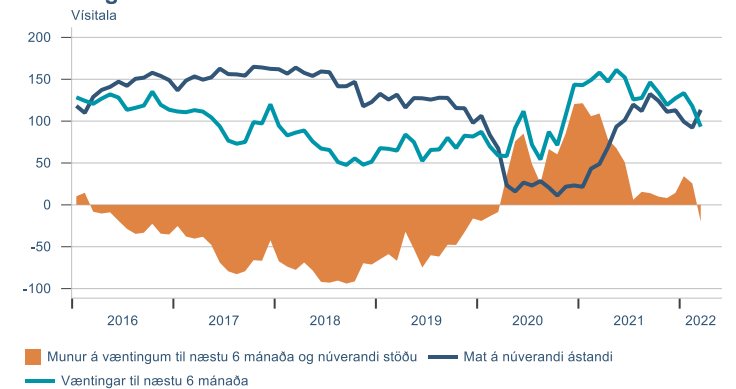
Velta skv. VSK-skýrslum



Innflutningur

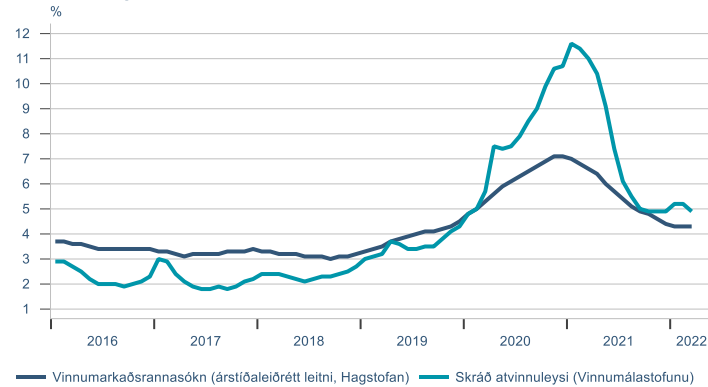


Væntingarvísitala

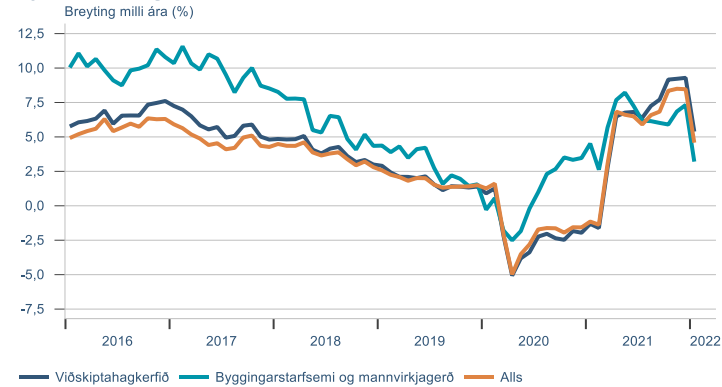


Vinnumarkaðurinn

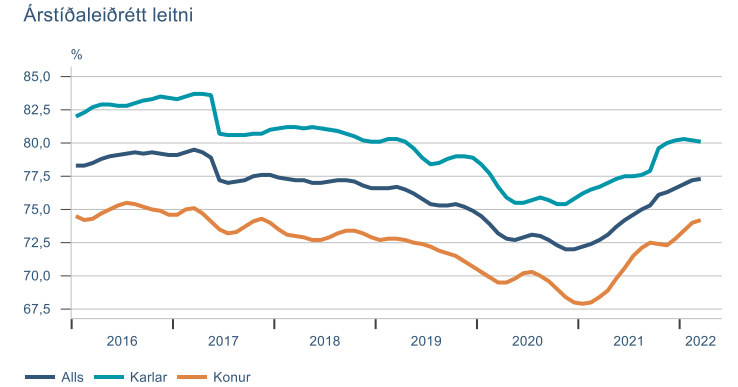
Atvinnuleysi



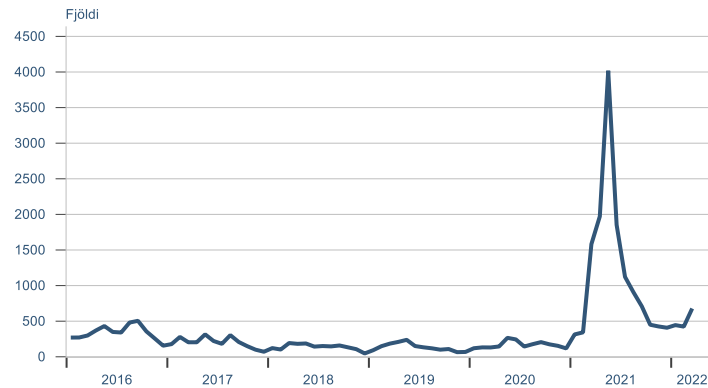
Fjöldi launagreiðenda



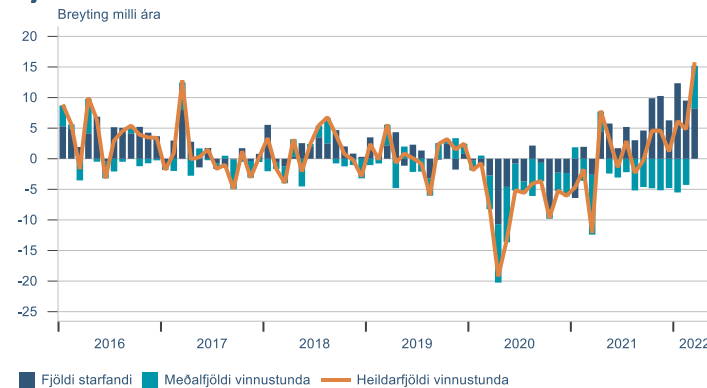
Atvinnuþáttaka



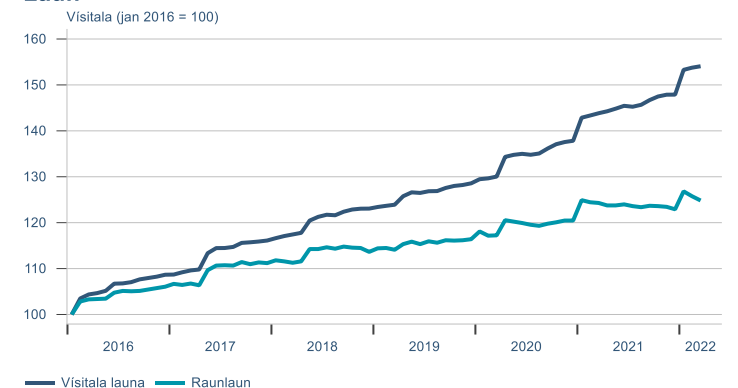
Laus störf



Fjöldi vinnustunda

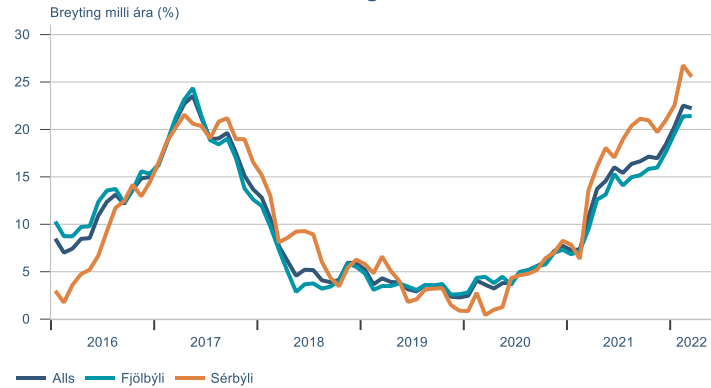


Laun

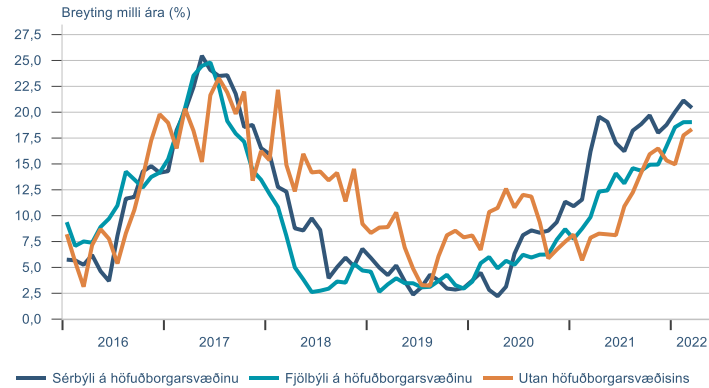


Fasteignamarkaðurinn

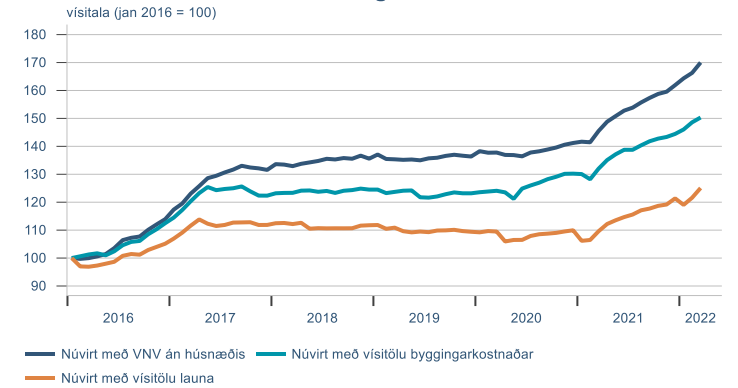
Vísitala íbúðaverðs á höfuðborgarsvæðinu



Vísitala markaðsverðs húsnæðis



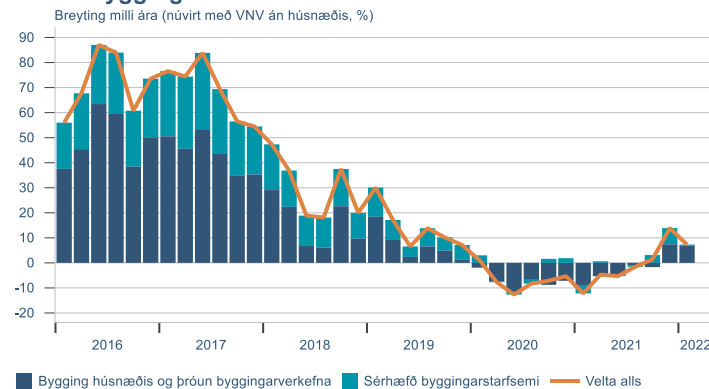
Vísitala íbúðaverðs á höfuðborgarsvæðinu



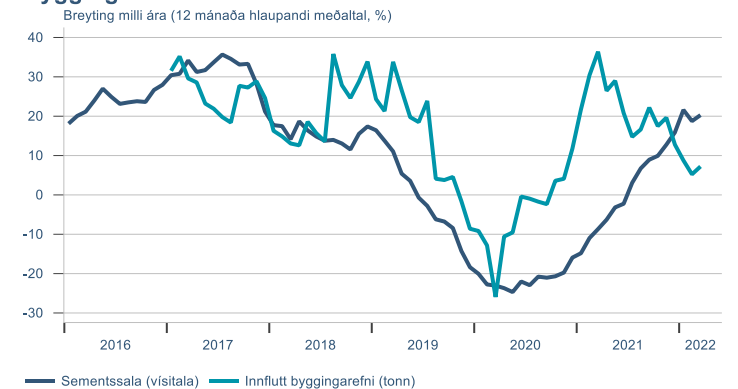
Vísitala leiguverðs



Velta í byggingariðnaði

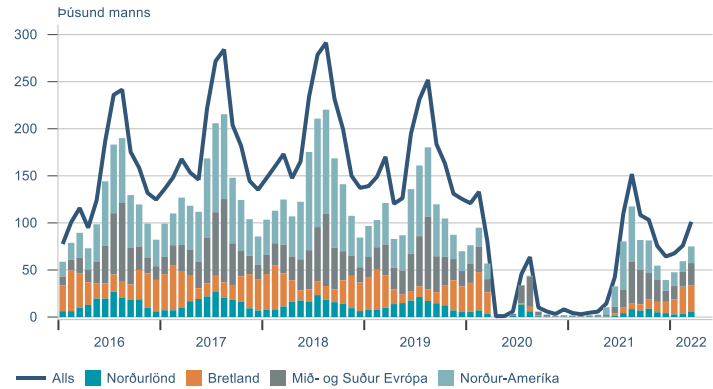


Byggingarvörur



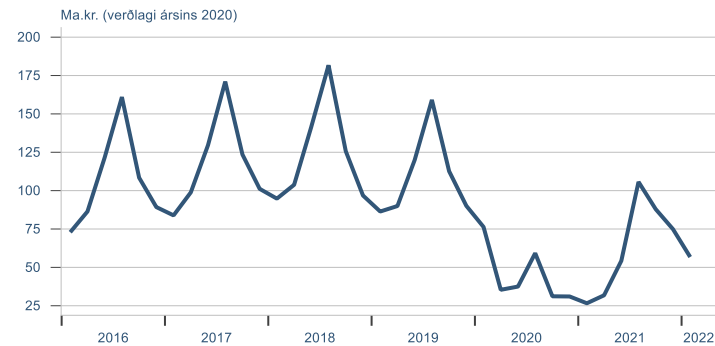
Ferðapjónustan

Erlendir ferðamenn um Leifstöð



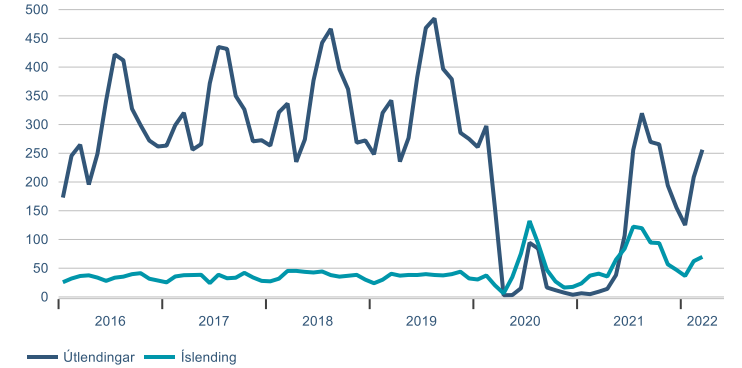
Velta í ferðapjónustu

Velta á VSK-tímabili (2 mánuðir)



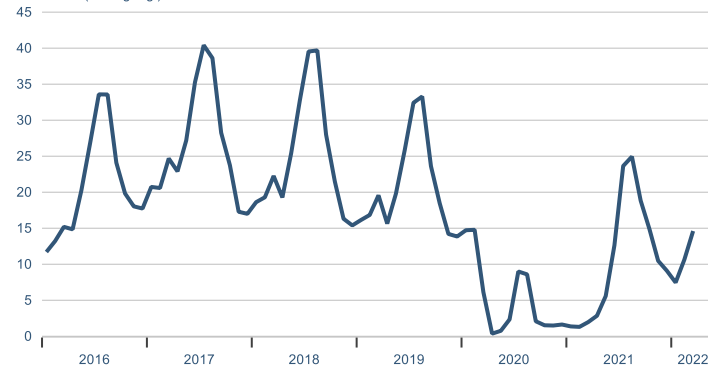
Gistinætur á hótélum

Þúsund nætur



Velta erlendra greiðslukorta

ma.kr. (föstu gengi)

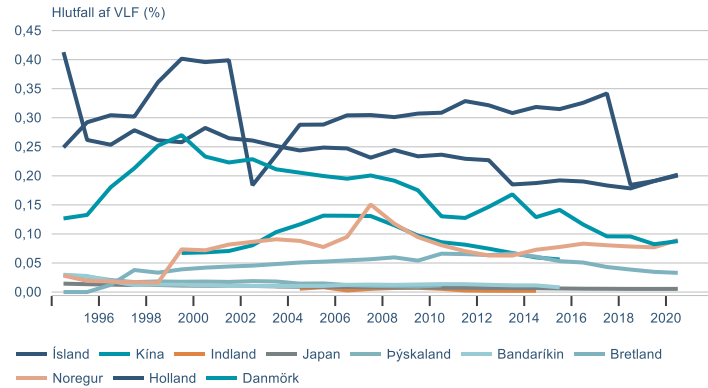


Fjöldi launagreiðenda í ferðapjónustu

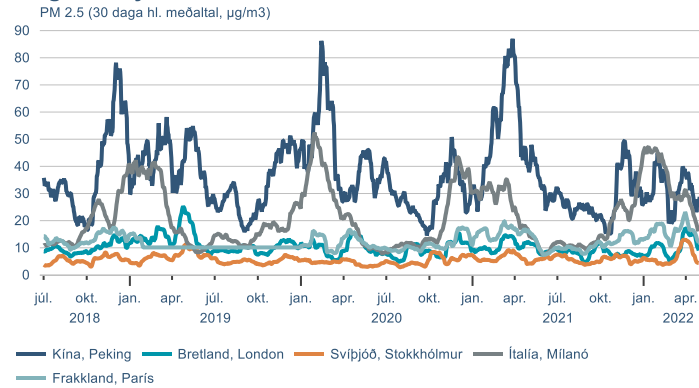


Sjálfbærni

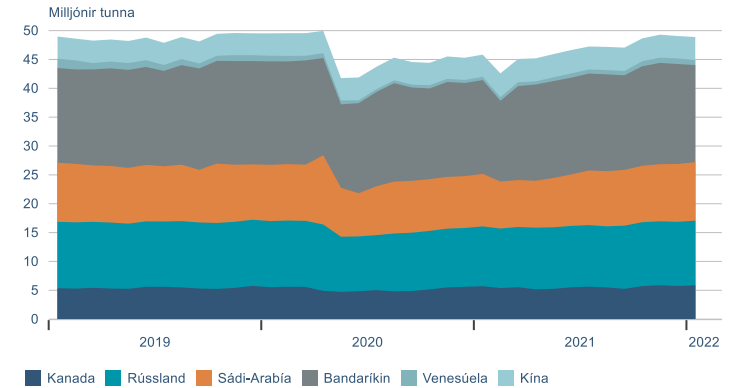
Umhverfisskattur



Magn svifryks



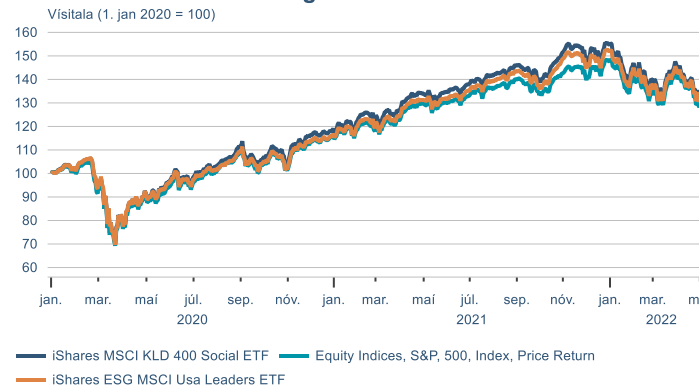
Framleiðsla hráolíu



EUA Losunarheimildir innan ETS viðskiptakerfisins



UFS Hlutabréfavisitölur og S&P 500

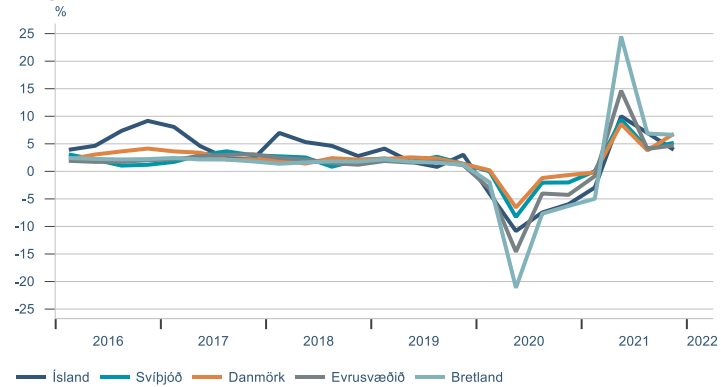


Hlutabréfavisitölur orkufyrirtækja (hluti af Eurofirst 300)

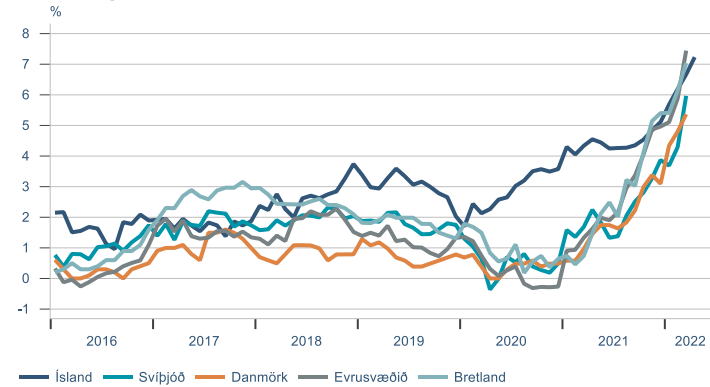


Alþjóðlegur samanburður

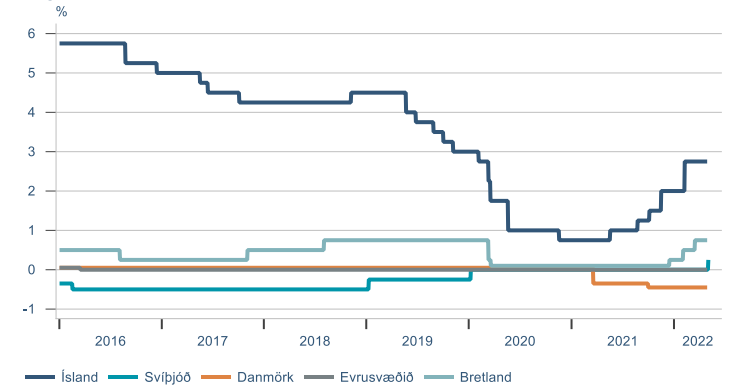
Hagvöxtur



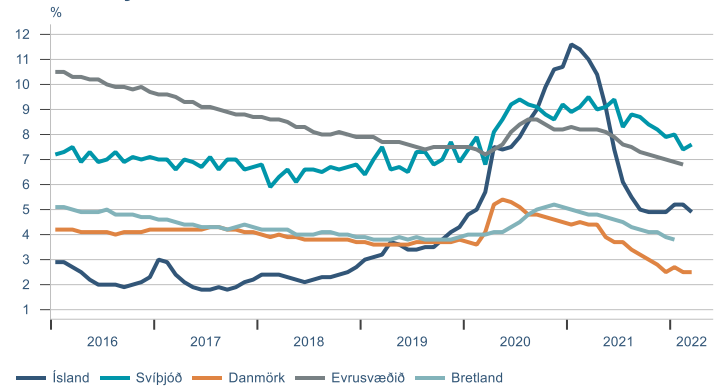
Verðbólga



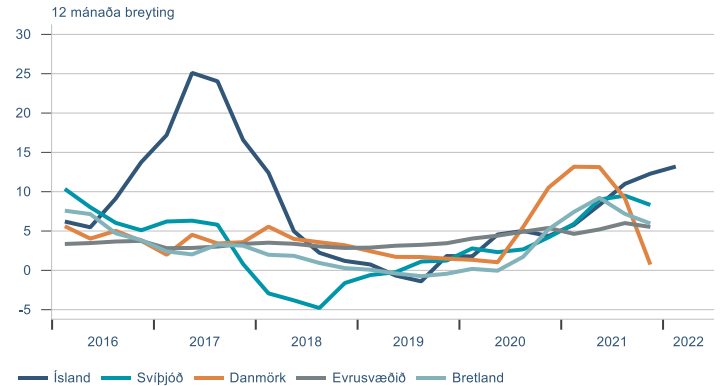
Stýrivextir



Atvinnuleysi



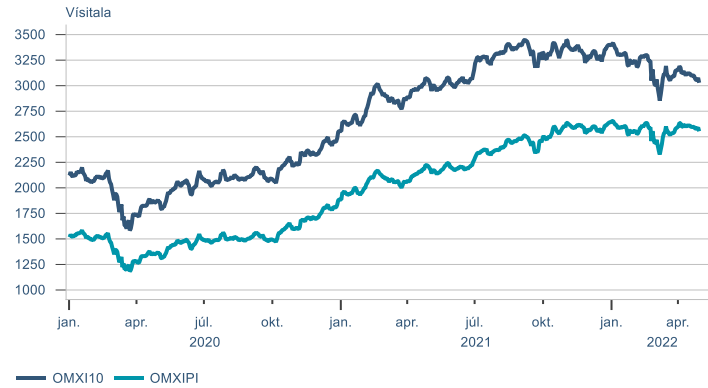
Rauverð íbúða



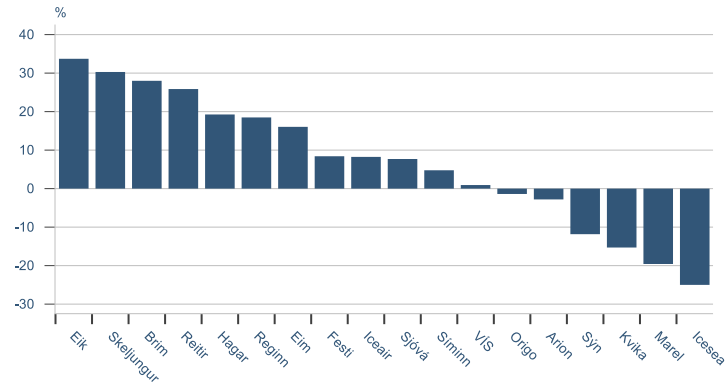
► Fjármálamarkaðir

Hlutabréf

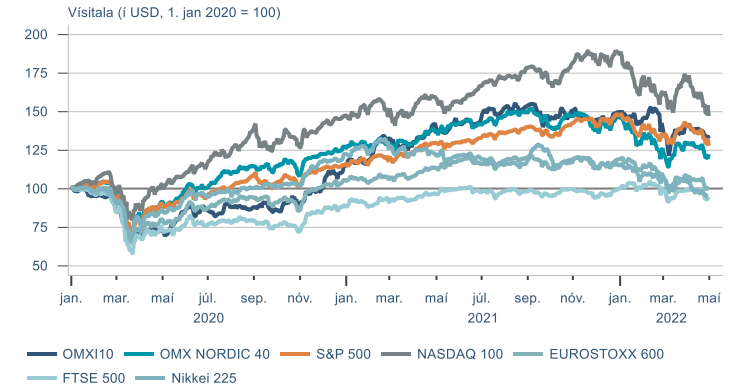
OMX-vísitölur



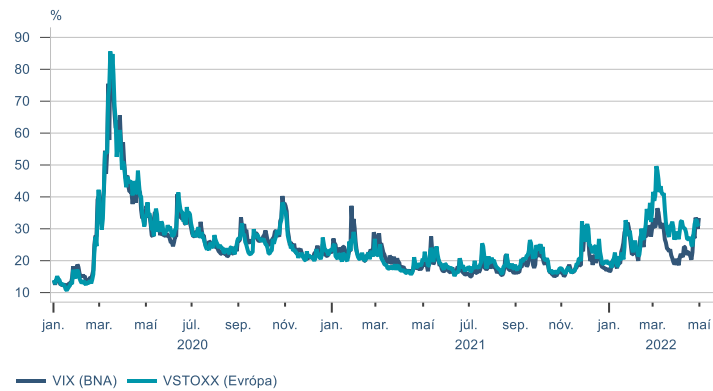
Það sem af er ári



Hlutabréfavisitölur

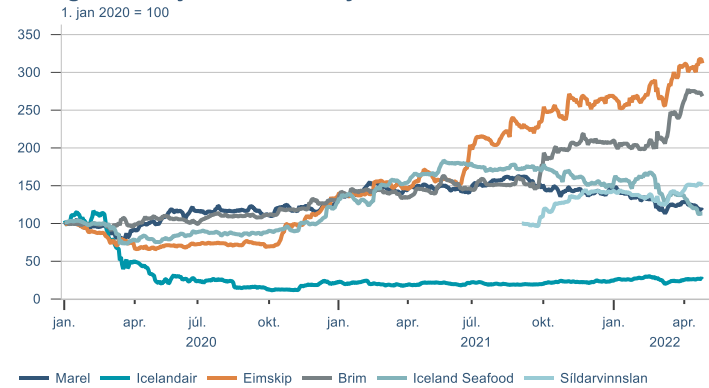


Vix-vísitölur

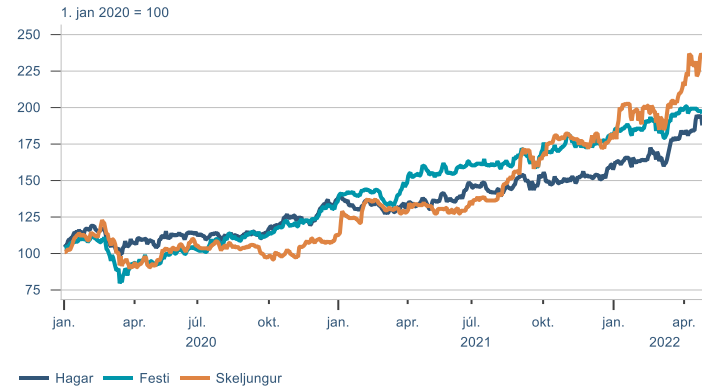


Hlutabréf

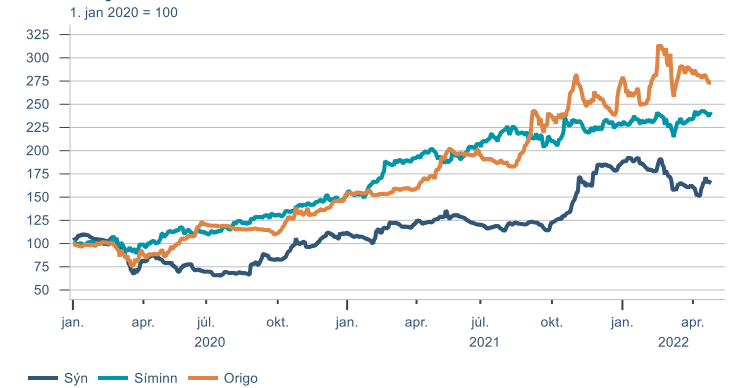
Félög með tekjur í erlendri mynt



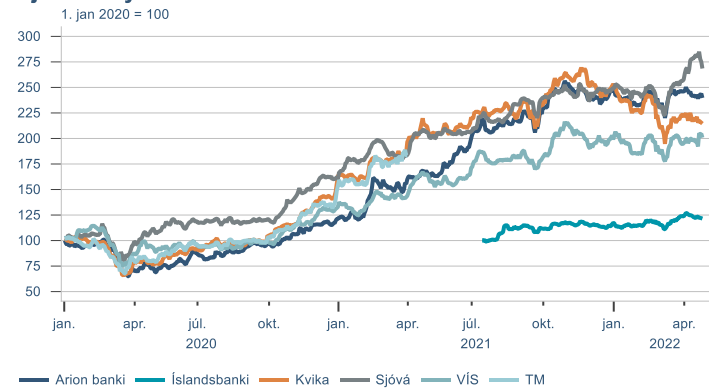
Smásala



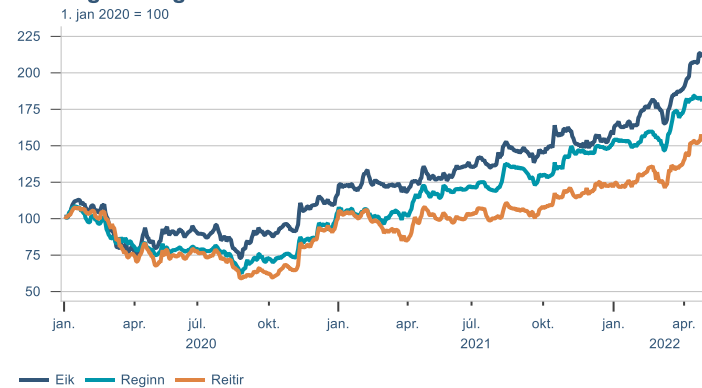
Tæknifyrirtæki



Fjármálfyrirtæki

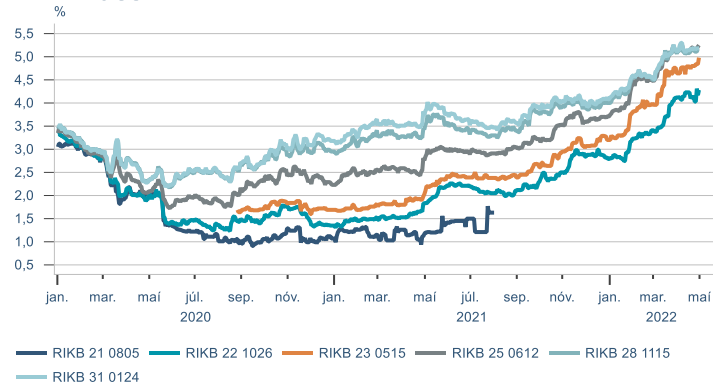


Fasteignafélög

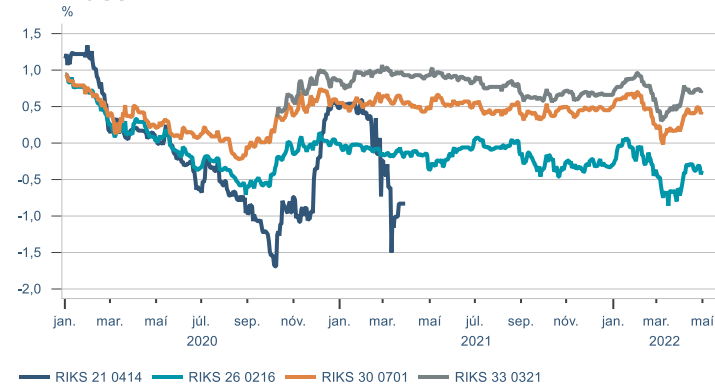


Skuldabréf

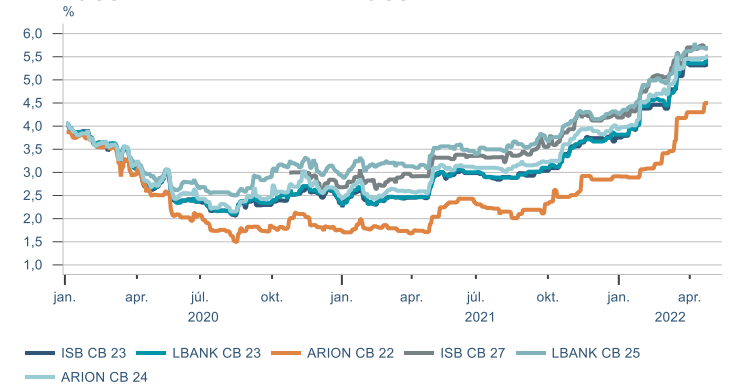
Óverðtryggð ríkisbréf



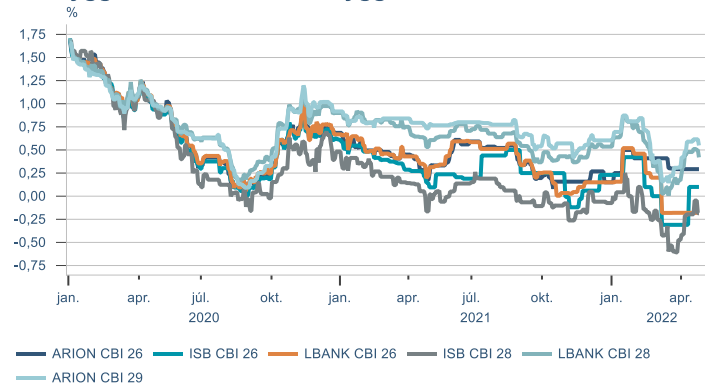
Verðtryggð ríkisbréf



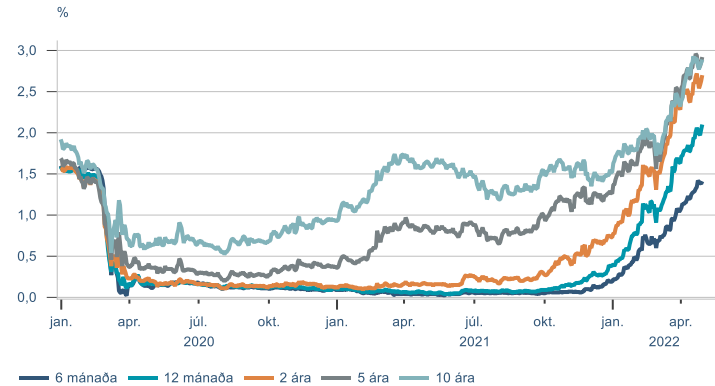
Sértryggð skuldabréf - óverðtryggð



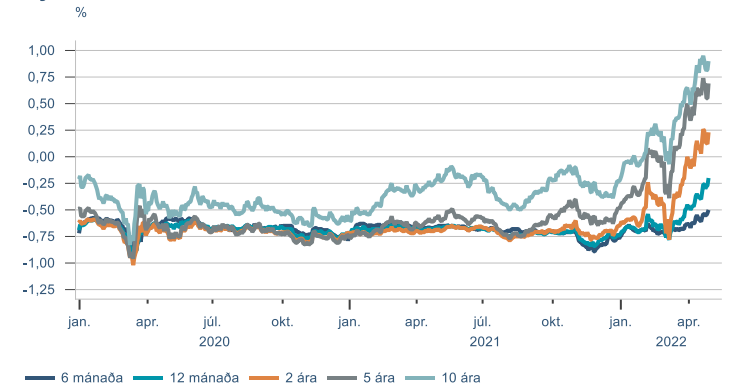
Sértryggð skuldabréf - verðtryggð



Bandarísk ríkisskuldabréf



Þýsk ríkisskuldabréf



Gjaldeyrir

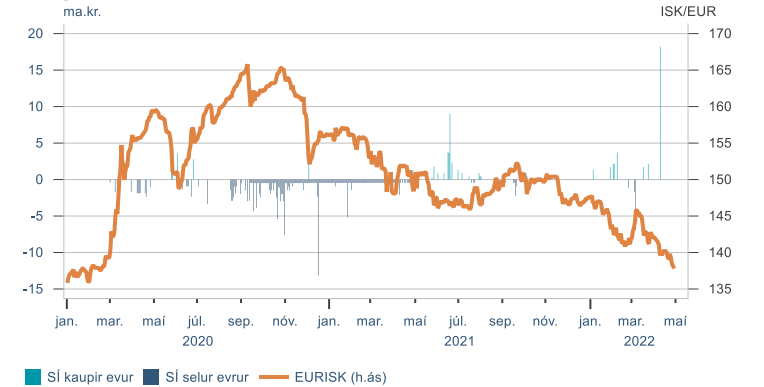
Gengi krónunnar



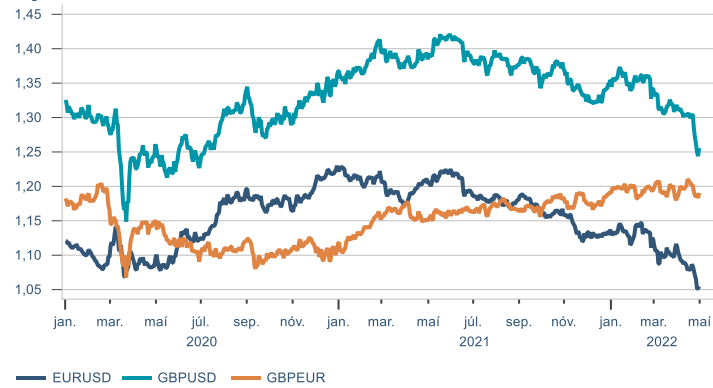
Gengisvitalan



Inngrip SÍ



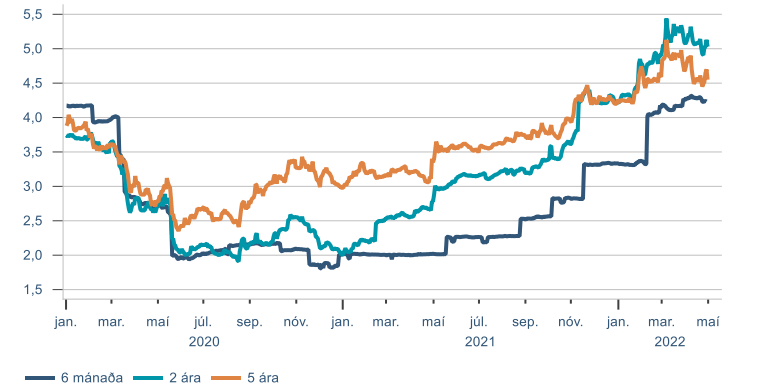
Gjaldmiðlakrossar



Raugengi

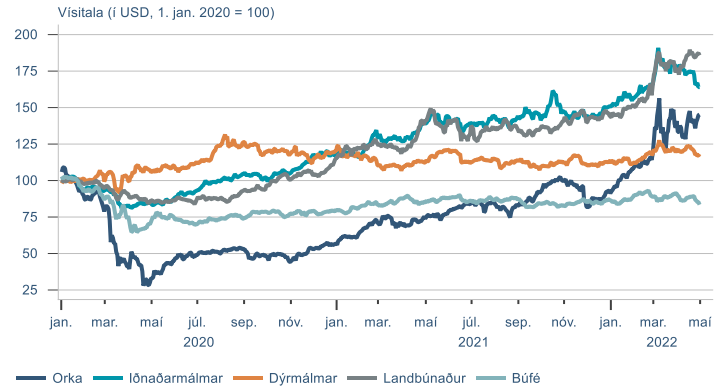


Vaxtamunur við evru



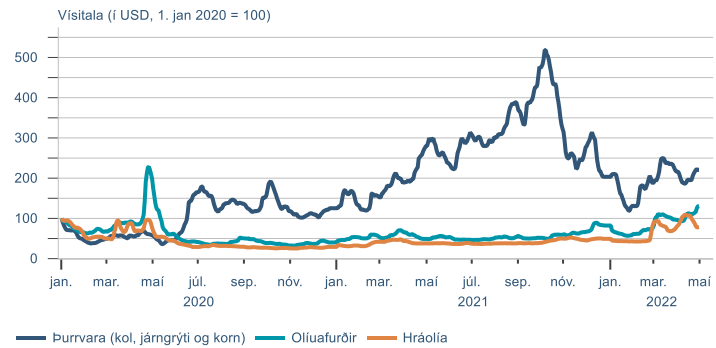
Hrávörur

S&P GSCI hrávörusítiölur



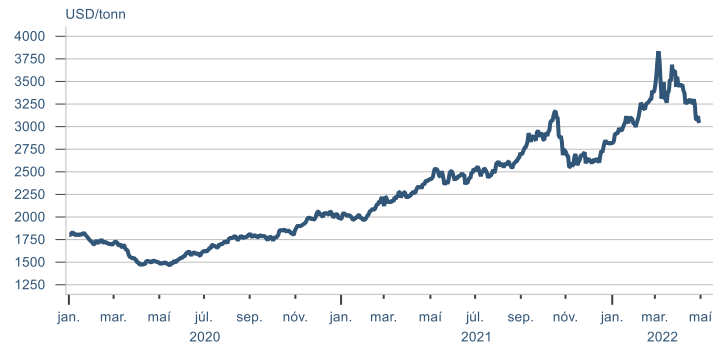
Flutningskostnaður

Baltic exchange vísitölur



Álverð

3 mánaða framvirk verð, LME



Heimsmarkaðsverð á olíu

Brent



Hlutabréf

		Áramót	1M	3M	12M
OMX10	3028,3	-10,9%	-3,7%	-5,6%	-0,9%
Marel	696,0	-19,6%	-7,9%	-11,7%	-22,1%
Icelandair	2,0	8,2%	4,2%	-3,9%	21,2%
Eimskip	565,0	14,8%	0,9%	16,4%	82,0%
Brim	97,5	28,0%	6,6%	32,2%	85,6%
Síldarvinnslan	104,0	5,0%	7,8%	9,4%	
Iceland Seafood	11,1	-25,0%	-17,8%	-27,9%	-31,5%
Hagar	80,5	19,3%	1,9%	15,4%	38,4%
Festi	240,0	8,4%	-1,6%	6,5%	23,7%
Skeljungur	18,2	30,3%	11,7%	19,4%	76,2%
Sýn	57,8	-11,8%	2,2%	-10,5%	31,3%
Síminn	12,5	4,8%	1,6%	3,9%	20,0%
Origo	71,0	-1,4%	-4,7%	9,2%	61,4%
Arion	170,5	-2,8%	-2,6%	2,9%	42,4%
Íslandsbanki	124,6	3,5%	-1,9%	6,5%	
Kvika	22,7	-15,3%	-3,8%	-5,4%	0,9%
Sjóvá	37,5	-1,3%	4,7%	0,8%	13,3%
VÍS	18,6	0,9%	3,0%	8,7%	21,8%
Reginn	38,4	18,5%	4,9%	19,9%	51,3%
Reitir	105,0	23,5%	12,3%	21,0%	40,8%
Eik	15,9	33,7%	11,9%	28,5%	58,9%

Heimild: Kodiak

Gjaldeyri

		áramót	1M	3M	12M
GVT	185,5	-5,2%	-2,4%	-3,1%	-3,7%
EUR	137,8	-6,6%	-3,1%	-4,3%	-7,1%
USD	130,7	0,3%	1,9%	1,1%	6,9%
GBP	164,2	-6,5%	-2,5%	-5,1%	-3,8%
DKK	18,5	-6,7%	-3,1%	-4,3%	-7,2%
SEK	13,4	-7,0%	-2,8%	-1,9%	-8,8%
NOK	14,1	-4,3%	-4,6%	-1,6%	-5,6%
CHF	134,7	-5,7%	-1,8%	-2,9%	0,1%
JPY	1,01	-11,2%	-3,3%	-10,1%	-10,4%

Heimild: Kodiak

Ríkisskuldabréf

	krafa	verð	meðalt.	ávöxtun			
				áramót	1M	3M	12M
RIKB 22 1026	4,10%	101,4	0,5	0,3%	0,4%	0,3%	0,7%
RIKB 23 0515	5,02%	96,5	1,0	-0,7%	0,2%	-0,3%	-1,0%
RIKB 24 0415	5,18%	95,1	1,9	-1,9%	0,1%	-0,8%	
RIKB 25 0612	5,24%	107,7	2,7	-2,8%	0,2%	-1,5%	-3,5%
RIKB 28 1115	5,18%	99,0	5,6	-5,0%	0,4%	-2,9%	-5,7%
RIKB 31 0124	5,17%	109,1	6,9	-5,7%	0,3%	-3,3%	-5,0%
RIKB 42 0217	5,20%	91,5	13,1			-0,5%	
RIKS 26 0216	-0,38%	107,2	3,7	3,2%	0,1%	3,3%	6,5%
RIKS 30 0701	0,43%	122,6	7,2	3,7%	-0,5%	4,3%	7,2%
RIKS 33 0321	0,71%	123,9	9,6	3,0%	-0,7%	4,6%	9,4%
RIKS 37 0115	0,97%	100,4	13,7			-0,6%	5,4%

Heimild: Kodiak

Hlutabréfavísitölur

		áramót	1M	3M	12M
OMX10	3028,3	-10,9%	-3,7%	-5,6%	-0,9%
OMXN40	2199,3	-10,1%	-0,6%	0,9%	1,9%
S&P 500	4131,9	-13,3%	-10,8%	-6,8%	-1,9%
FTSE 100	7544,6	2,2%	0,1%	1,1%	8,4%

Heimild: Macrobond

Innihald og form skjals þessa er unnið af starfsmönnum Hagfræðideildar Landsbankans hf. (hagfraedideild@landsbankinn.is) og byggist á aðgengilegum opinberum upplýsingum á þeim tíma sem greiningin var unnin. Mat á þeim upplýsingum endurspeglar skoðanir starfsmanna Hagfræðideildar Landsbankans á þeim degi þegar greiningin er dagsett, en þær geta breyst án fyrirvara.

Landsbankinn hf. og starfsfólk hans taka ekki ábyrgð á viðskiptum sem byggð eru á þeim upplýsingum og skoðunum sem hér eru settar fram.

Bent skal á að Landsbankinn hf. getur á hverjum tíma haft beinna eða óbeinna hagsmuna að gæta, ýmist sjálfur, dótturfélög hans eða fyrir hönd viðskiptamanna, s.s. sem fjárfestir, lánardrottinn eða þjónustuaðili. Greiningar eru engu að síður unnar sjálfstætt af Hagfræðideild Landsbankans og innan Landsbankans eru í gildi reglur um aðskilnað starfssviða sem eru aðgengilegar á vef bankans.