



Vikubyrjun 25. apríl 2022

Hagfræðideild



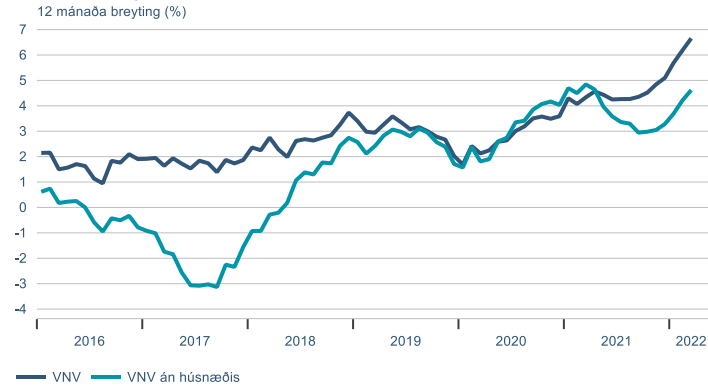
Dagatal

Vikud.	Dag.	kl.	Viðburður	Tímabil	Birtingaraðili	
mán	25. apr.	9:00	Launavísitala og tengdar vísitölur Útboð ríkisvixla	mar	Hagstofan	Laun og tekjur
		9:00	Bankakerfi	mar	Lánamál ríkisins Seðlabankinn	Skuldabréfamarkaðurinn Fjármálafyrirtæki
þri	26. apr.		Árshlutauppgjör	1.ársfj.	Síminn	Uppgjör
		9:00	Gjaldprot og fyrri virkni fyrirtækja	mar	Hagstofan	Fyrirtæki
		9:00	Samræmd vísitala neysluverðs	mar	Hagstofan	Verðlag
		9:00	Vísitala byggingarkostnaðar	apr	Hagstofan	Verðlag
		9:00	Vísitala framleiðsluverðs	mar	Hagstofan	Verðlag
			Fasteignamarkaðurinn eftir landshlutum	mar	Þjóðskrá	Fasteignamarkaðurinn
mið	27. apr.		Könnun á væntingum markaðsaðila Árshlutauppgjör	2.ársfj. 1.ársfj.	Seðlabankinn Marel	Peningastefna Uppgjör
		9:00	Lánasjóðir ríkisins	mar	Seðlabankinn	Fjármálareikningar og markaðir
		9:00	Verðbr.-, fjárfest.- og fagfjárfestasjóðir	mar	Seðlabankinn	Fjármálafyrirtæki
		9:00	Önnur fjármálafyrirtæki	mar	Seðlabankinn	Fjármálafyrirtæki
fim	28. apr.	9:00	Vísitala neysluverðs Árshlutauppgjör Árshlutauppgjör Ársuppgjör	apr 1.ársfj. 1.ársfj. 2021/2022	Hagstofan Icelandair Skeljungur Hagar	Verðlag Uppgjör Uppgjör Uppgjör
		9:00	Vinumarkaðurinn (mánaðarleg) LBANK CBI 22 á gjalddaga	mar	Hagstofan Landsbankinn	Vinumarkaður Skuldabréfamarkaðurinn
		9:00	Verðbréfafjárfesting Viðskipti með atvinnuhúsnæði	mar mar	Seðlabankinn Þjóðskrá	Greiðslujöfnuður og erlend staða þjóðarbúsins Fasteignamarkaðurinn
fös	29. apr.		Ferðaþjónustan í tölum Útboð ríkisbréfa	apr	Ferðamálastofa	Ferðaþjónusta
		9:00	Gistinætur	mar	Lánamál ríkisins Hagstofan	Skuldabréfamarkaðurinn Ferðaþjónusta
		9:00	Vöruviðskipti (uppfærðar tölur)	jan -mar	Hagstofan	Utanríkisverslun
		9:00	Staða markaðsverðbréfa Hverjir eiga viðskipti með íbúðarhúsnæði?	mar 1. ársfj.	Seðlabankinn Þjóðskrá	Fjármálareikningar og markaðir Fasteignamarkaðurinn

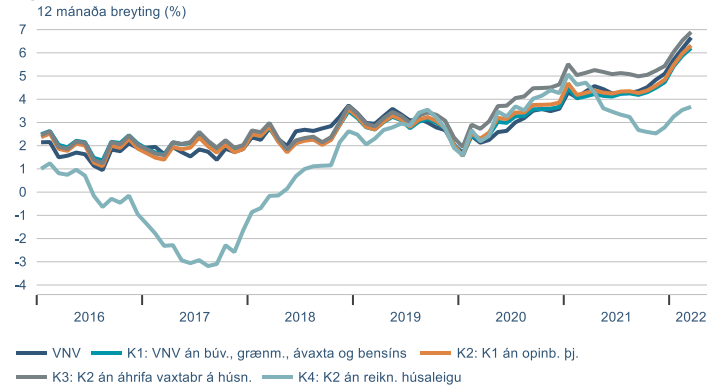
▶ Efnahagsmál

Verðlag

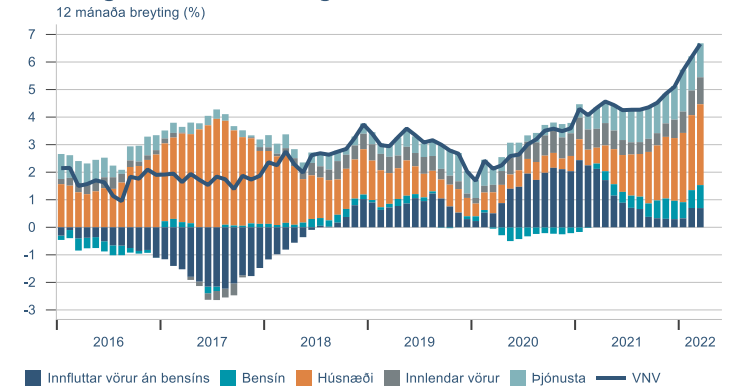
Viðitala neysluverðs



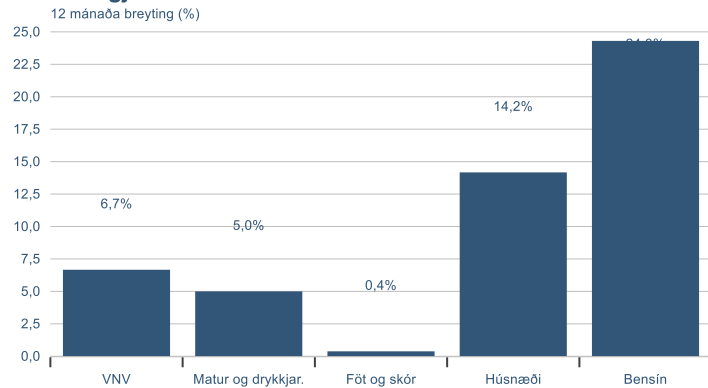
Kjarnavísitölur



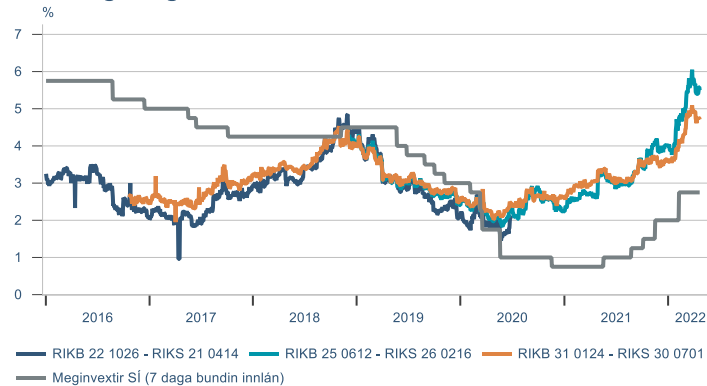
Framlag undirliða verðbólgu



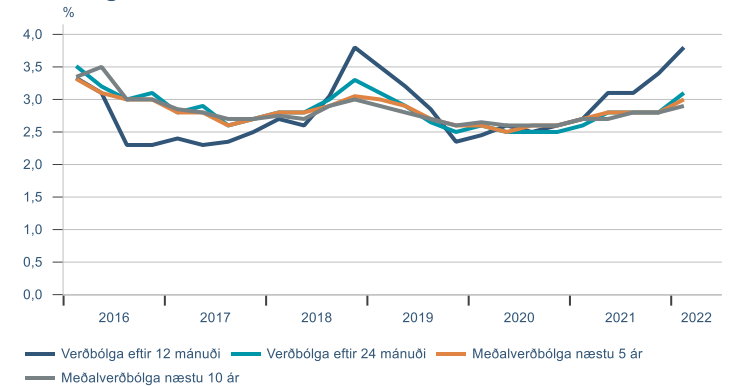
Valdir útgjaldaliðir



Verðbólguálag á skuldabréfamarkaði

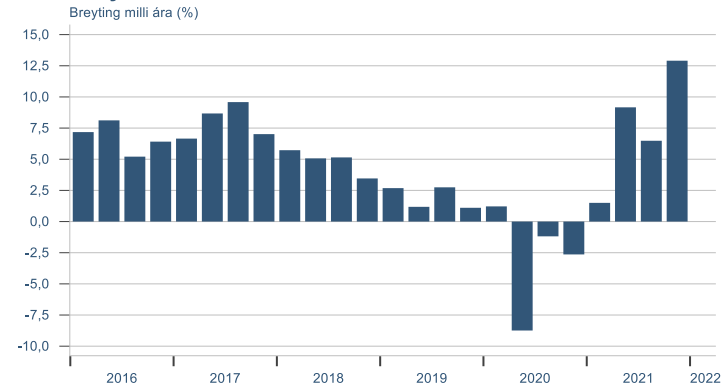


Væntingakönnun markaðsaðila

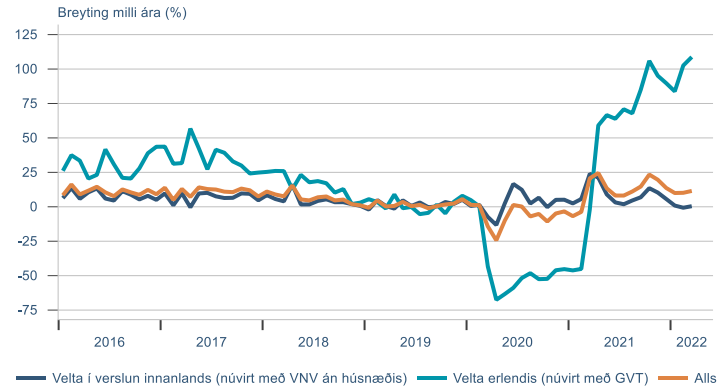


Heimilin

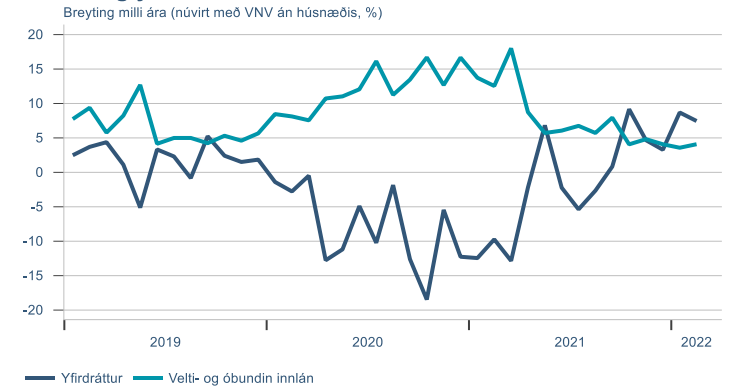
Einkaneysla



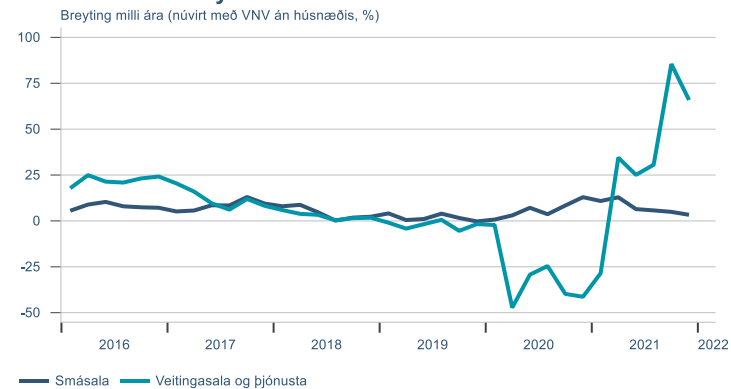
Greiðslukortavelta



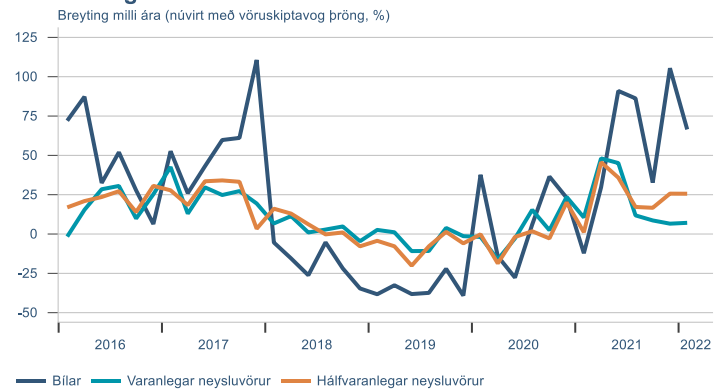
Innlán og yfirdráttur heimilana



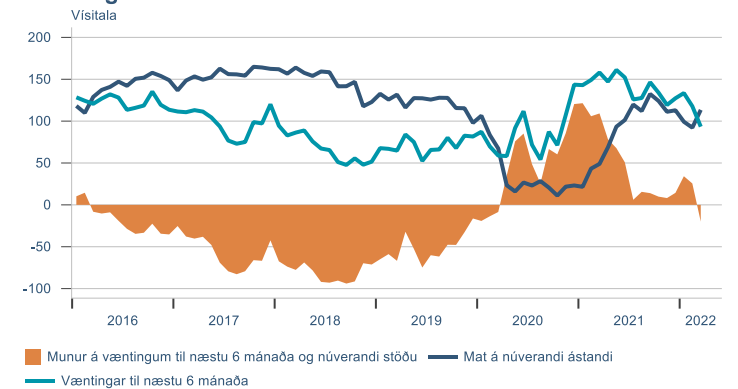
Velta skv. VSK-skýrslum



Innflutningur

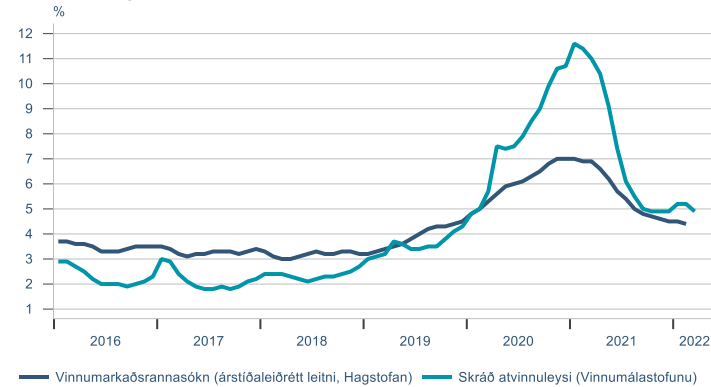


Væntingarvísitala

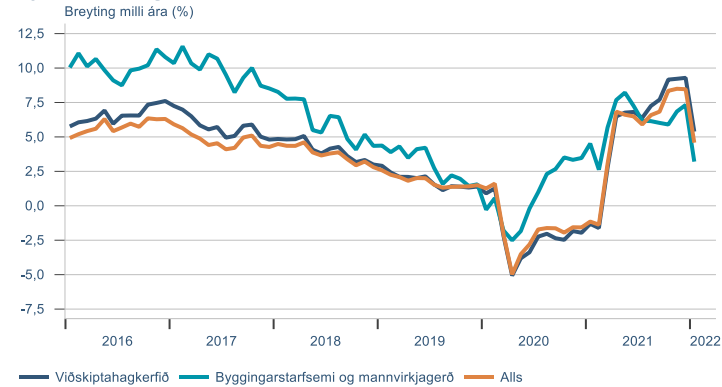


Vinnumarkaðurinn

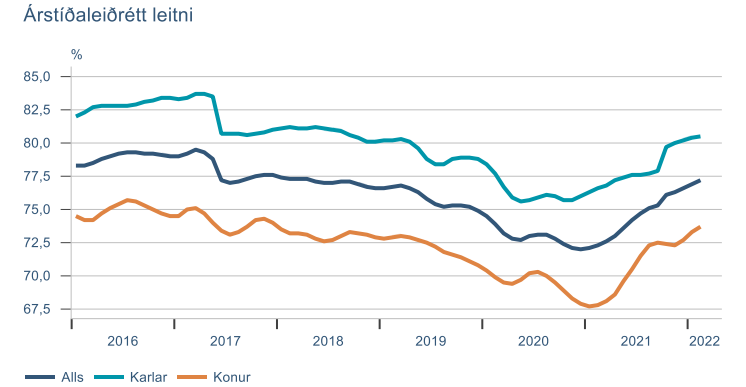
Atvinnuleysi



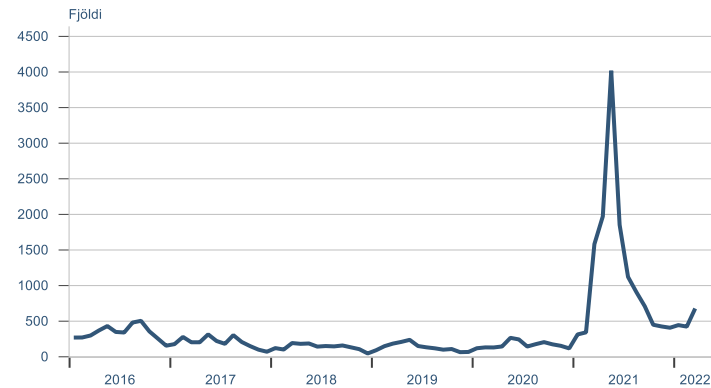
Fjöldi launagreiðenda



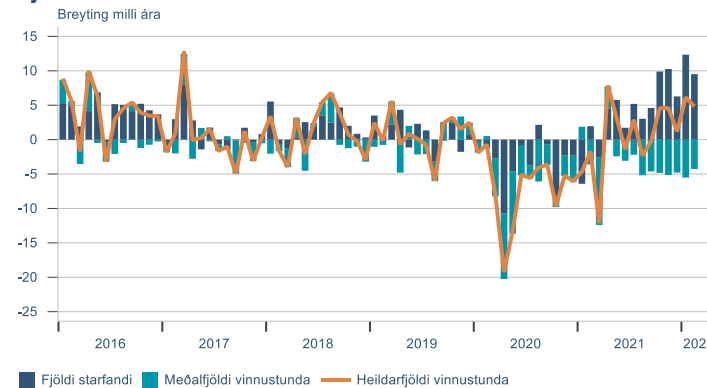
Atvinnuþáttaka



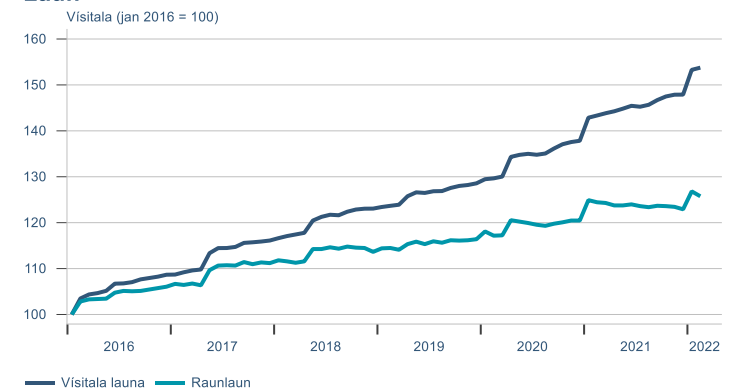
Laus störf



Fjöldi vinnustunda

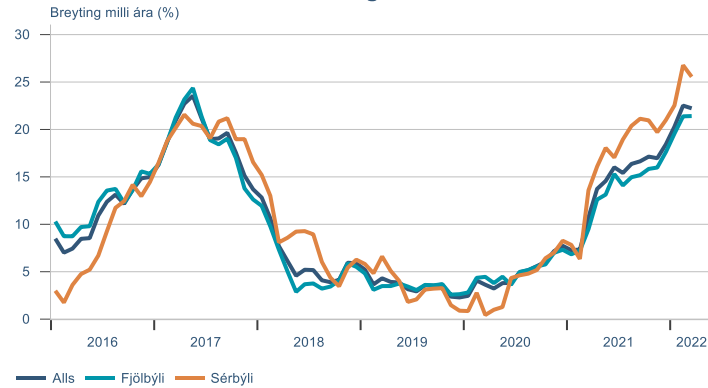


Laun

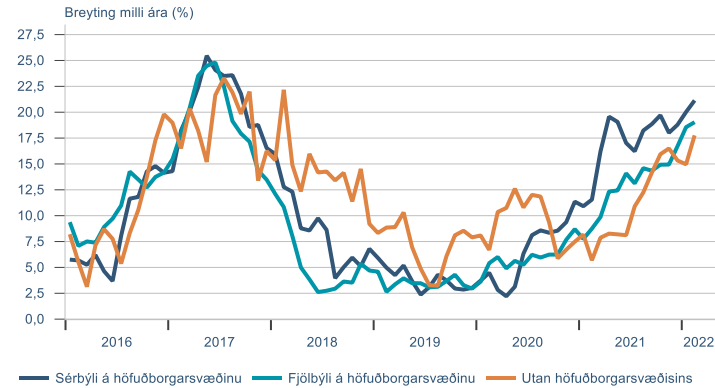


Fasteignamarkaðurinn

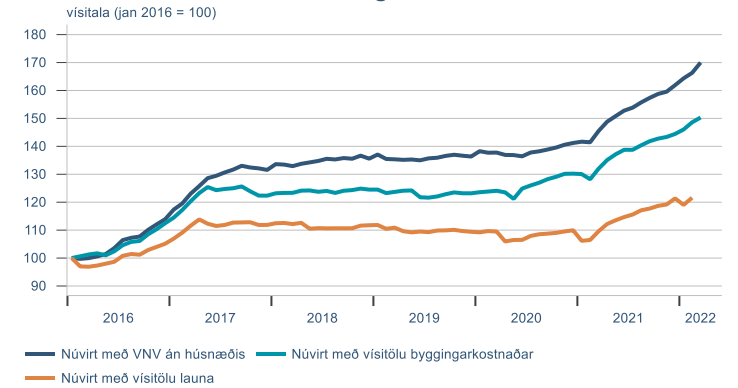
Vísitala íbúðaverðs á höfuðborgarsvæðinu



Vísitala markaðsverðs húsnæðis



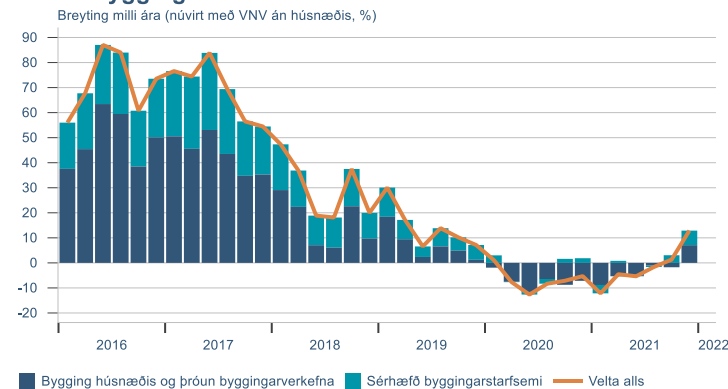
Vísitala íbúðaverðs á höfuðborgarsvæðinu



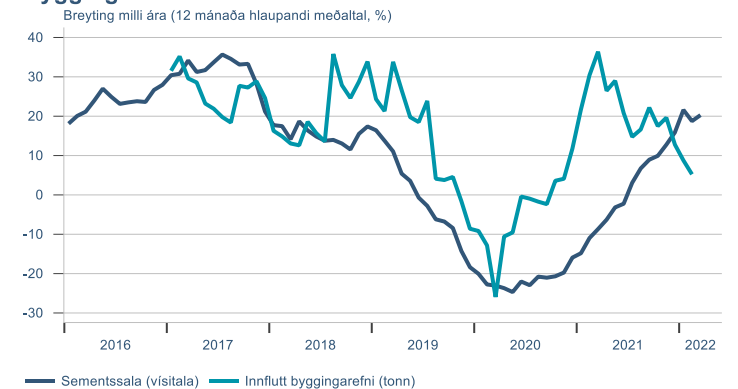
Vísitala leiguverðs



Velta í byggingariðnaði

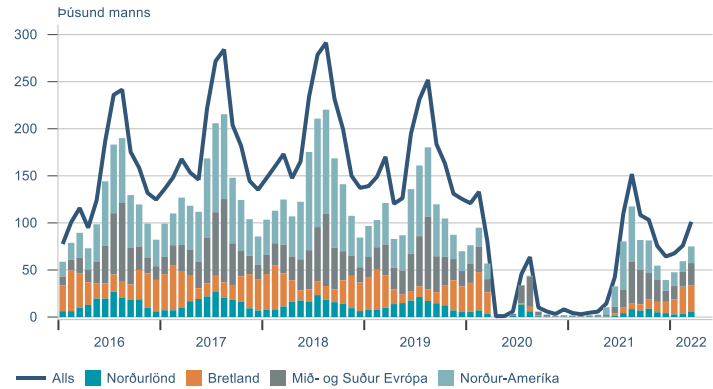


Byggingarvörur



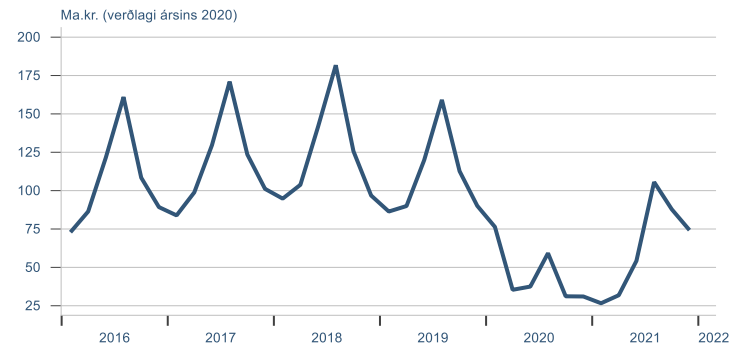
Ferðaþjónustan

Erlendir ferðamenn um Leifstöð

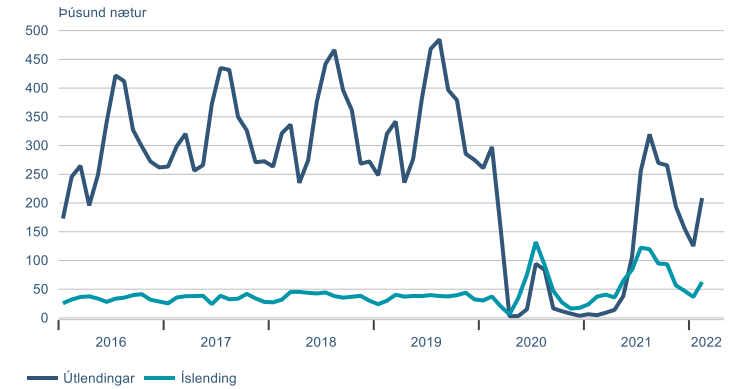


Velta í ferðaþjónustu

Velta á VSK-tímabili (2 mánuði)



Gistinætur á hótélum



Velta erlendra greiðslukorta

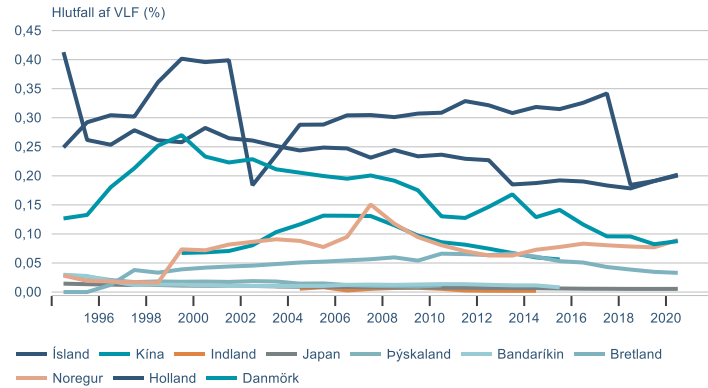


Fjöldi launagreiðenda í ferðaþjónustu

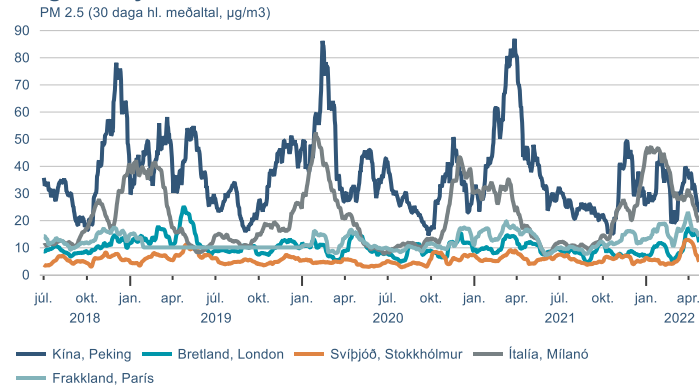


Sjálfbærni

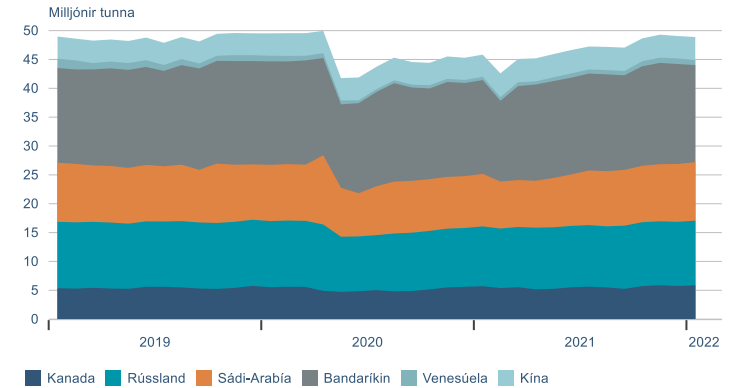
Umhverfisskattur



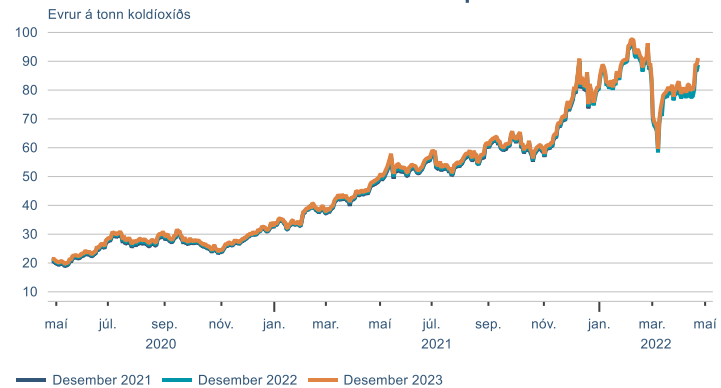
Magn svifryks



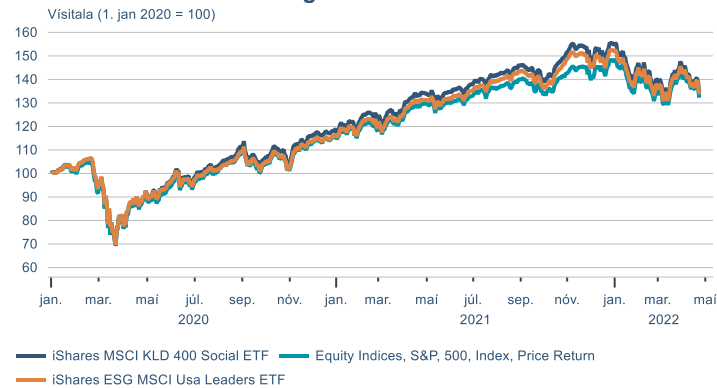
Framleiðsla hráolíu



EUA Losunarheimildir innan ETS viðskiptakerfisins



UFS Hlutabréfavisitölur og S&P 500

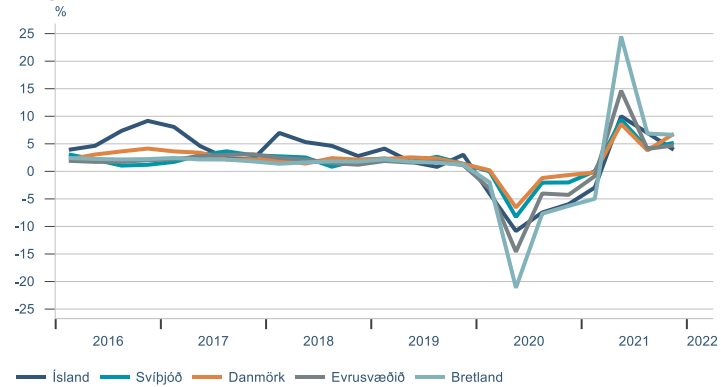


Hlutabréfavisitölur orkufyrirtækja (hluti af Eurofirst 300)

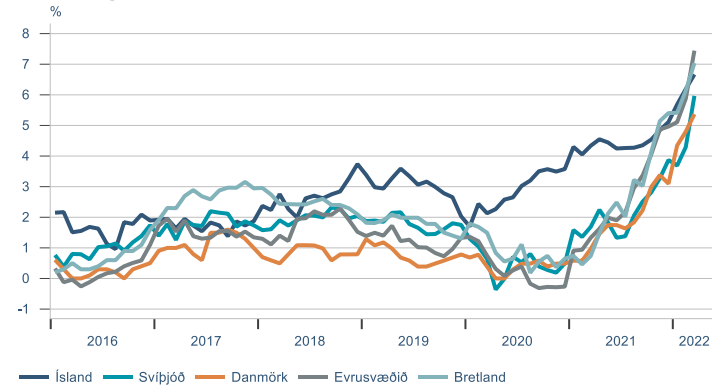


Alþjóðlegur samanburður

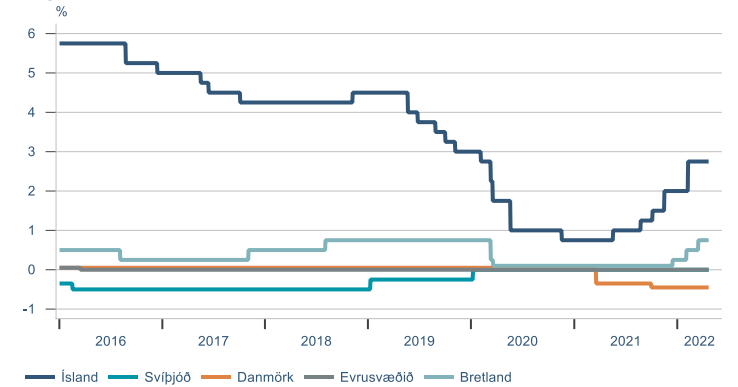
Hagvöxtur



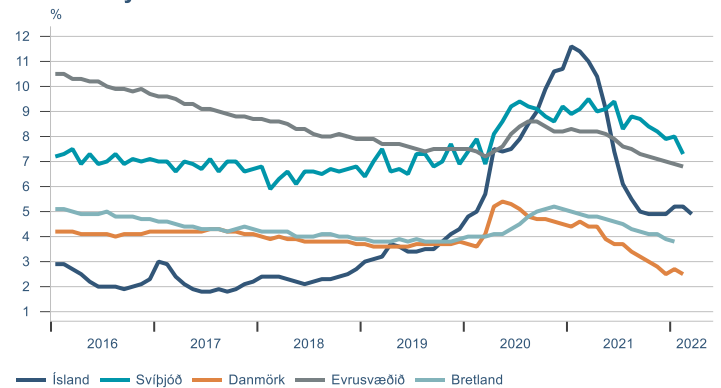
Verðbólga



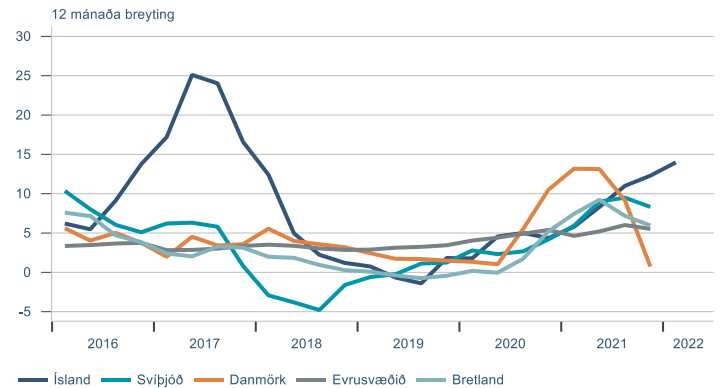
Stýrivextir



Atvinnuleysi



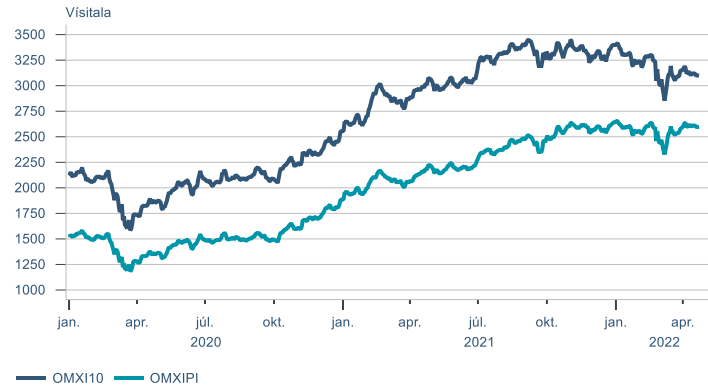
Rauverð íbúða



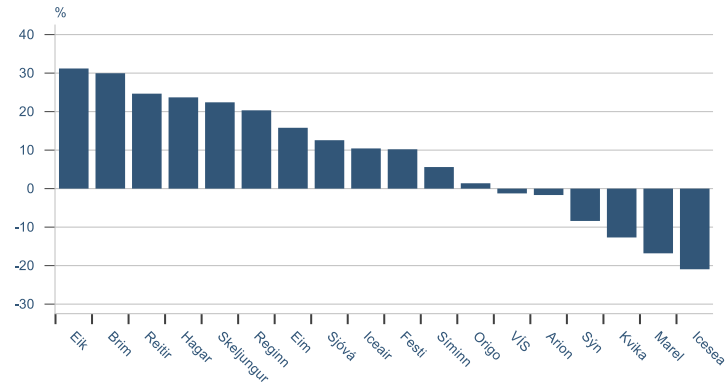
► Fjármálamarkaðir

Hlutabréf

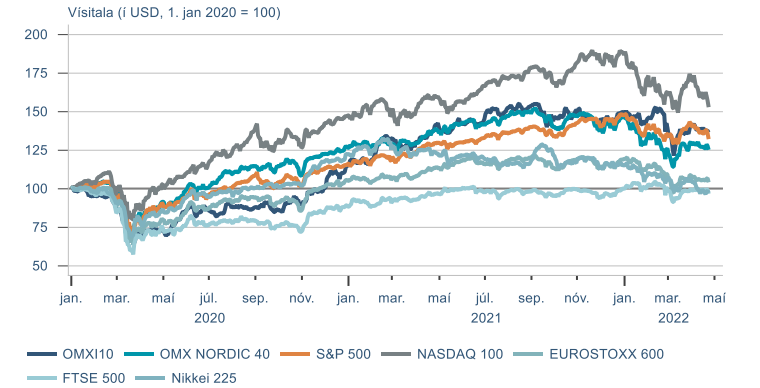
OMX-vísitölur



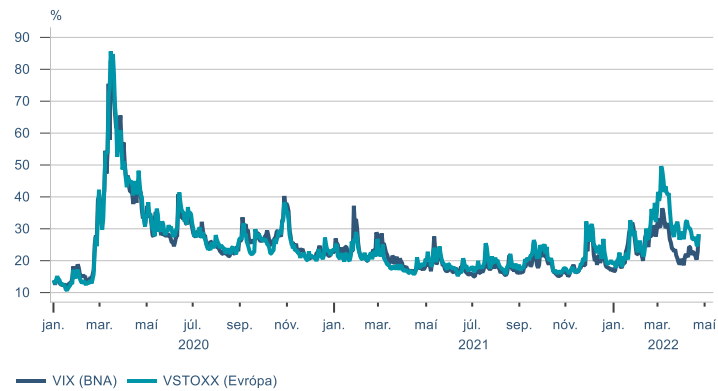
Það sem af er ári



Hlutabréfavisitölur

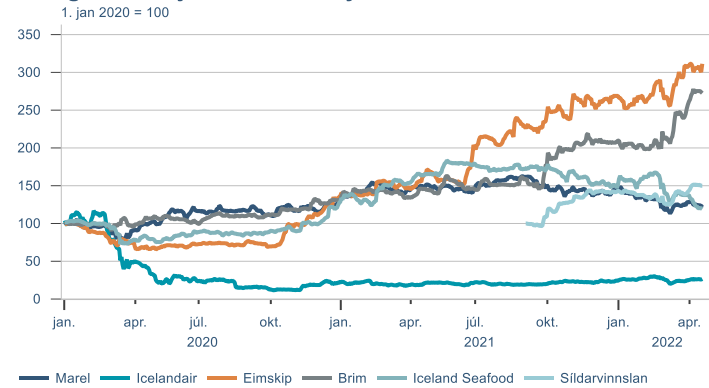


Vix-vísitölur

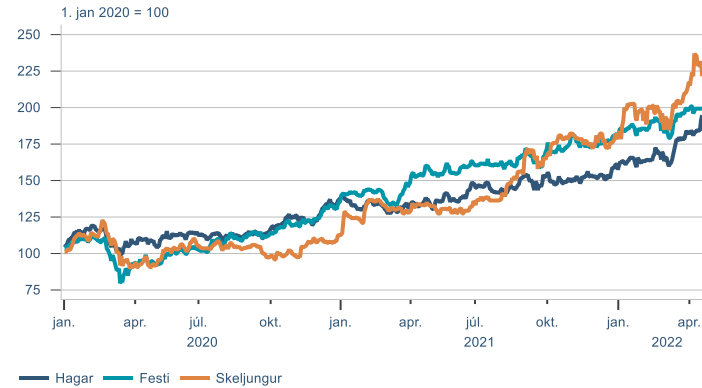


Hlutabréf

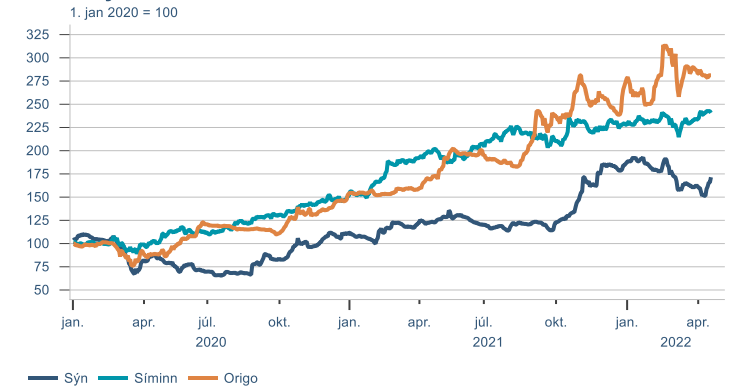
Félög með tekjur í erlendri mynt



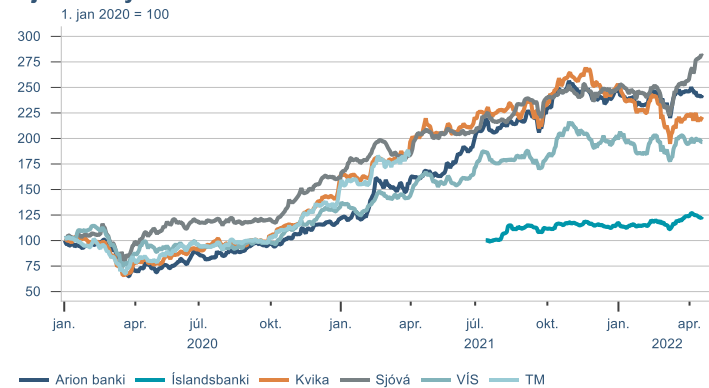
Smásala



Tæknifyrirtæki



Fjármálfyrirtæki

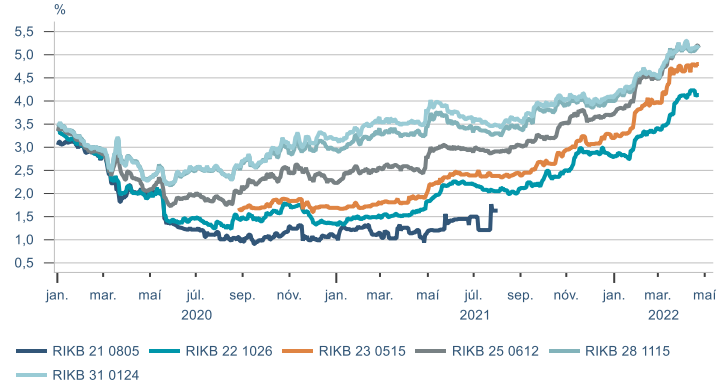


Fasteignafélög

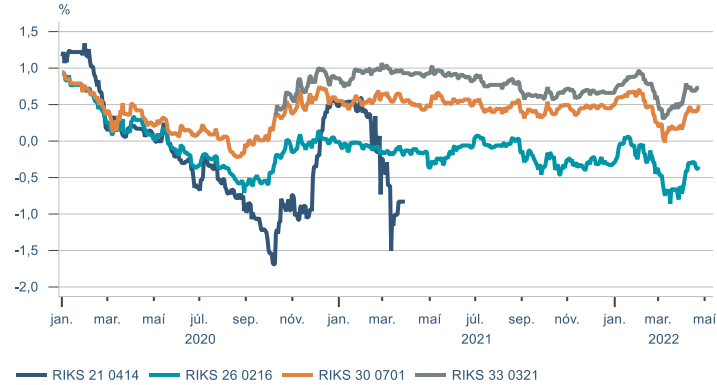


Skuldabréf

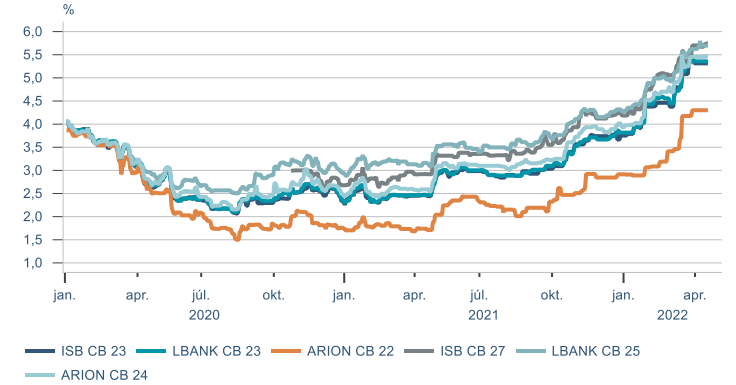
Óverðtryggð ríkisbréf



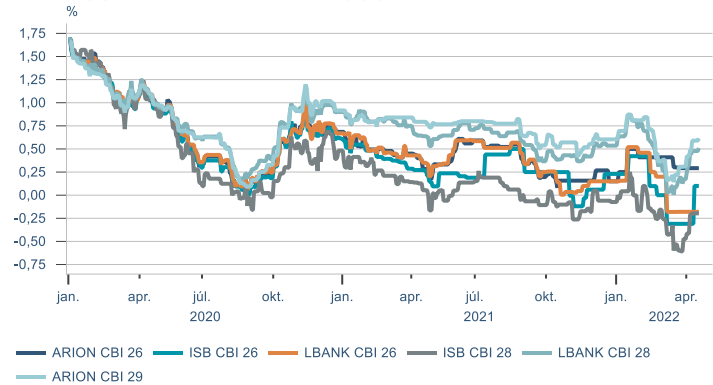
Verðtryggð ríkisbréf



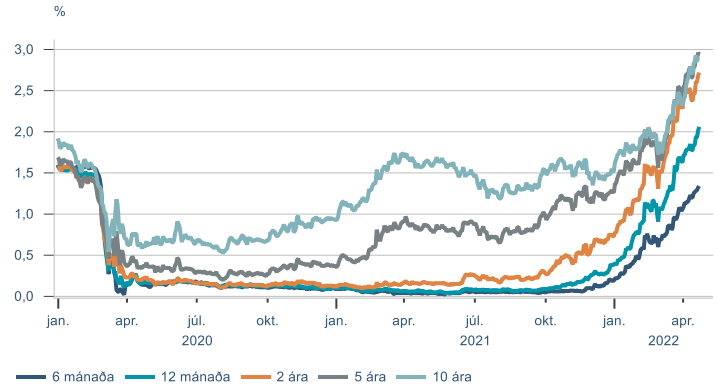
Sértryggð skuldabréf - óverðtryggð



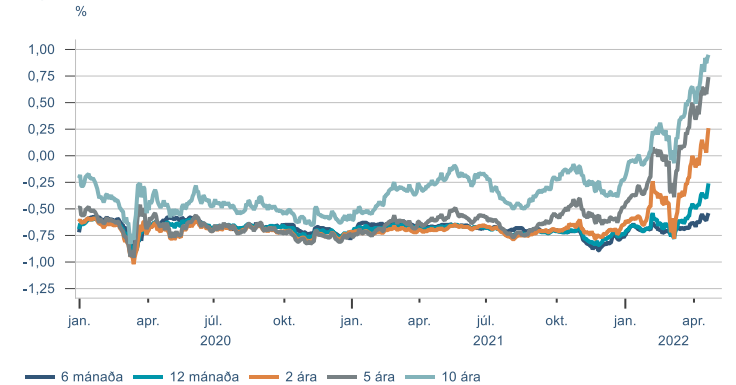
Sértryggð skuldabréf - verðtryggð



Bandarísk ríkisskuldabréf



Þýsk ríkisskuldabréf



Gjaldeyrir

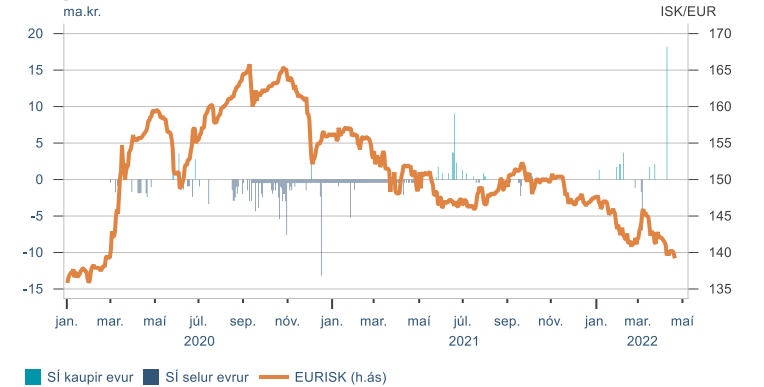
Gengi krónunnar



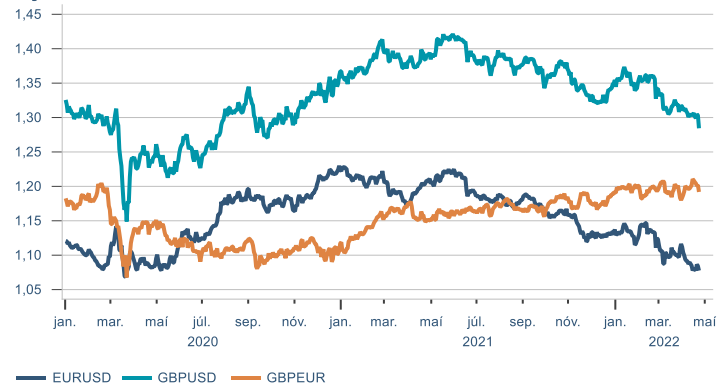
Gengisvitalan



Inngrip SÍ



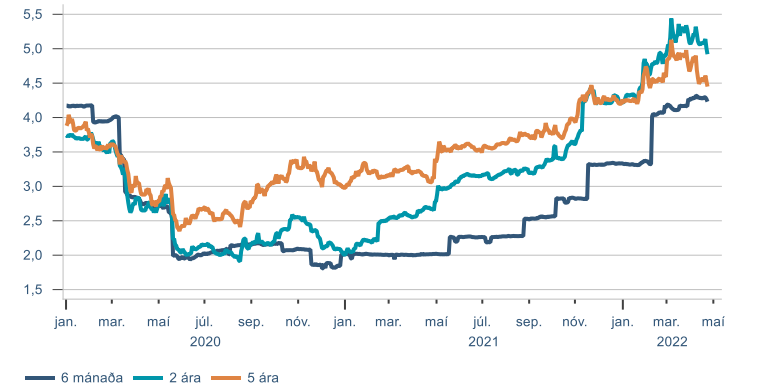
Gjaldmiðlakrossar



Raugengi

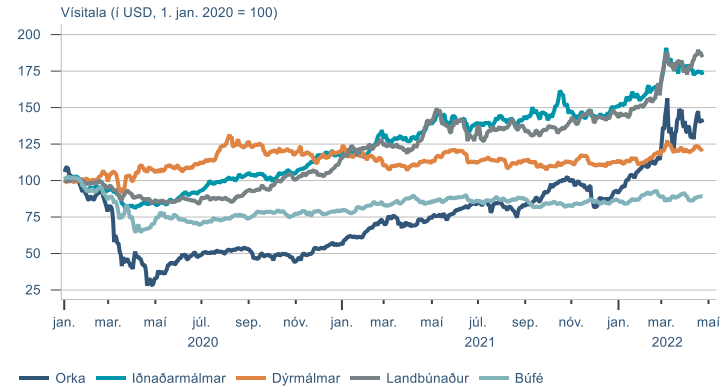


Vaxtamunur við evru



Hrávörur

S&P GSCI hrávörusíðilur



Álverð

3 mánaða framvirk verð, LME



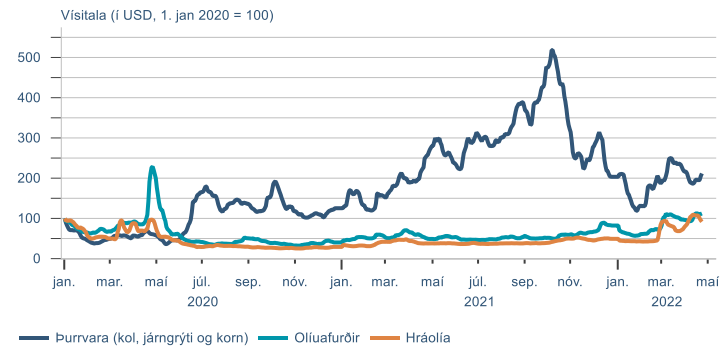
Heimsmarkaðsverð á olíu

Brent



Flutningskostnaður

Baltic exchange vísitölur



Hlutabréf

		Áramót	1M	3M	12M
OMX10	3098,0	-8,8%	1,5%	-5,3%	2,8%
Marel	720,0	64,5%	-1,1%	75,4%	60,9%
Icelandair	2,0	10,4%	12,3%	3,6%	27,6%
Eimskip	570,0	15,8%	5,6%	17,0%	91,1%
Brim	99,0	30,0%	11,4%	35,2%	87,7%
Síldarvinnslan	103,5	4,5%	6,6%	6,9%	
Iceland Seafood	11,7	-20,9%	-13,3%	-22,5%	-27,1%
Hagar	83,5	23,7%	8,4%	18,9%	44,4%
Festi	244,0	10,2%	1,7%	6,9%	29,7%
Skeljungur	17,1	22,4%	8,2%	9,3%	66,3%
Sýn	60,0	-8,4%	5,3%	-11,1%	38,7%
Síminn	12,6	5,6%	5,0%	3,0%	20,8%
Origo	73,0	1,4%	-0,7%	6,6%	64,0%
Arion	172,5	-1,7%	-0,3%	2,4%	46,9%
Íslandsbanki	126,6	5,2%	3,8%	7,0%	
Kvika	23,4	-12,7%	2,6%	-6,4%	5,2%
Sjóvá	39,2	3,2%	11,4%	4,8%	19,0%
VÍS	18,2	-1,2%	-3,2%	1,7%	19,6%
Reginn	39,0	20,3%	5,4%	20,3%	54,9%
Reitir	104,0	22,4%	13,0%	18,9%	48,1%
Eik	15,6	31,2%	12,1%	24,1%	62,6%

Heimild: Kodiak

Gjaldeyri

		áramót	1M	3M	12M
GVT	187,7	-4,1%	-1,8%	-2,7%	-4,2%
EUR	139,8	-5,3%	-2,0%	-4,0%	-7,2%
USD	129,2	-0,9%	-0,2%	0,7%	3,0%
GBP	166,6	-5,2%	-2,8%	-4,3%	-4,6%
DKK	18,8	-5,3%	-2,0%	-3,9%	-7,2%
SEK	13,6	-5,5%	-1,0%	-2,7%	-8,3%
NOK	14,5	-1,7%	-2,1%	0,3%	-3,1%
CHF	135,3	-5,3%	-2,6%	-3,8%	-1,0%
JPY	1,01	-11,1%	-6,2%	-10,7%	-13,2%

Heimild: Kodiak

Ríkisskuldabréf

	krafa	verð	meðalt.	ávöxtun			
				áramót	1M	3M	12M
RIKB 22 1026	4,05%	101,5	0,5	0,3%	0,3%	0,0%	0,4%
RIKB 23 0515	4,84%	96,6	1,0	-0,6%	0,2%	-0,7%	-1,0%
RIKB 24 0415	5,11%	95,2	1,9	-1,9%	0,2%	-1,6%	
RIKB 25 0612	5,14%	108,0	2,7	-2,6%	0,3%	-2,3%	-4,5%
RIKB 28 1115	5,17%	99,0	5,6	-5,0%	0,2%	-4,1%	-6,7%
RIKB 31 0124	5,20%	108,9	6,9	-6,0%	-0,5%	-5,1%	-7,5%
RIKB 42 0217	5,23%	91,2	13,1			-2,1%	
RIKS 26 0216	-0,35%	107,1	3,7	2,8%	-0,2%	4,0%	7,1%
RIKS 30 0701	0,49%	122,1	7,3	3,0%	-1,3%	4,2%	6,6%
RIKS 33 0321	0,73%	123,7	9,6	2,6%	-1,6%	4,0%	9,2%
RIKS 37 0115	0,98%	100,2	13,7			-1,7%	

Heimild: Kodiak

Hlutabréfavísitölur

		áramót	1M	3M	12M
OMX10	3098,0	-8,8%	1,5%	-5,3%	2,8%
OMXN40	2203,9	-9,9%	-0,7%	-1,6%	1,9%
S&P 500	4271,8	-10,4%	-5,3%	-2,9%	3,3%
FTSE 100	7521,7	1,9%	0,6%	0,4%	8,4%

Heimild: Macrobond

Innihald og form skjals þessa er unnið af starfsmönnum Hagfræðideildar Landsbankans hf. (hagfraedideild@landsbankinn.is) og byggist á aðgengilegum opinberum upplýsingum á þeim tíma sem greiningin var unnin. Mat á þeim upplýsingum endurspeglar skoðanir starfsmanna Hagfræðideildar Landsbankans á þeim degi þegar greiningin er dagsett, en þær geta breyst án fyrirvara.

Landsbankinn hf. og starfsfólk hans taka ekki ábyrgð á viðskiptum sem byggð eru á þeim upplýsingum og skoðunum sem hér eru settar fram.

Bent skal á að Landsbankinn hf. getur á hverjum tíma haft beinna eða óbeinna hagsmuna að gæta, ýmist sjálfur, dótturfélög hans eða fyrir hönd viðskiptamanna, s.s. sem fjárfestir, lánardrottinn eða þjónustuaðili. Greiningar eru engu að síður unnar sjálfstætt af Hagfræðideild Landsbankans og innan Landsbankans eru í gildi reglur um aðskilnað starfssviða sem eru aðgengilegar á vef bankans.