



Vikubyrjun 11. apríl 2022

Hagfræðideild



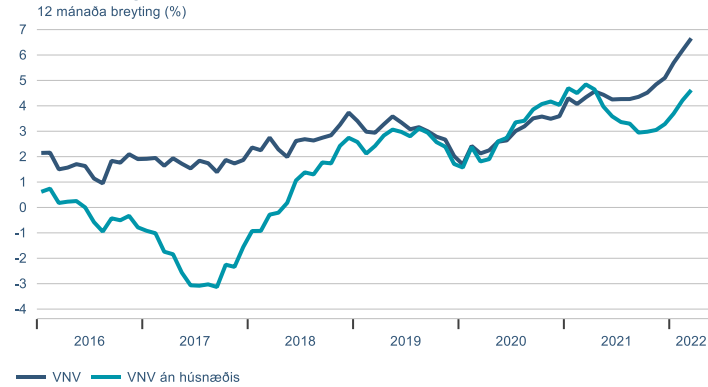
Dagatal

Vikud.	Dag.	kl.	Viðburður	Tímabil	Birtingaraðili
mán	11. apr.		Ferðamenn um Leifsstöð	mar	Ferðamálastofa
		16:00	Markaðsupplýsingar		Lánamál ríkisins
		9:00	Efnahagslegar skammtímatölur		Hagstofan
þri	12. apr.		Síðasti verðkönnunardagur v/ vísitölu neysluverðs apr		Hagstofan
mið	13. apr.	9:00	Greiðslumiðlun	mar	Seðlabankinn
		9:00	Fiskafli	mar	Hagstofan
		9:00	Aflaverðmæti	feb	Hagstofan
		9:00	Fjármálareikningar (endurskoðun)	2020	Hagstofan
fös	15. apr.	9:00	Gjaldeyrisforði og tengdir liðir	mar	Seðlabankinn

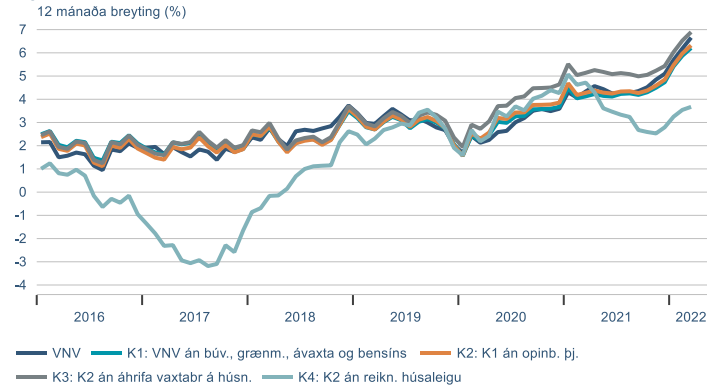
▶ Efnahagsmál

Verðlag

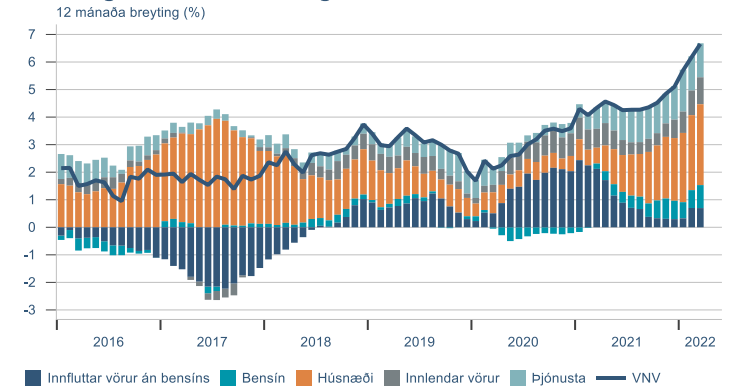
Viðitala neysluverðs



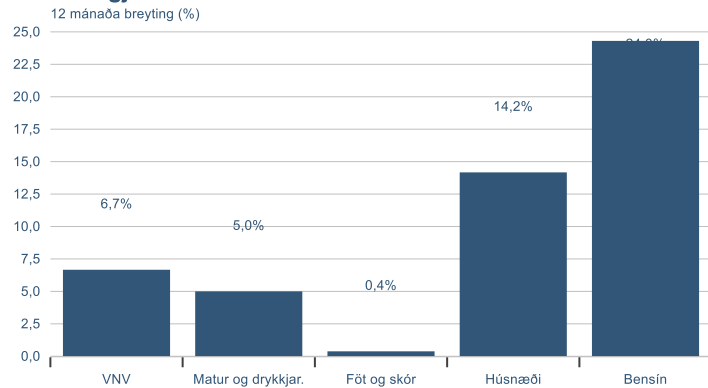
Kjarnavísitölur



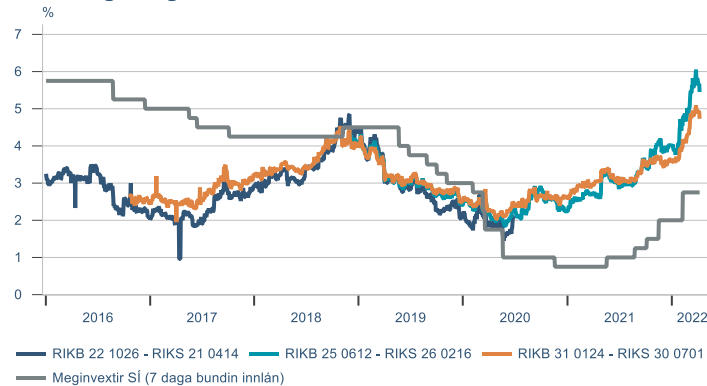
Framlag undirliða verðbólgu



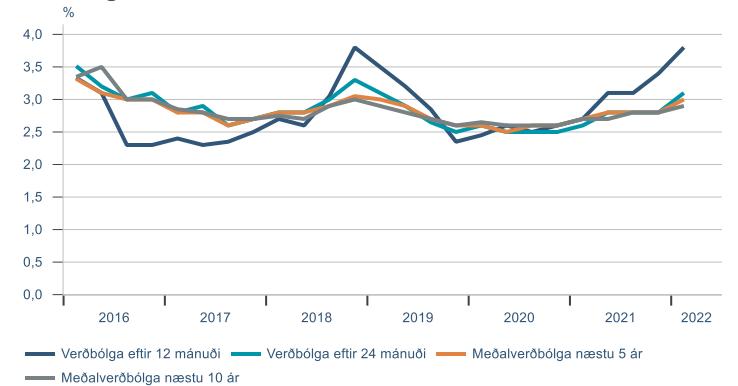
Valdir útgjaldaliðir



Verðbólguálag á skuldabréfamarkaði

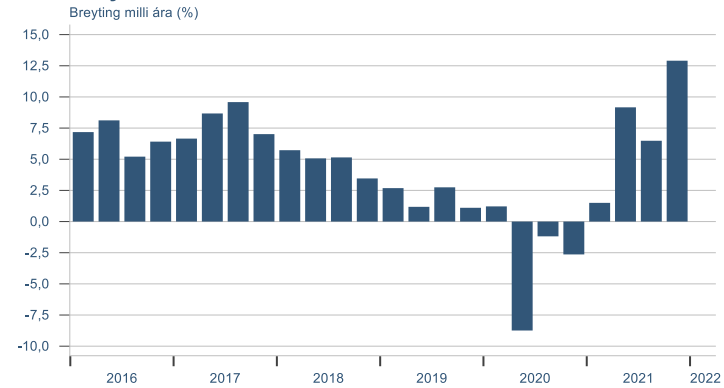


Væntingakönnun markaðsaðila

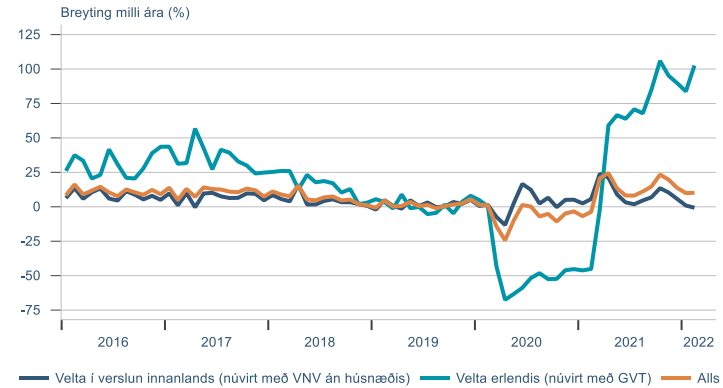


Heimilin

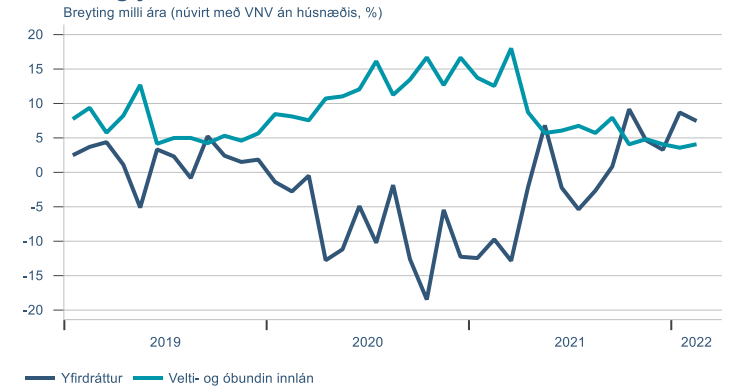
Einkaneysla



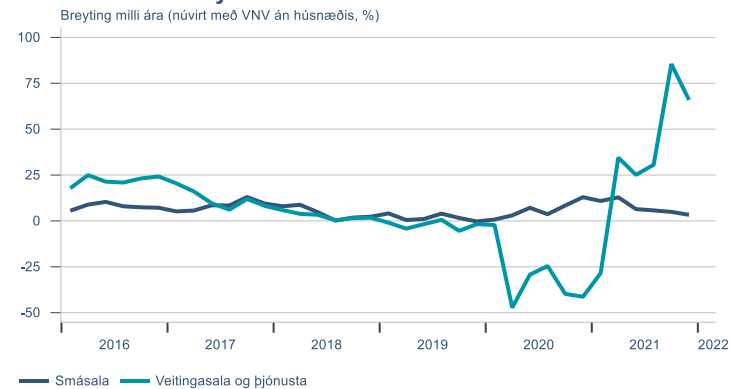
Greiðslukortavelta



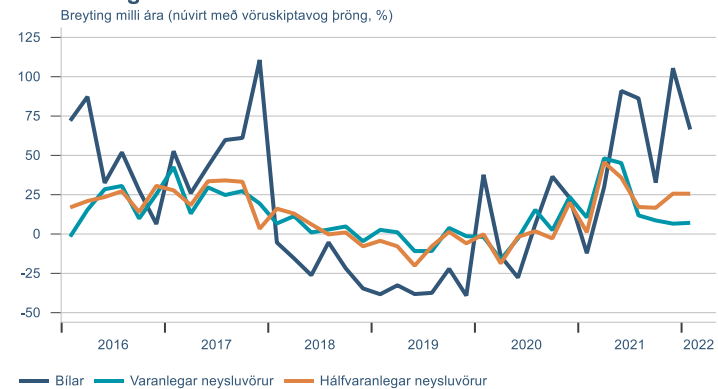
Innlán og yfirdráttur heimilana



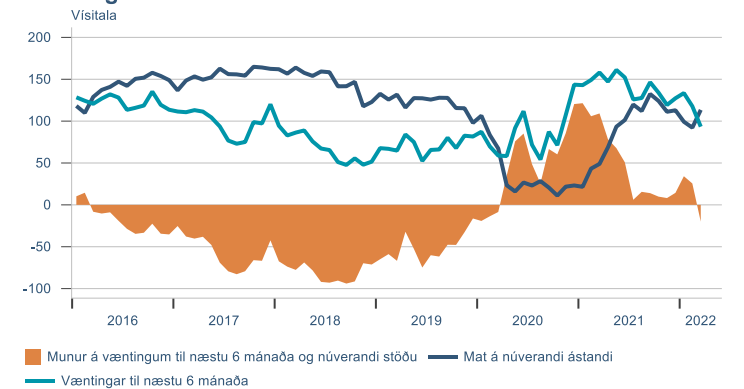
Velta skv. VSK-skýrslum



Innflutningur

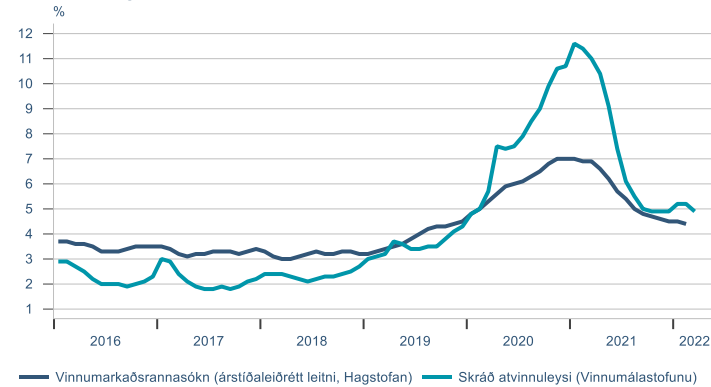


Væntingarvísitala

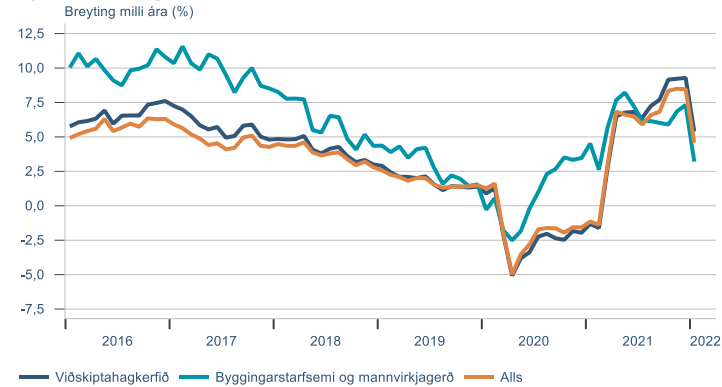


Vinnumarkaðurinn

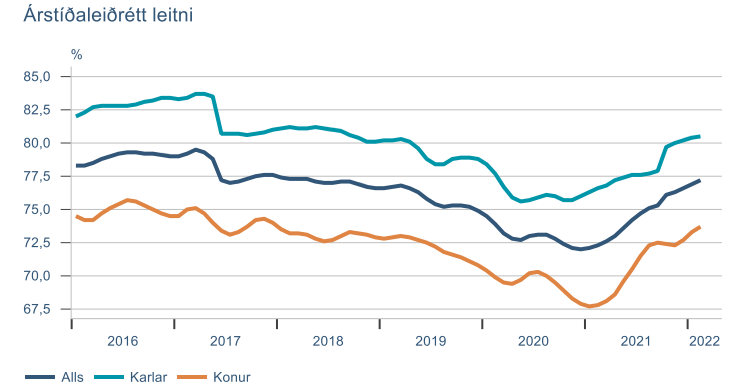
Atvinnuleysi



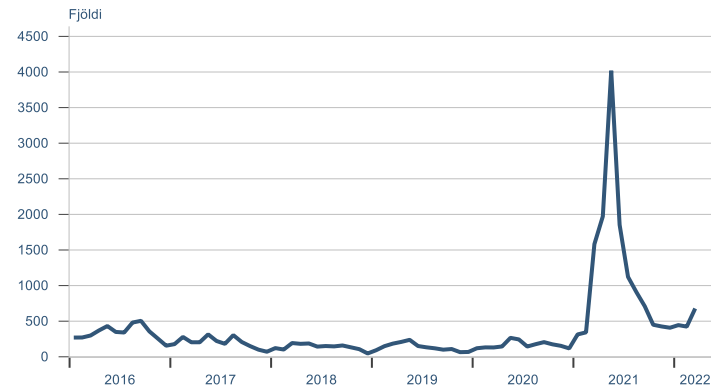
Fjöldi launagreiðenda



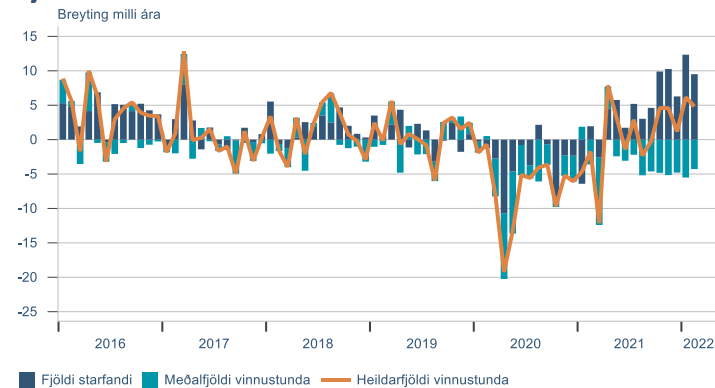
Atvinnuþátttaka



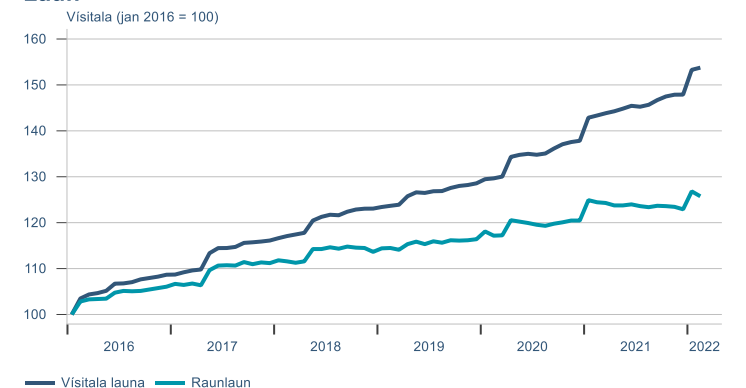
Laus störf



Fjöldi vinnustunda

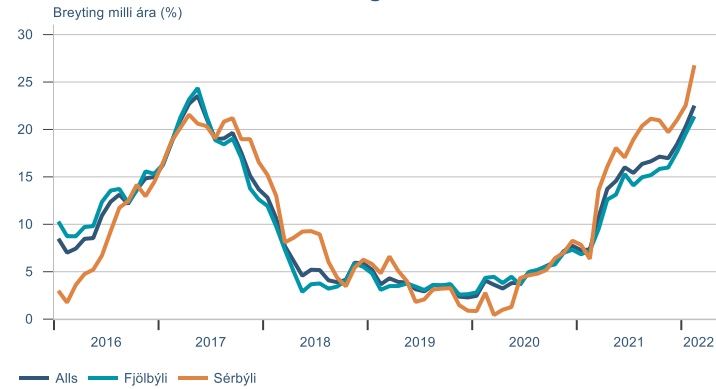


Laun

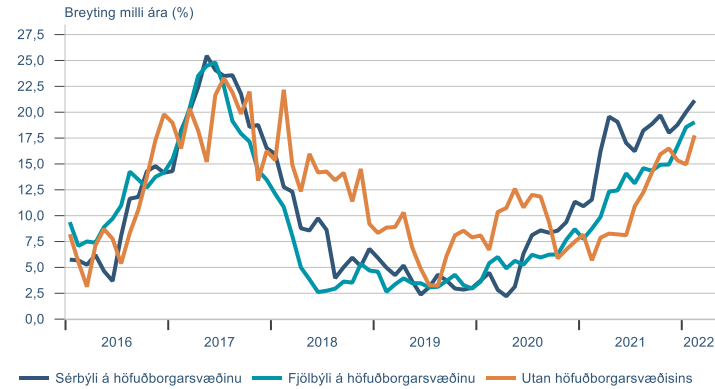


Fasteignamarkaðurinn

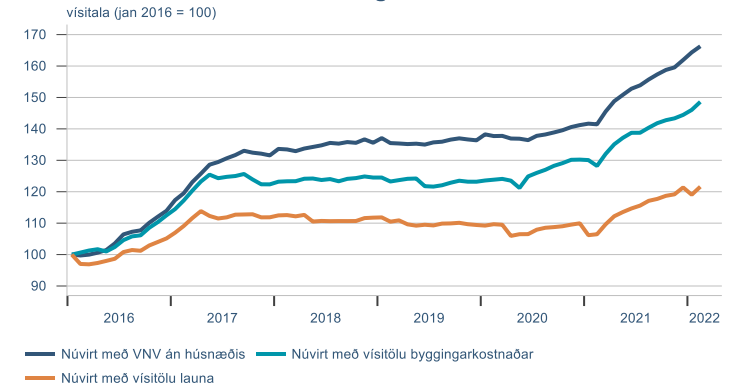
Vísitala íbúðaverðs á höfuðborgarsvæðinu



Vísitala markaðsverðs húsnæðis



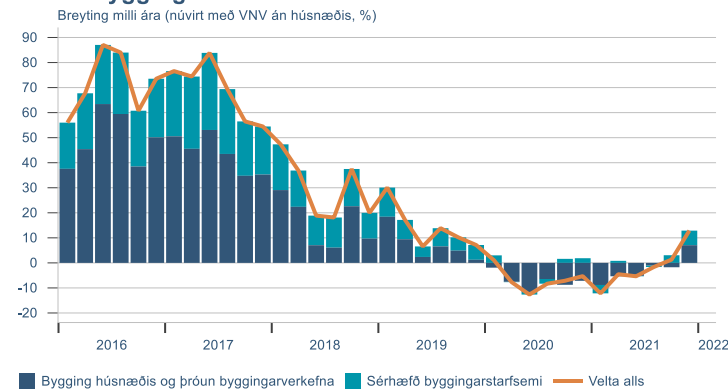
Vísitala íbúðaverðs á höfuðborgarsvæðinu



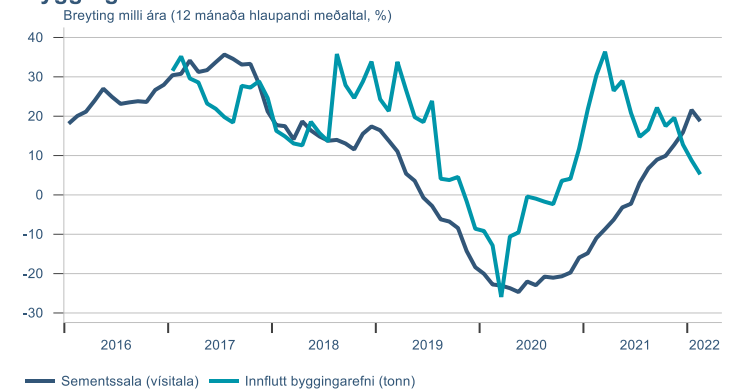
Vísitala leiguverðs



Velta í byggingariðnaði

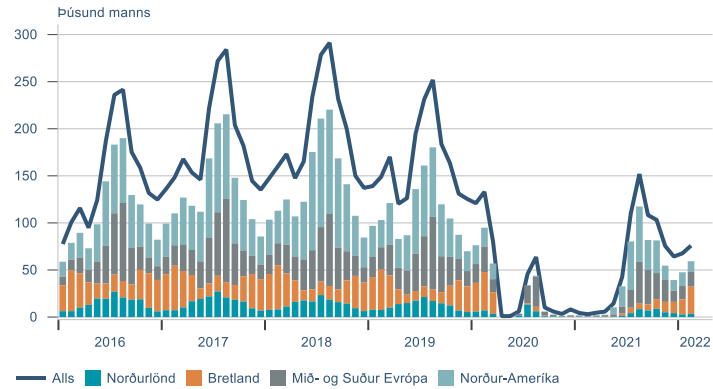


Byggingarvörur



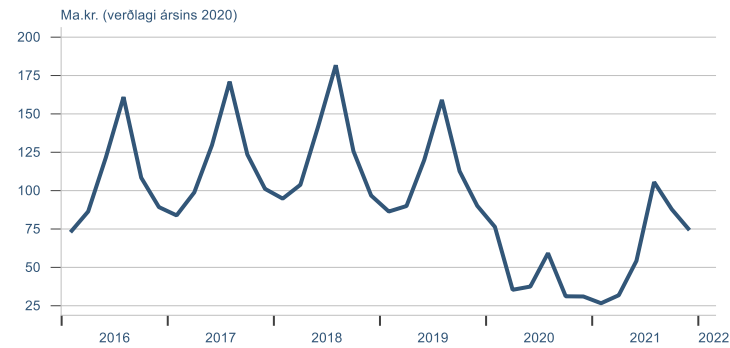
Ferðaþjónustan

Erlendir ferðamenn um Leifstöð



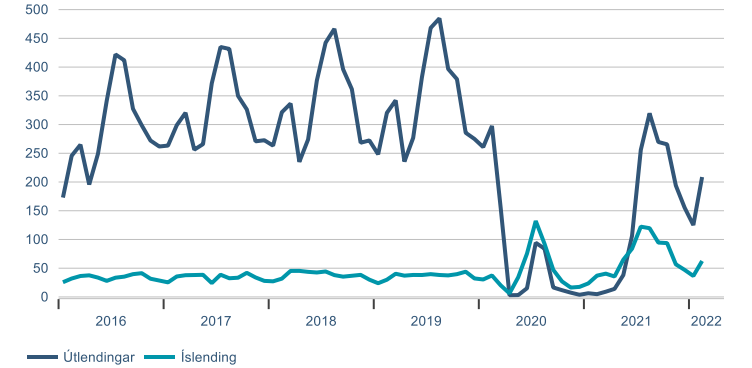
Velta í ferðaþjónustu

Velta á VSK-tímabili (2 mánuði)



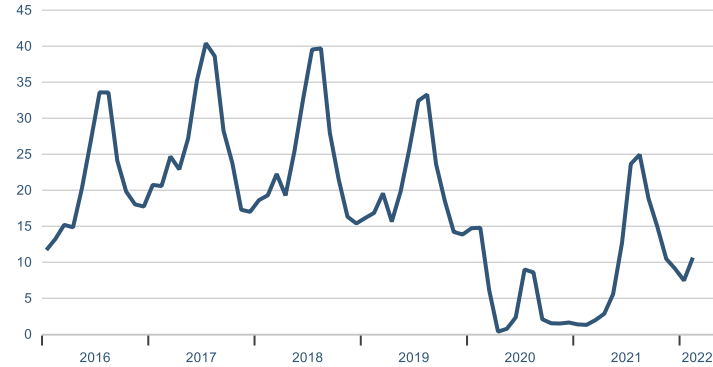
Gistinætur á hótélum

Þúsund nætur



Velta erlendra greiðslukorta

ma.kr. (föstu gengi)

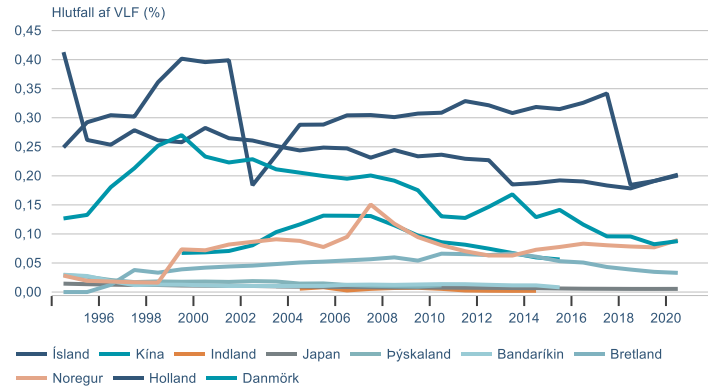


Fjöldi launagreiðenda í ferðaþjónustu

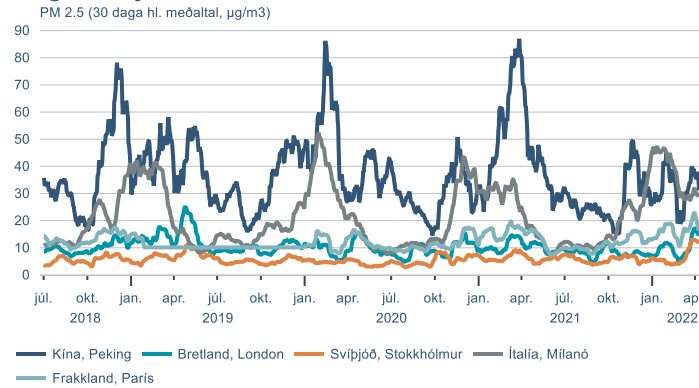


Sjálfbærni

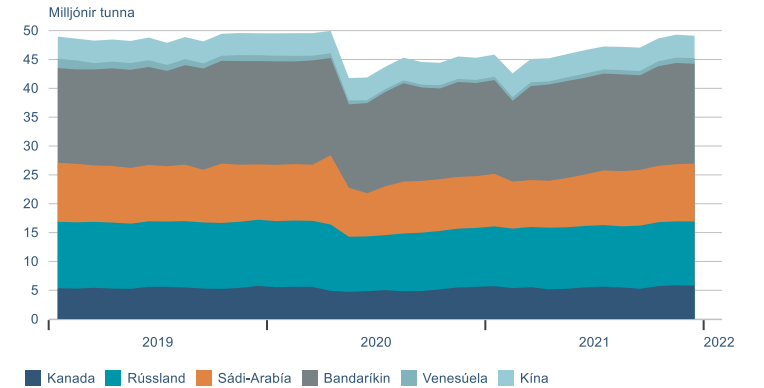
Umhverfisskattur



Magn svifryks



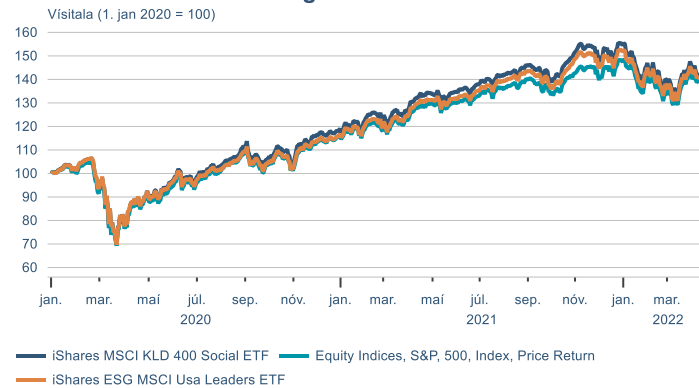
Framleiðsla hráolíu



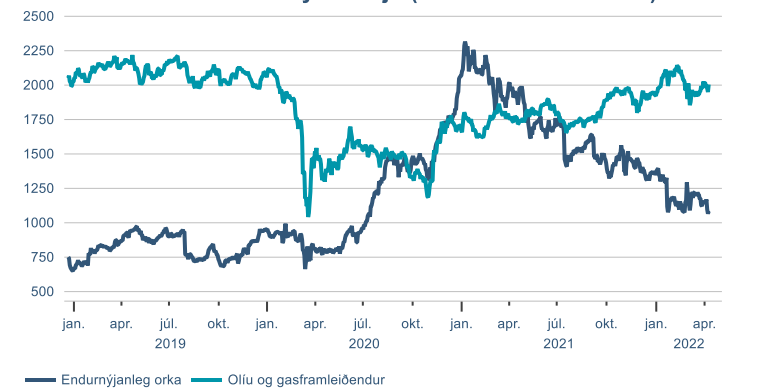
EUA Losunarheimildir innan ETS viðskiptakerfisins



UFS Hlutabréfavisitölur og S&P 500

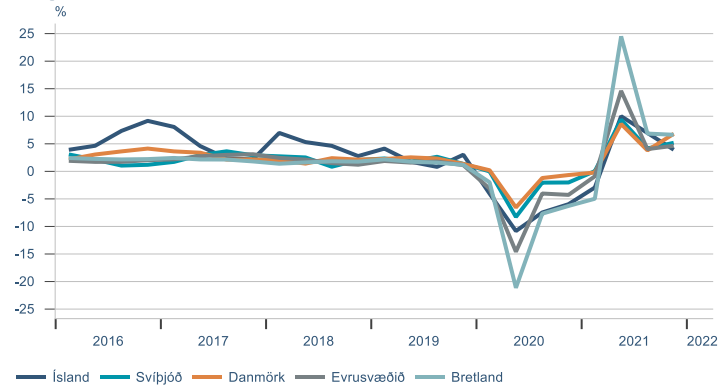


Hlutabréfavisitölur orkufyrirtækja (hluti af Eurofirst 300)

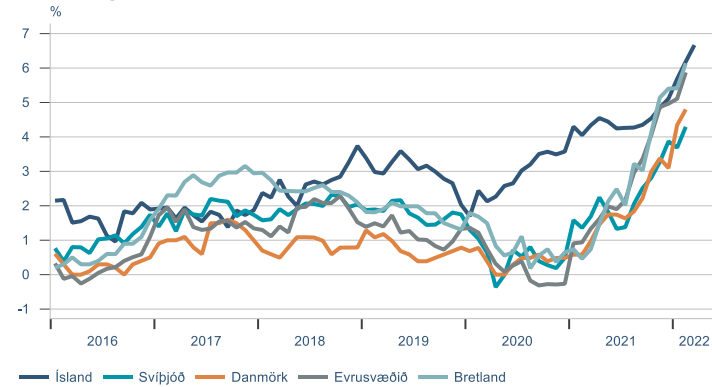


Alþjóðlegur samanburður

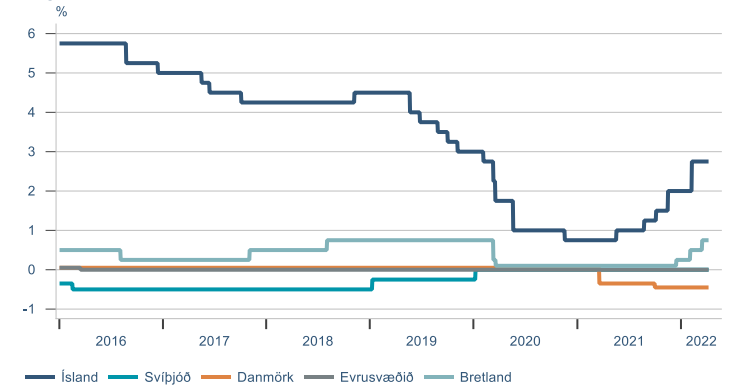
Hagvöxtur



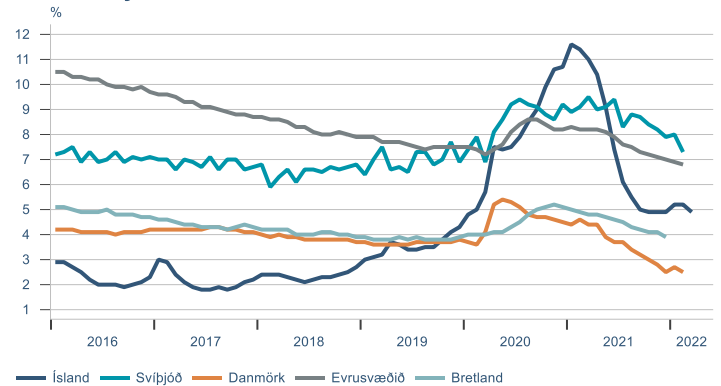
Verðbólga



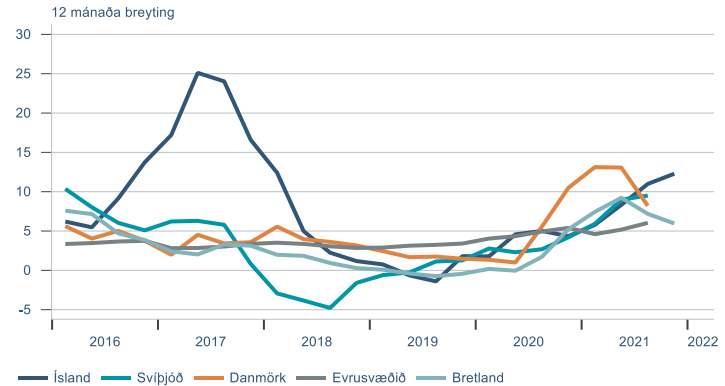
Stýrivextir



Atvinnuleysi



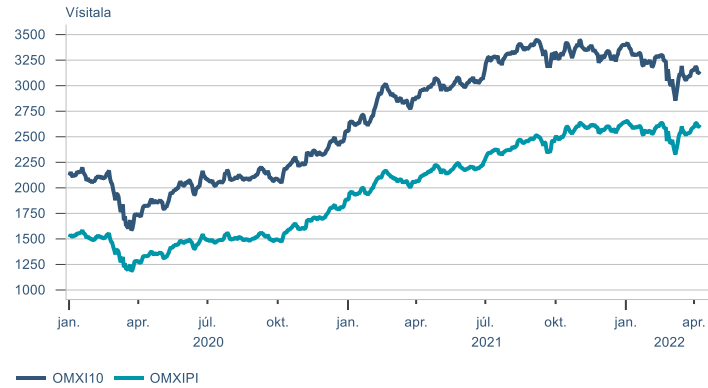
Raunverð íbúða



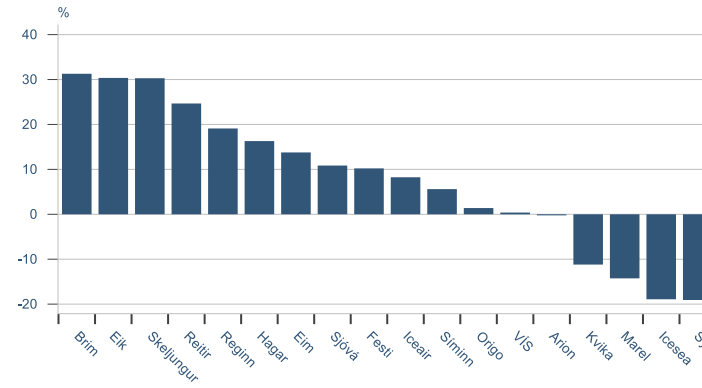
► Fjármálamarkaðir

Hlutabréf

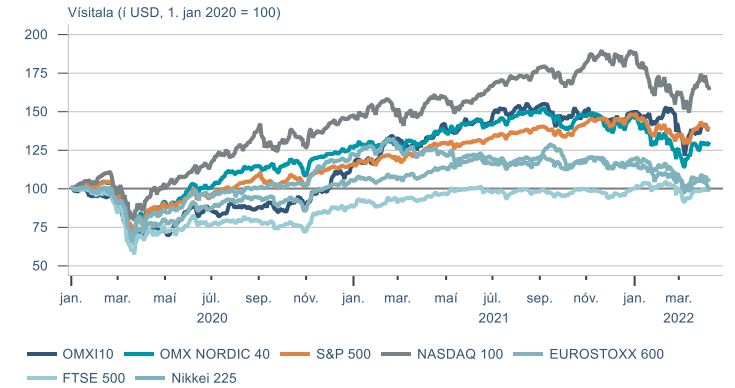
OMX-vísitölur



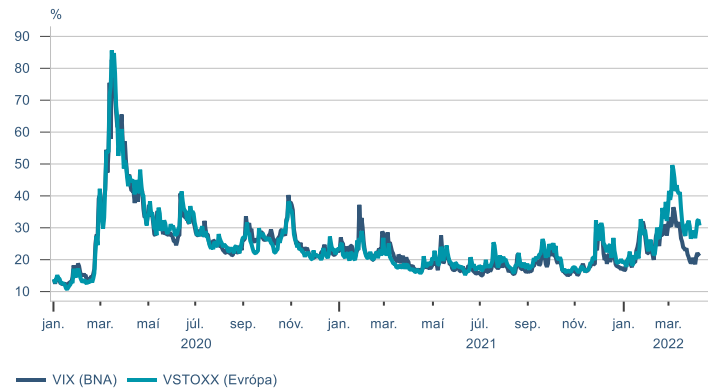
Það sem af er ári



Hlutabréfavisitölur

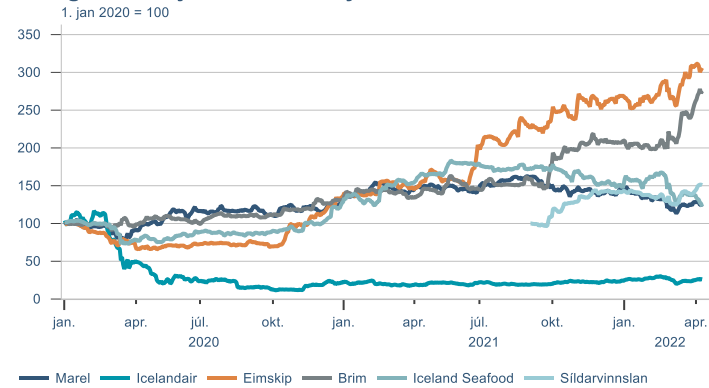


Vix-vísitölur

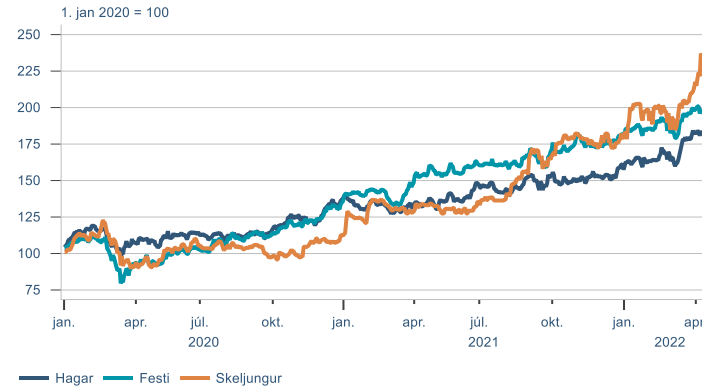


Hlutabréf

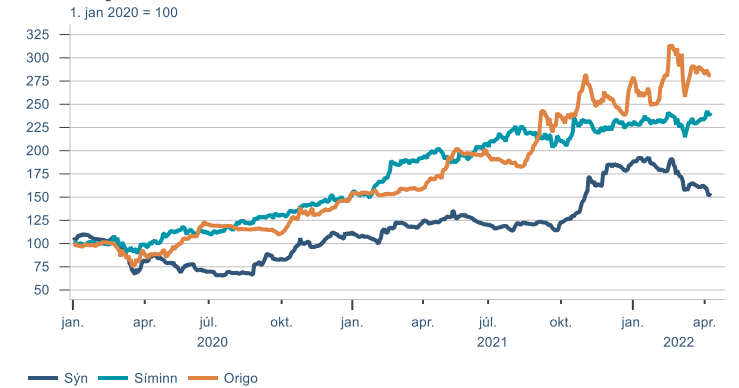
Félög með tekjur í erlendri mynt



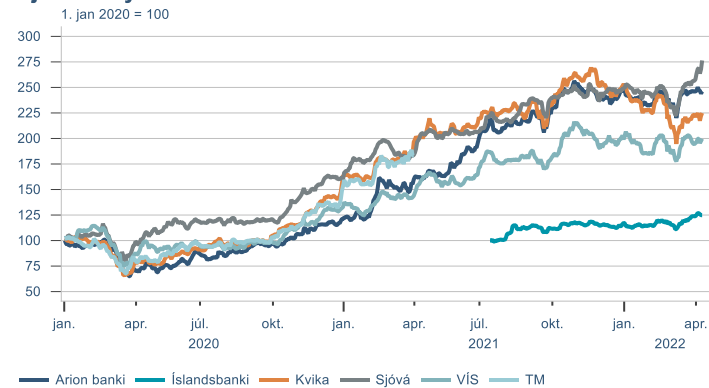
Smásala



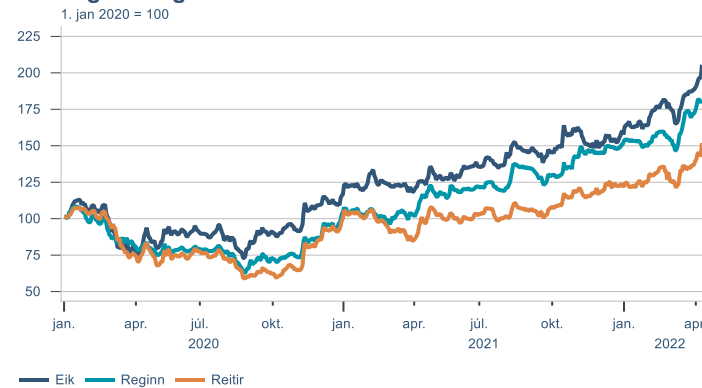
Tæknifyrirtæki



Fjármálafyrirtæki

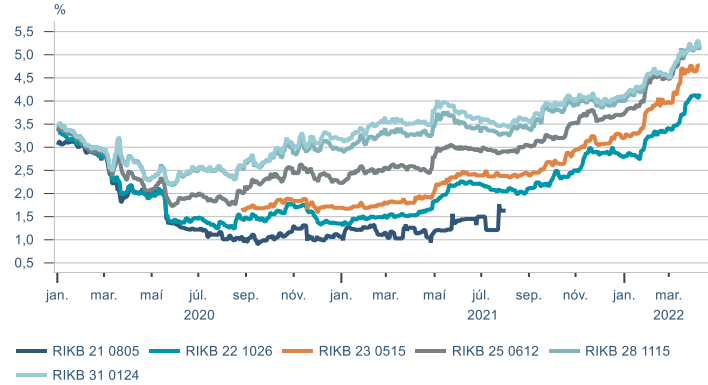


Fasteignafélög

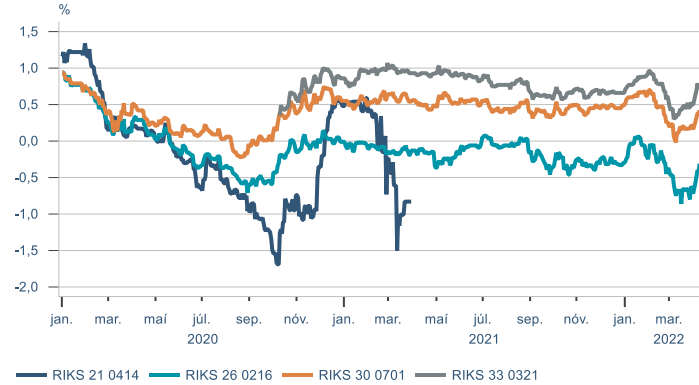


Skuldabréf

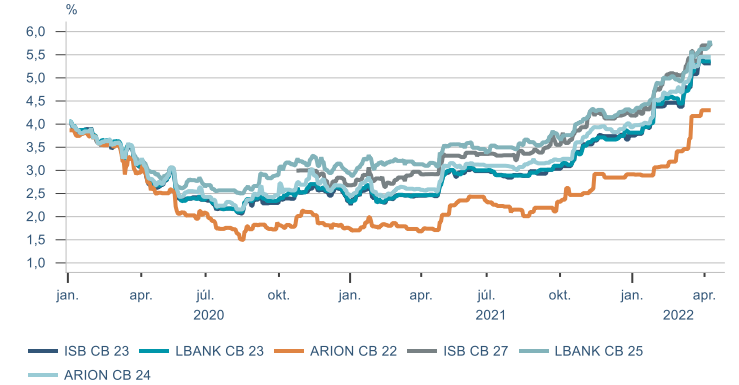
Óverðtryggð ríkisbréf



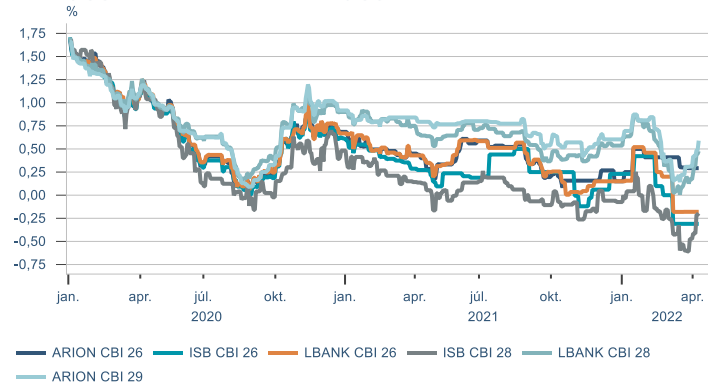
Verðtryggð ríkisbréf



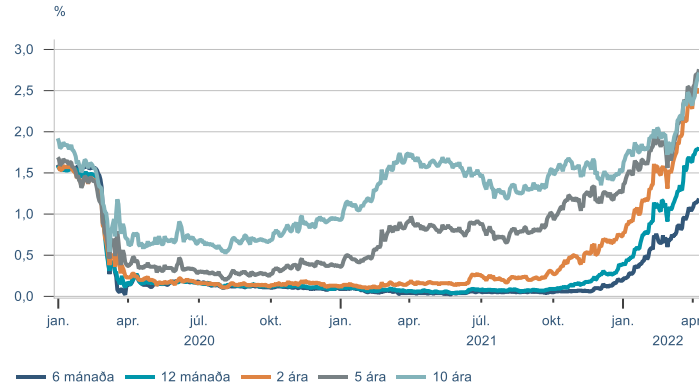
Sértryggð skuldabréf - óverðtryggð



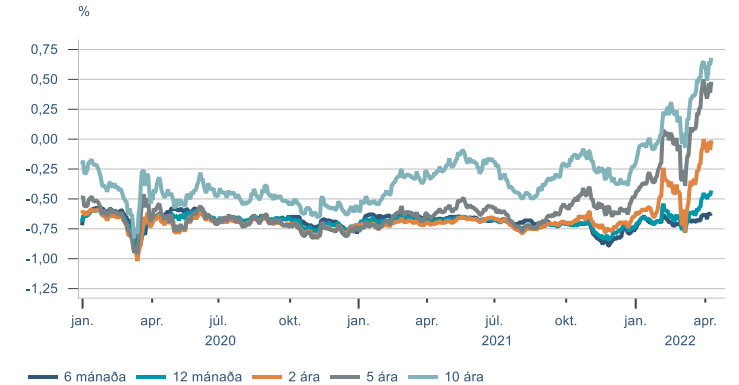
Sértryggð skuldabréf - verðtryggð



Bandarísk ríkisskuldabréf



Þýsk ríkisskuldabréf



Gjaldeyrir

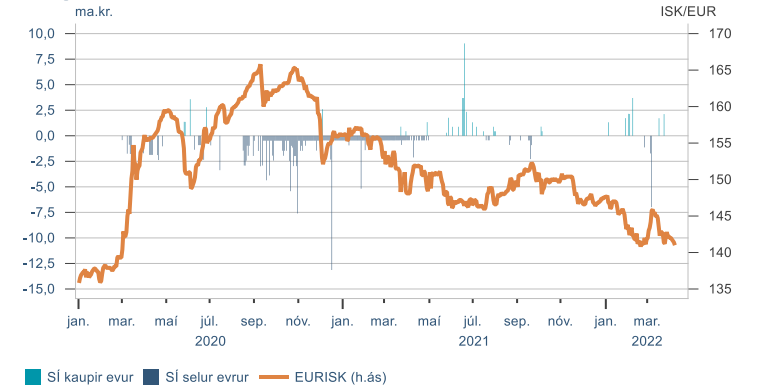
Gengi krónunnar



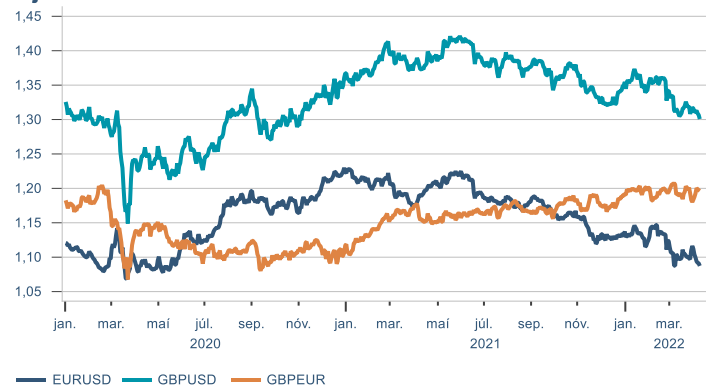
Gengisvísitalan



Inngrip SÍ



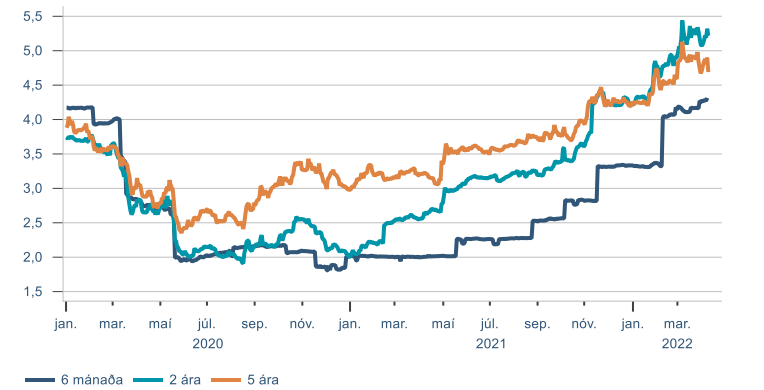
Gjaldmiðlakrossar



Raugengi

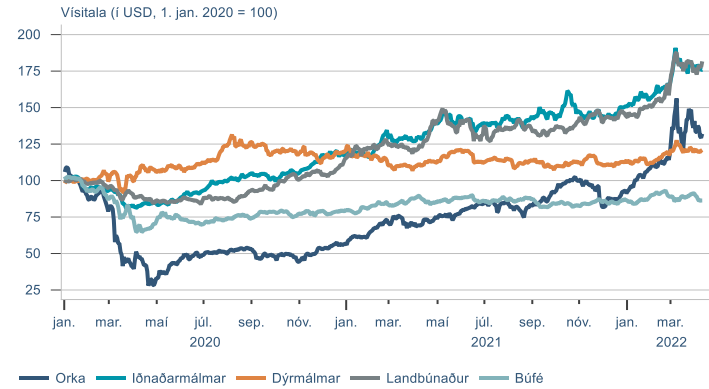


Vaxtamunur við evru



Hrávörur

S&P GSCI hrávörusítiölur



Álverð

3 mánaða framvirk verð, LME



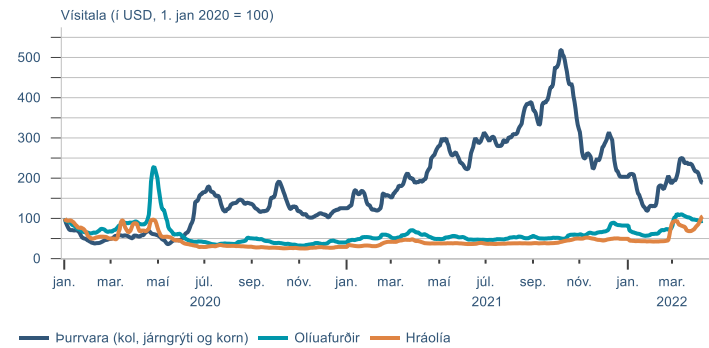
Heimsmarkaðsverð á olíu

Brent



Flutningskostnaður

Baltic exchange visitölur



Hlutabréf

		Áramót	1M	3M	12M
OMX10	3140,9	-7,6%	10,1%	-6,5%	6,5%
Marel	742,0	-15,1%	9,4%	-13,9%	-16,0%
Icelandair	2,0	8,2%	31,3%	-2,0%	38,7%
Eimskip	560,0	13,8%	19,7%	16,8%	107,4%
Brim	100,0	31,3%	33,9%	36,5%	101,6%
Síldarvinnslan	104,0	3,0%	18,2%	4,4%	
Iceland Seafood	12,0	-18,9%	-2,4%	-23,1%	-23,8%
Hagar	78,5	16,3%	13,4%	12,1%	35,7%
Festi	244,0	10,2%	11,2%	7,8%	28,2%
Skeljungur	18,2	30,3%	26,7%	23,3%	77,0%
Sýn	53,0	-19,1%	-3,6%	-20,9%	21,4%
Síminn	12,6	5,6%	12,1%	5,6%	24,6%
Origo	73,0	1,4%	9,0%	5,8%	72,0%
Arion	175,0	-0,2%	11,8%	2,2%	52,0%
Íslandsbanki	128,0	6,3%	12,2%	10,0%	
Kvika	23,8	-11,2%	15,5%	-7,0%	12,3%
Sjóvá	38,6	1,6%	13,5%	0,9%	22,7%
VÍS	18,5	0,4%	12,5%	-2,5%	30,0%
Reginn	38,6	19,1%	23,6%	18,4%	72,3%
Reitir	104,0	22,4%	23,1%	22,4%	68,6%
Eik	15,5	30,4%	24,3%	23,3%	68,7%

Heimild: Kodiak

Gjaldeyri

		áramót	1M	3M	12M
GVT	187,8	-4,0%	-3,7%	-2,9%	-4,6%
EUR	139,6	-5,4%	-4,3%	-4,4%	-7,5%
USD	128,5	-1,4%	-4,0%	-0,5%	1,1%
GBP	167,5	-4,7%	-4,5%	-4,3%	-4,3%
DKK	18,8	-5,4%	-4,2%	-4,4%	-7,5%
SEK	13,6	-5,6%	1,3%	-4,3%	-8,1%
NOK	14,7	-0,6%	-1,5%	0,9%	-2,0%
CHF	137,5	-3,8%	-4,7%	-1,9%	0,3%
JPY	1,04	-8,6%	-10,6%	-7,2%	-11,1%

Heimild: Kodiak

Ríkisskuldabréf

	krafa	verð	meðalt.	ávöxtun			
				áramót	1M	3M	12M
RIKB 22 1026	4,10%	101,6	0,5	0,1%	0,0%	0,0%	0,2%
RIKB 23 0515	4,80%	96,6	1,1	-0,8%	-0,2%	-0,8%	-1,1%
RIKB 24 0415	5,15%	95,1	1,9	-2,1%	-0,6%	-1,9%	
RIKB 25 0612	5,13%	108,2	2,8	-2,8%	-0,6%	-2,5%	-4,2%
RIKB 28 1115	5,10%	99,4	5,7	-4,8%	-1,4%	-4,3%	-6,3%
RIKB 31 0124	5,15%	109,3	7,0	-5,8%	-1,7%	-5,0%	-7,0%
RIKB 42 0217	5,18%	91,7	13,1				
RIKS 26 0216	-0,31%	107,0	3,8	2,3%	-0,3%	3,3%	6,9%
RIKS 30 0701	0,42%	122,9	7,3	3,1%	-1,7%	3,8%	7,3%
RIKS 33 0321	0,72%	123,9	9,6	2,2%	-2,6%	2,9%	9,0%
RIKS 37 0115	0,98%	100,2	13,8		-2,6%		

Heimild: Kodiak

Hlutabréfavísitölur

		áramót	1M	3M	12M
OMX10	3140,9	-7,6%	10,1%	-6,5%	6,5%
OMXN40	2272,2	-7,1%	14,1%	-3,9%	7,0%
S&P 500	4488,3	-5,8%	7,6%	-4,0%	9,5%
FTSE 100	7669,6	3,9%	10,1%	2,5%	10,5%

Heimild: Macrobond

Innihald og form skjals þessa er unnið af starfsmönnum Hagfræðideildar Landsbankans hf. (hagfraedideild@landsbankinn.is) og byggist á aðgengilegum opinberum upplýsingum á þeim tíma sem greiningin var unnin. Mat á þeim upplýsingum endurspeglar skoðanir starfsmanna Hagfræðideildar Landsbankans á þeim degi þegar greiningin er dagsett, en þær geta breyst án fyrirvara.

Landsbankinn hf. og starfsfólk hans taka ekki ábyrgð á viðskiptum sem byggð eru á þeim upplýsingum og skoðunum sem hér eru settar fram.

Bent skal á að Landsbankinn hf. getur á hverjum tíma haft beinna eða óbeinna hagsmuna að gæta, ýmist sjálfur, dótturfélög hans eða fyrir hönd viðskiptamanna, s.s. sem fjárfestir, lánardrottinn eða þjónustuaðili. Greiningar eru engu að síður unnar sjálfstætt af Hagfræðideild Landsbankans og innan Landsbankans eru í gildi reglur um aðskilnað starfssviða sem eru aðgengilegar á vef bankans.