

Vikubyrjun 4. apríl 2022

Hagfræðideild



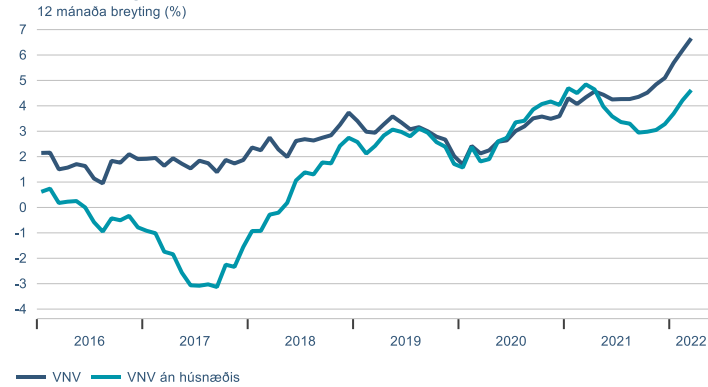
Dagatal

Vikud.	Dag.	kl.	Viðburður	Tímabil	Birtingaraðili
þri	5. apr.		Aðalfundur Skuldabréfaútboð		Eik Alma Íbúðafélag
mið	6. apr.		Flutningstölur	mar	Icelandair
		9:00	Nýskráningar féлага Skuldabréfaútboð	mar	Hagstofan Reykjavíkurborg
		9:00	Lífeyrissjóðir	mar	Seðlabankinn
fim	7. apr.	9:00	Raungengi	mar	Seðlabankinn
		9:00	Vöruviðskipti (bráðabirgðatölur)	mar	Hagstofan
		9:00	Efnahagur Seðlabankans	mar	Seðlabankinn
		9:00	Gjaldeyrismarkaður	mar	Seðlabankinn
		9:00	Krónumarkaður	mar	Seðlabankinn
fös	8. apr.	12:00	Skráð atvinnuleysi	mar	Vinnumálastofnun
			Útboð ríkisbréfa		Lánamál ríkisins
		9:00	Erlend staða Seðlabankans	mar	Seðlabankinn

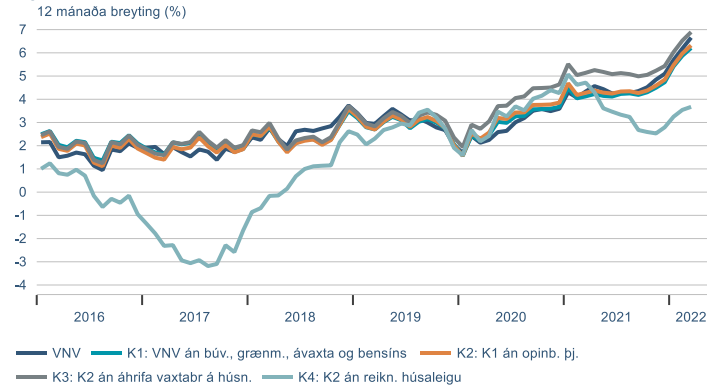
▶ Efnahagsmál

Verðlag

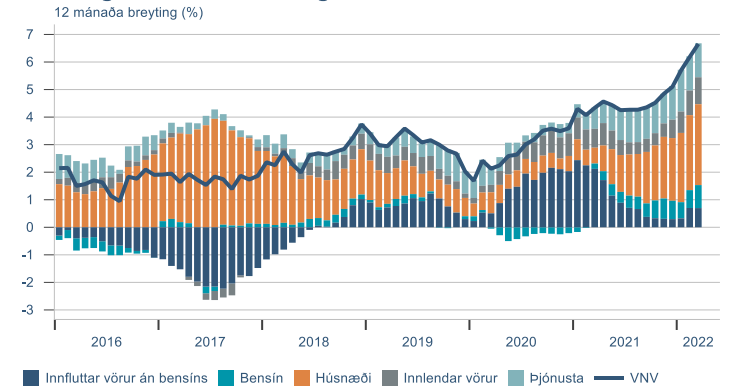
Viðitala neysluverðs



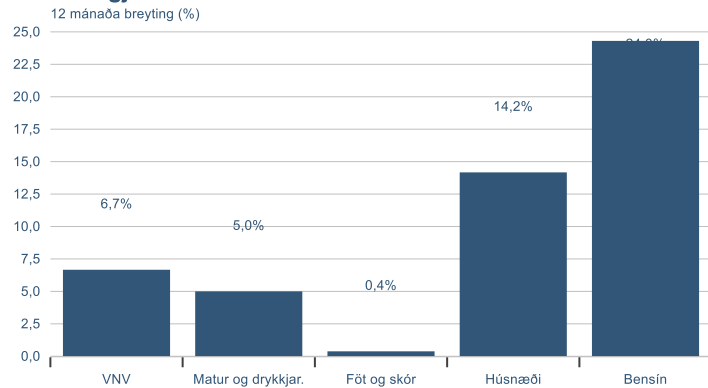
Kjarnavísitölur



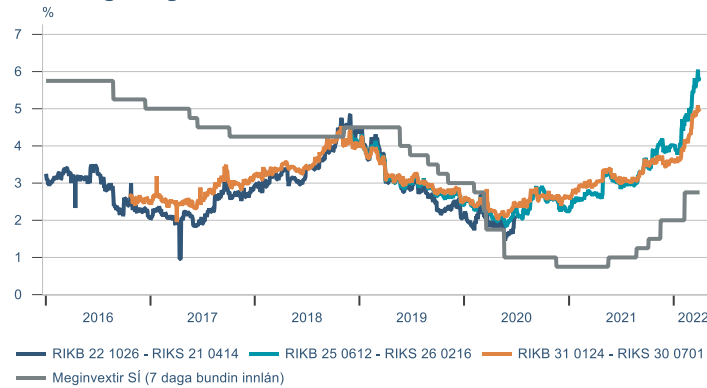
Framlag undirliða verðbólgu



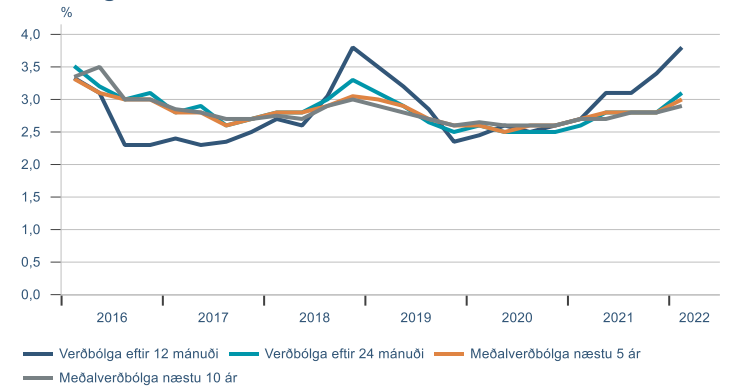
Valdir útgjaldaliðir



Verðbólguálag á skuldabréfamarkaði

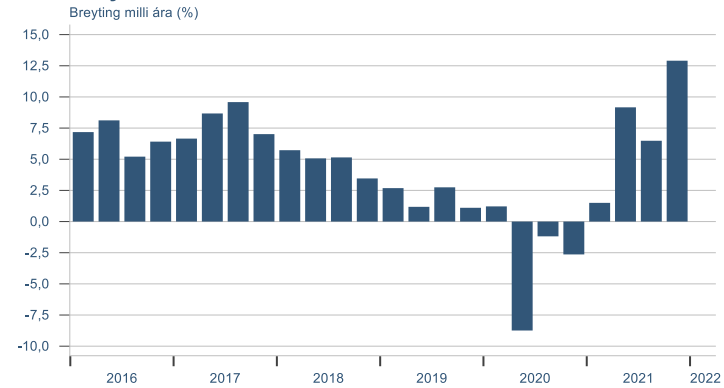


Væntingakönnun markaðsaðila

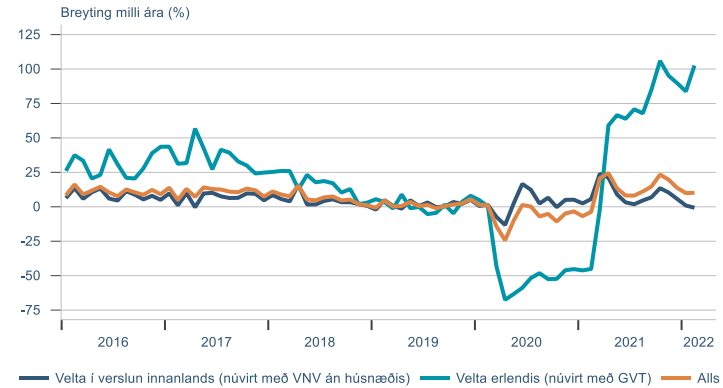


Heimilin

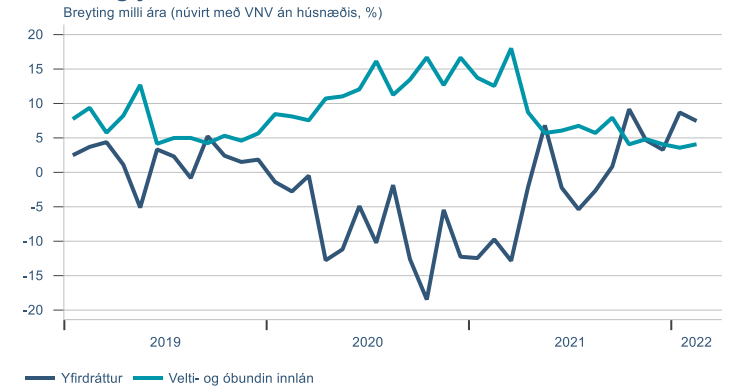
Einkaneysla



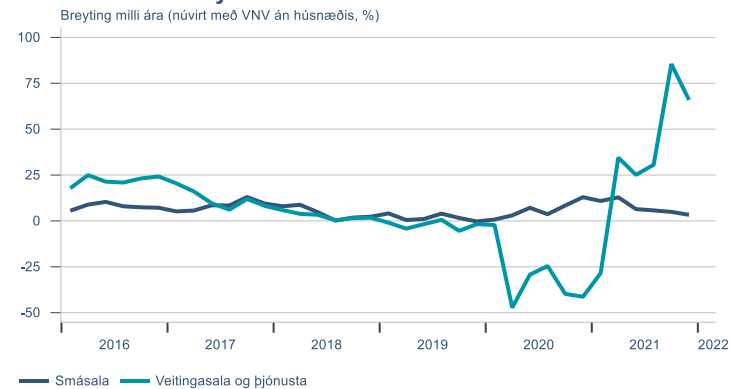
Greiðslukortavelta



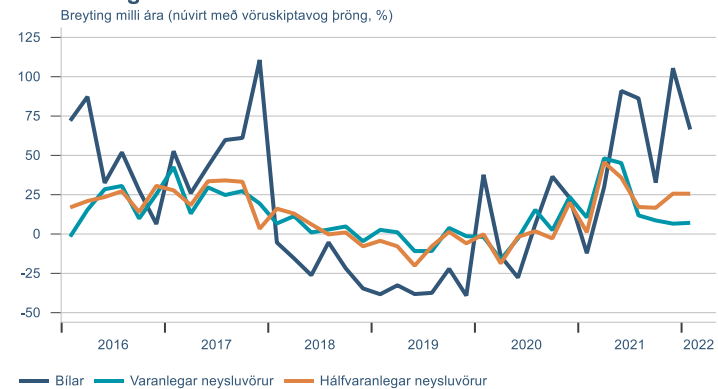
Innlán og yfirdráttur heimilana



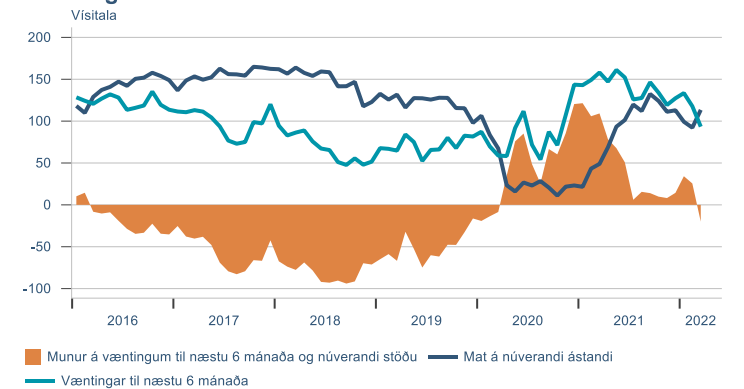
Velta skv. VSK-skýrslum



Innflutningur

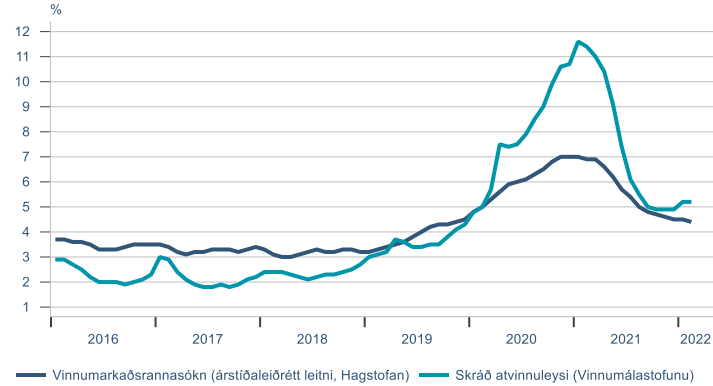


Væntingarvísitala

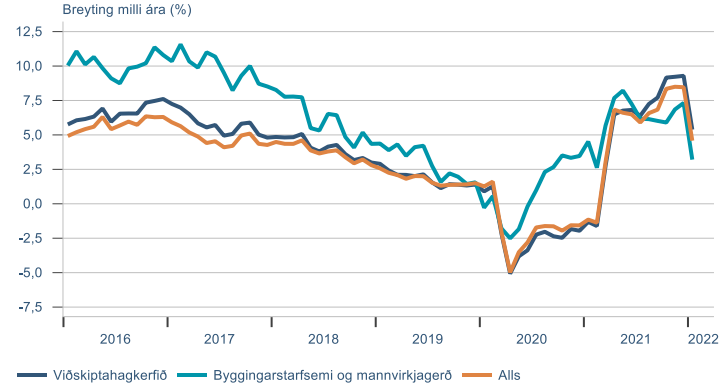


Vinnumarkaðurinn

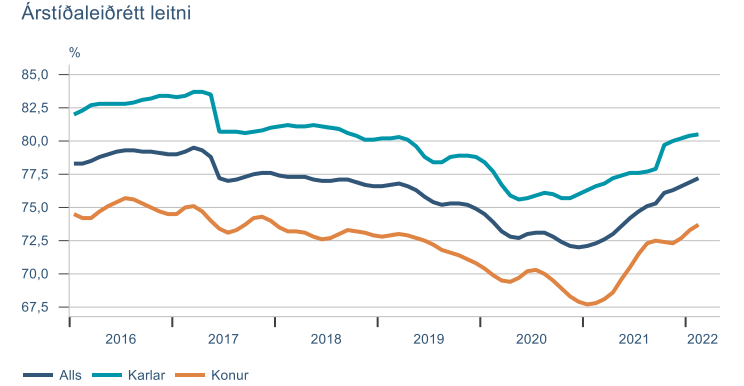
Atvinnuleysi



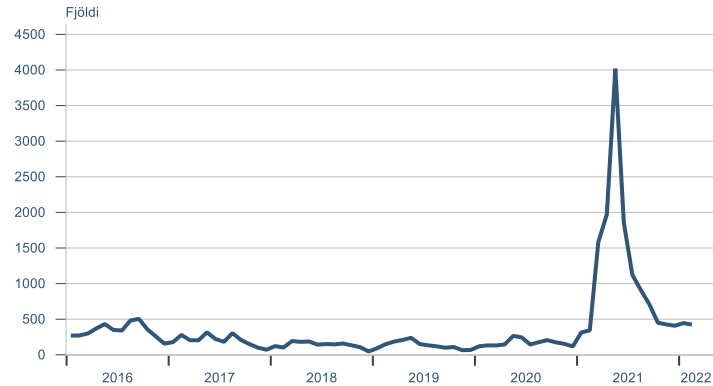
Fjöldi launagreiðenda



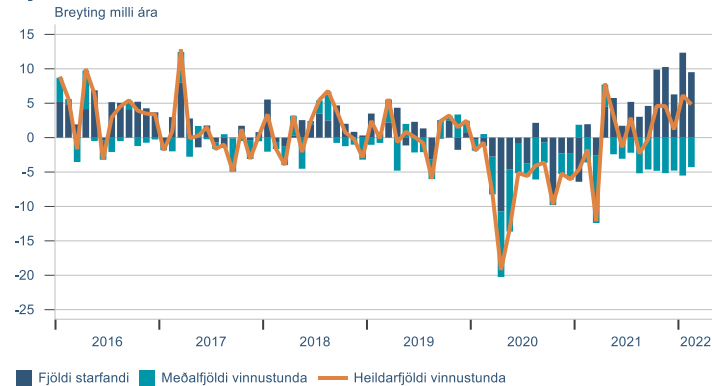
Atvinnuþáttaka



Laus störf



Fjöldi vinnustunda

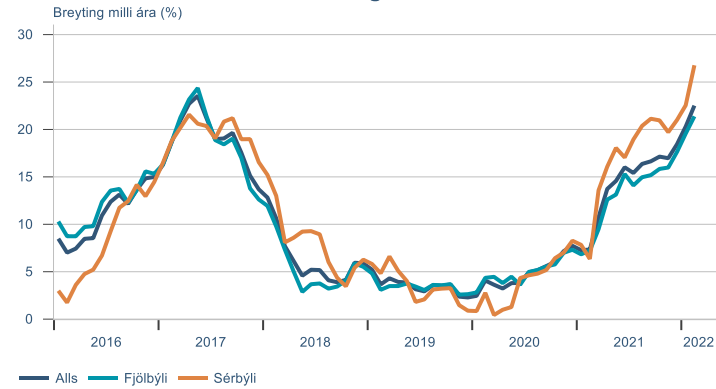


Laun

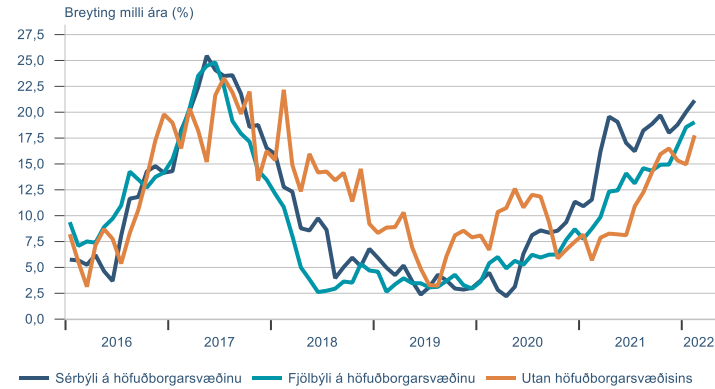


Fasteignamarkaðurinn

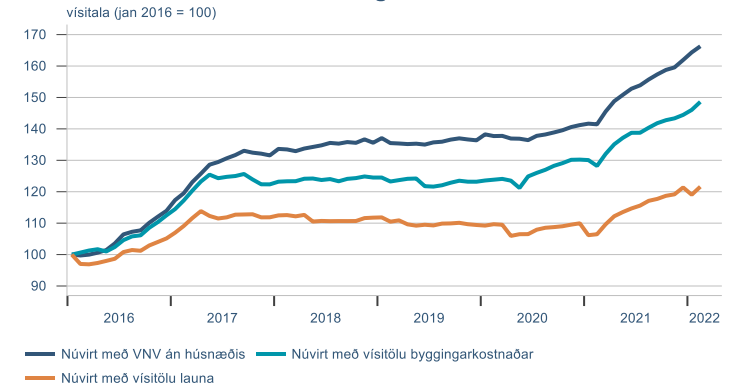
Vísitala íbúðaverðs á höfuðborgarsvæðinu



Vísitala markaðsverðs húsnæðis



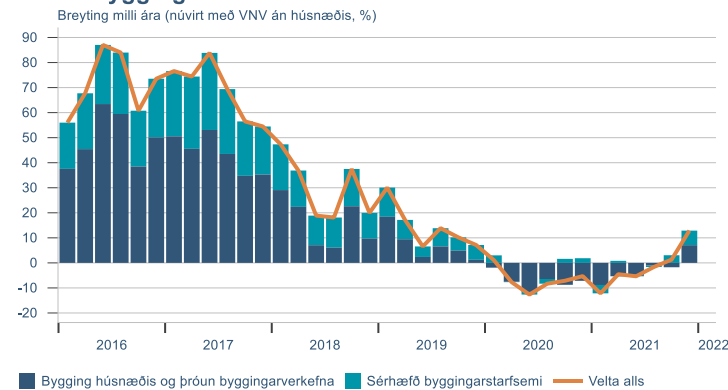
Vísitala íbúðaverðs á höfuðborgarsvæðinu



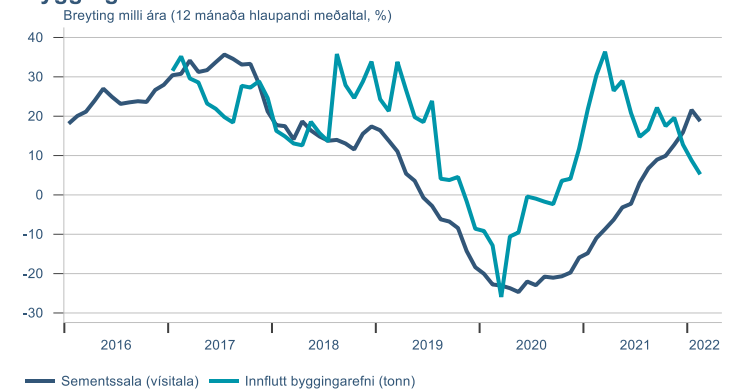
Vísitala leiguverðs



Velta í byggingariðnaði

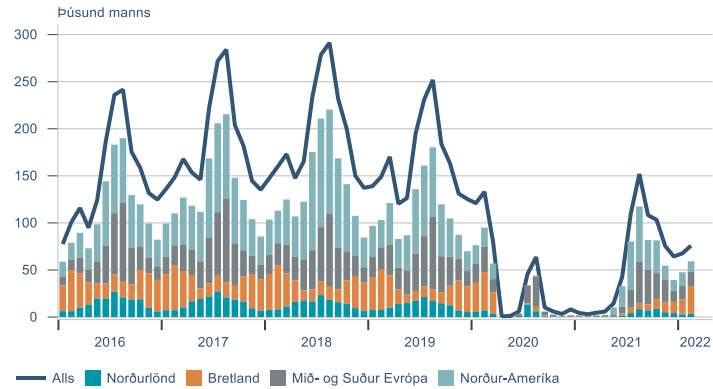


Byggingarvörur



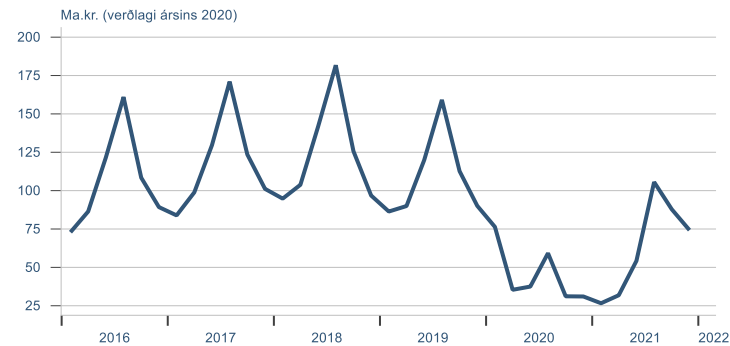
Ferðaþjónustan

Erlendir ferðamenn um Leifstöð



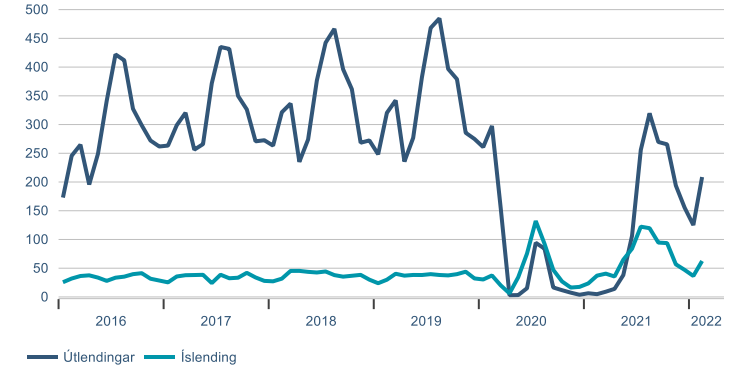
Velta í ferðaþjónustu

Velta á VSK-tímabili (2 mánuði)



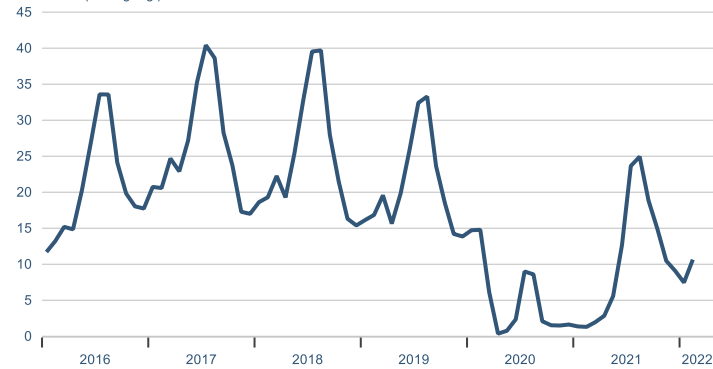
Gistinætur á hótélum

Þúsund nætur



Velta erlendra greiðslukorta

ma.kr. (föstu gengi)

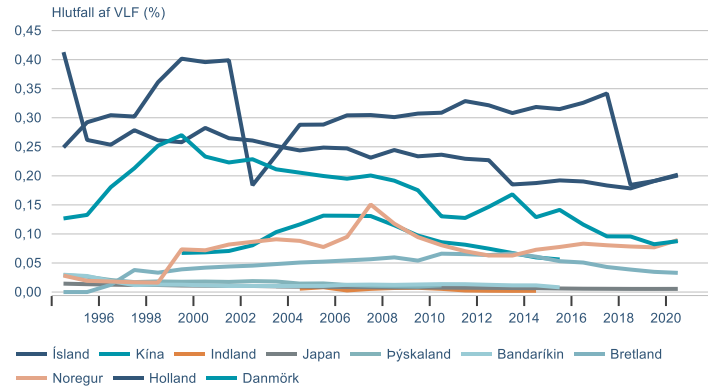


Fjöldi launagreiðenda í ferðaþjónustu

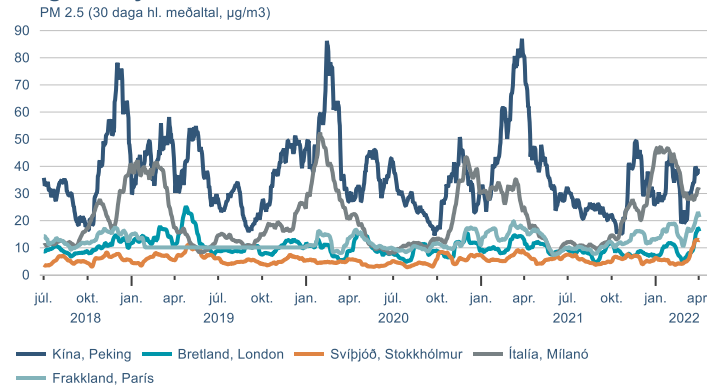


Sjálfbærni

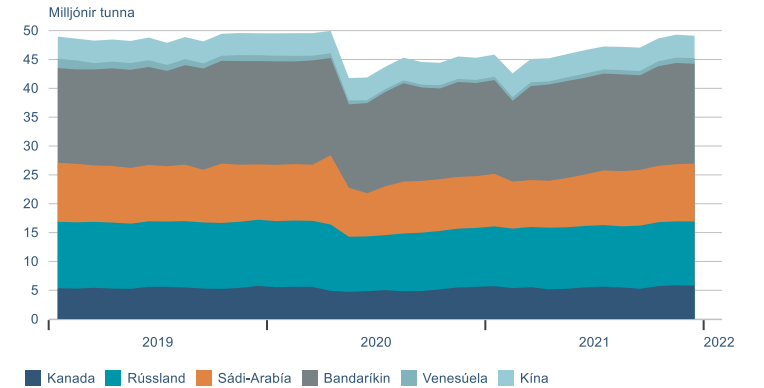
Umhverfisskattur



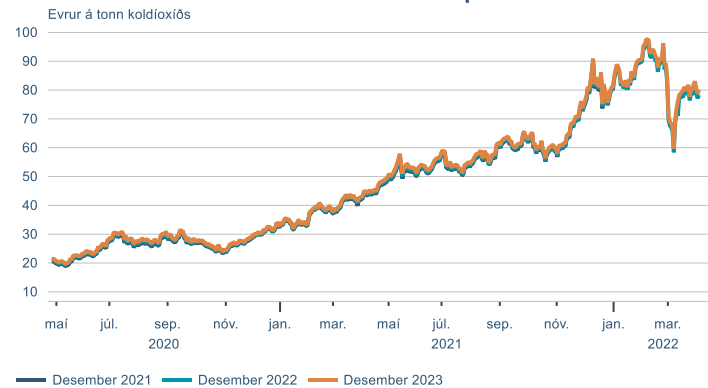
Magn svifryks



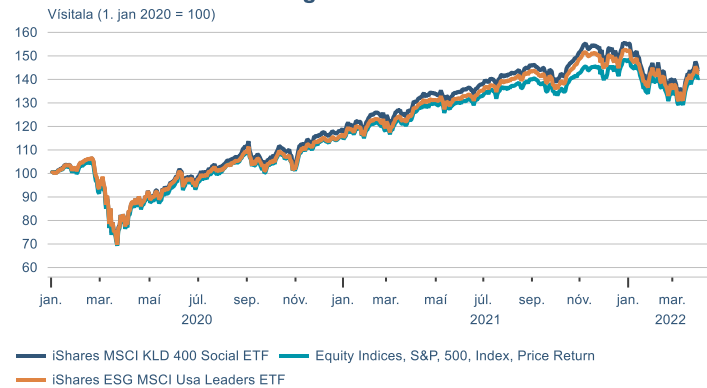
Framleiðsla hráolíu



EUA Losunarheimildir innan ETS viðskiptakerfisins



UFS Hlutabréfavisitölur og S&P 500

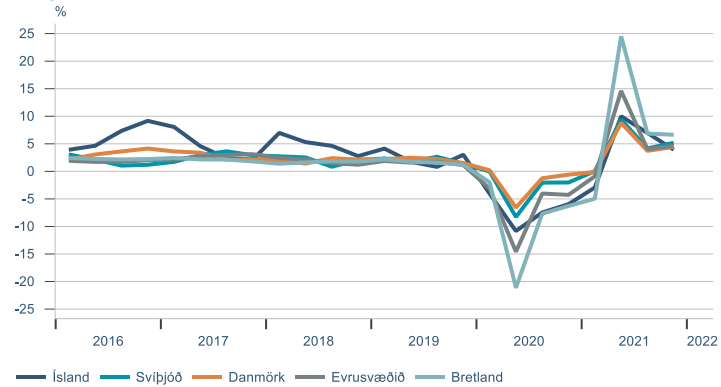


Hlutabréfavisitölur orkufyrirtækja (hluti af Eurofirst 300)

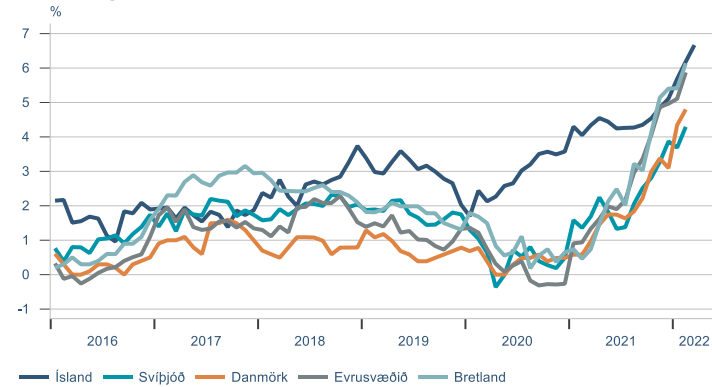


Alþjóðlegur samanburður

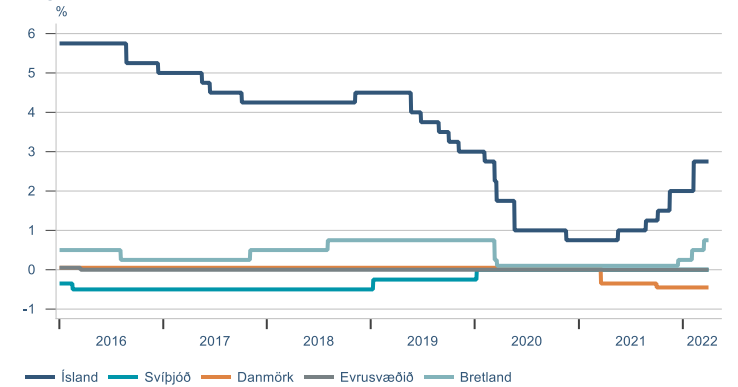
Hagvöxtur



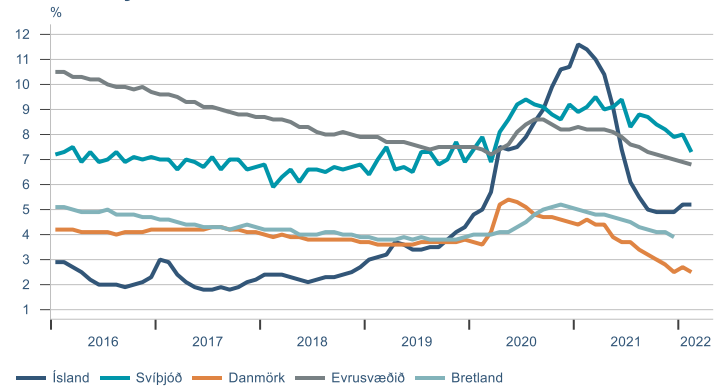
Verðbólga



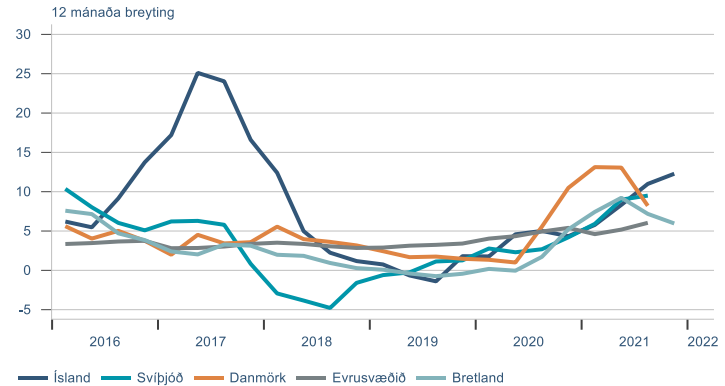
Stýrivextir



Atvinnuleysi



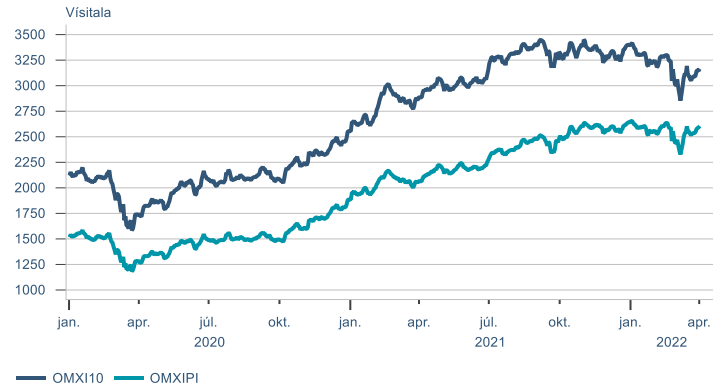
Raunverð íbúða



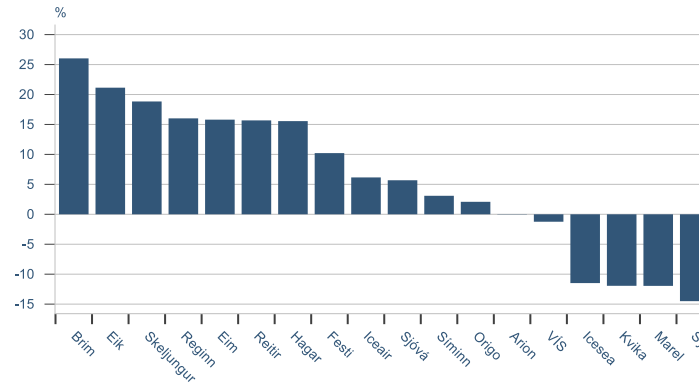
► Fjármálamarkaðir

Hlutabréf

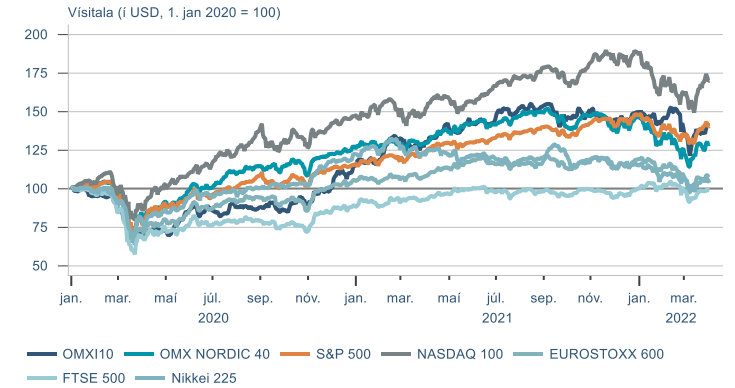
OMX-vísitölur



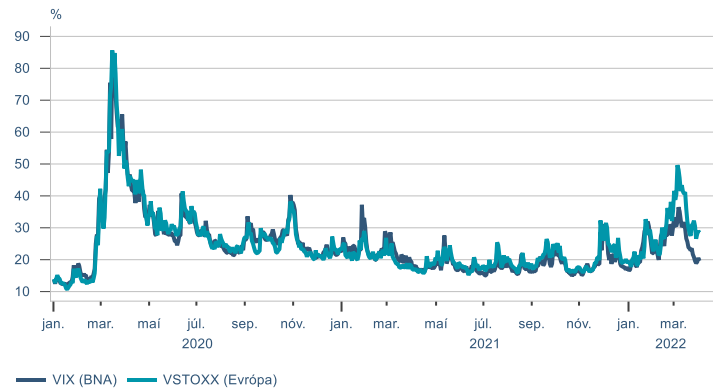
Það sem af er ári



Hlutabréfavisitölur

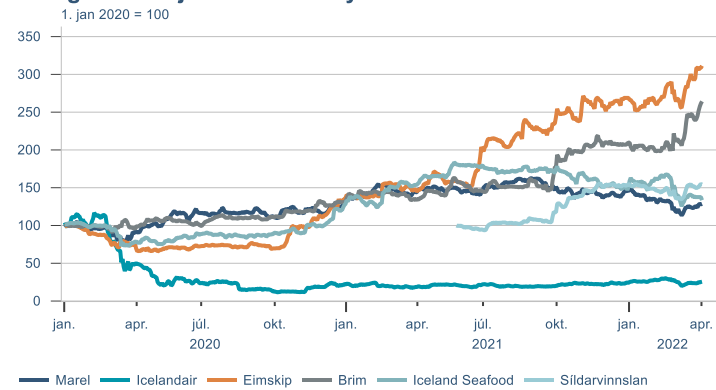


Vix-vísitölur

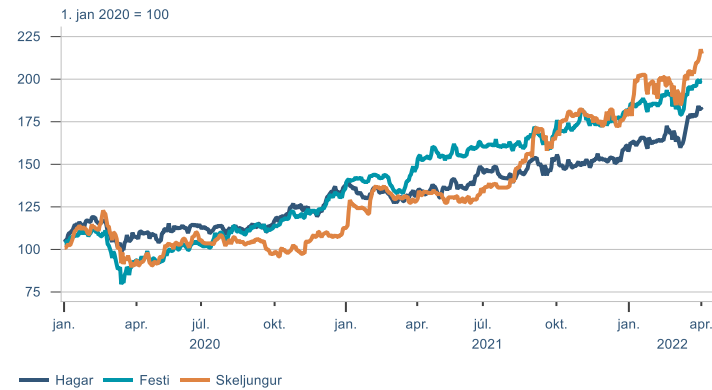


Hlutabréf

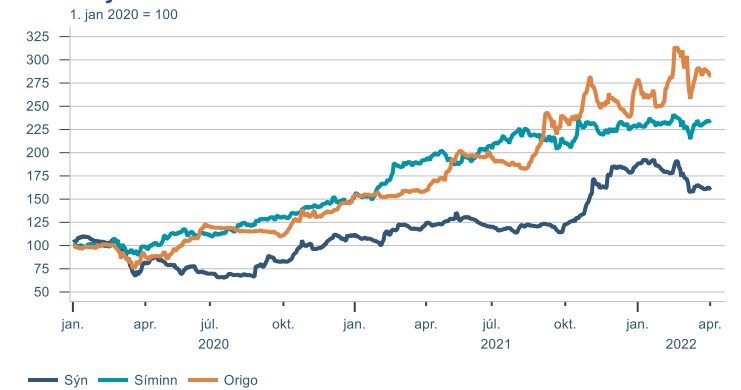
Félög með tekjur í erlendri mynt



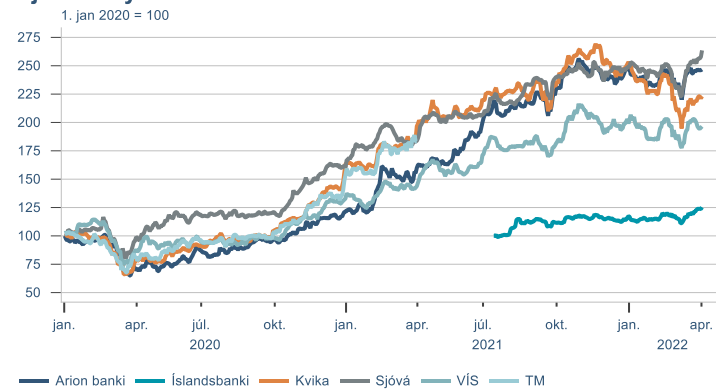
Smásala



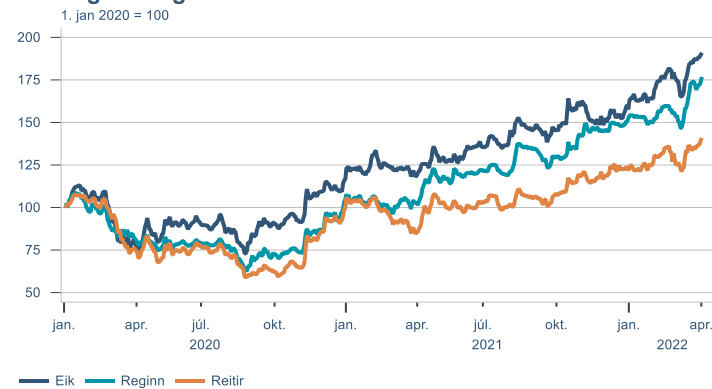
Tæknifyrirtæki



Fjármálfyrirtæki

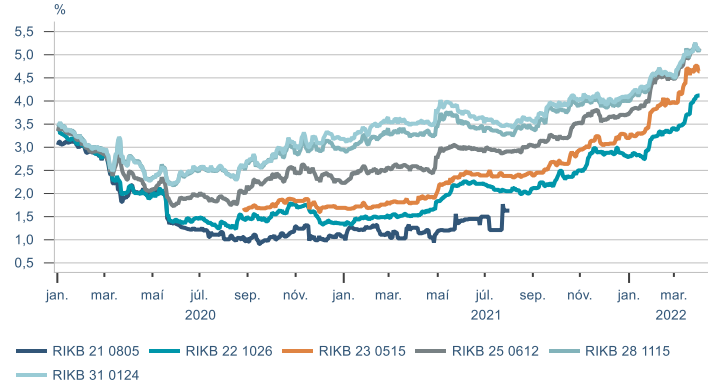


Fasteignafélög

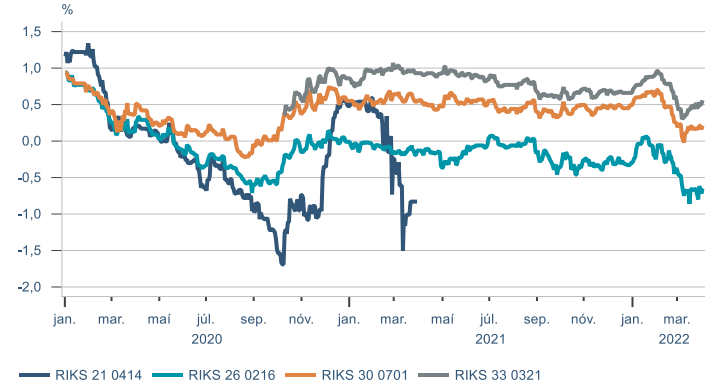


Skuldabréf

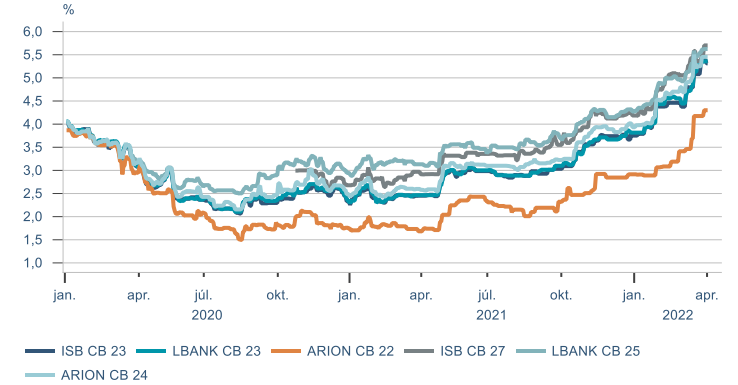
Óverðtryggð ríkisbréf



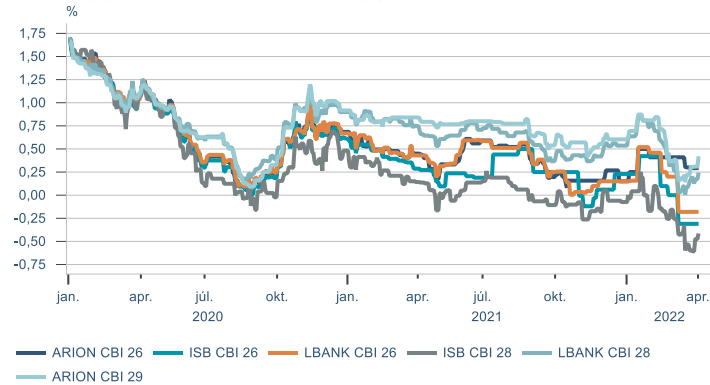
Verðtryggð ríkisbréf



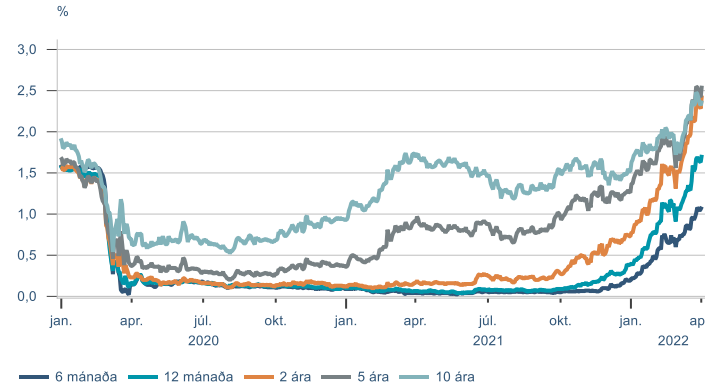
Sértryggð skuldabréf - óverðtryggð



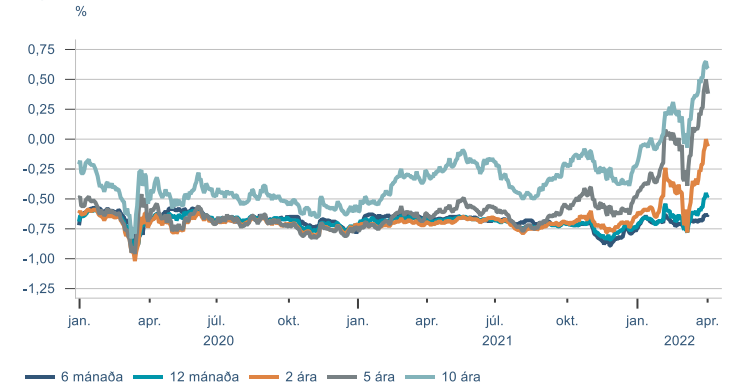
Sértryggð skuldabréf - verðtryggð



Bandarísk ríkisskuldabréf



Býsk ríkisskuldabréf



Gjaldeyrir

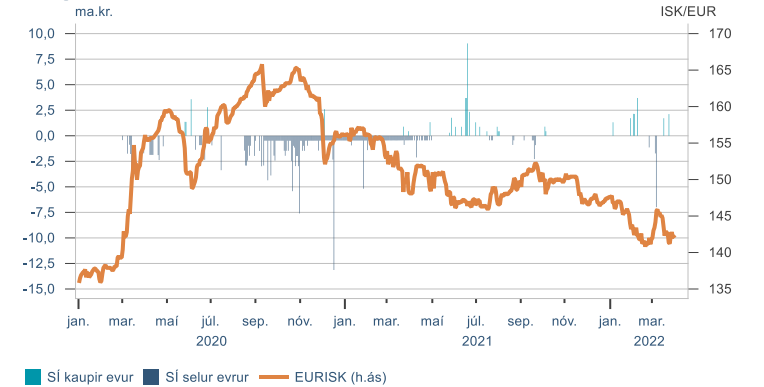
Gengi krónunnar



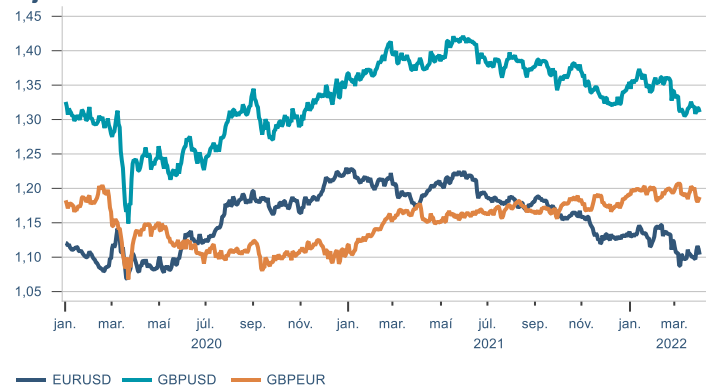
Gengisvitalan



Inngrip SÍ



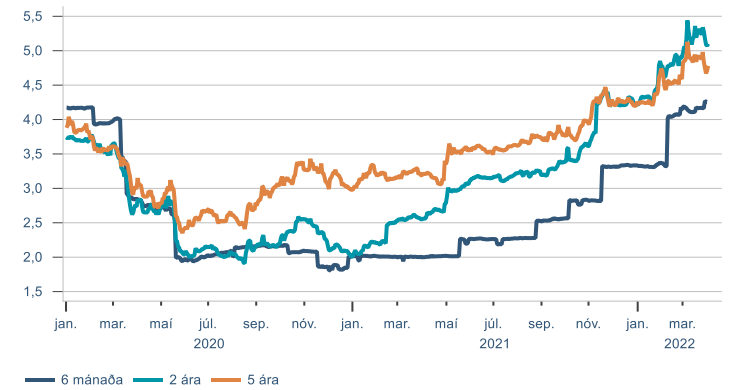
Gjaldmiðlakrossar



Raugengi

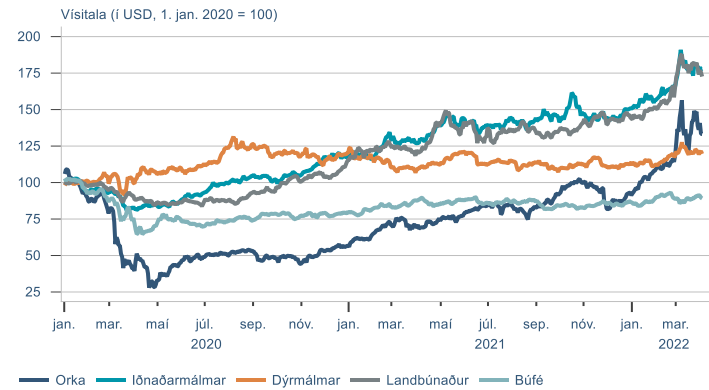


Vaxtamunur við evru



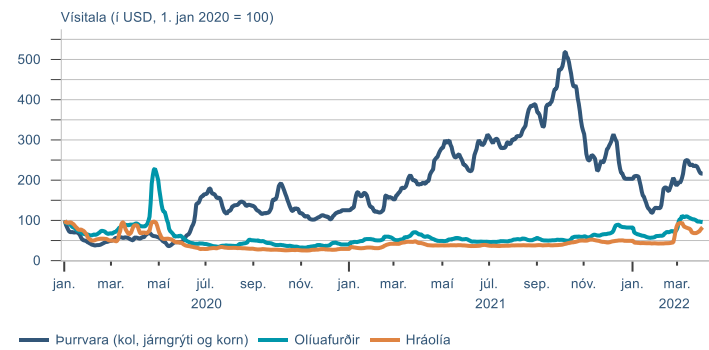
Hrávörur

S&P GSCI hrávörusíðilur



Flutningskostnaður

Baltic exchange vísitölur



Álverð

3 mánaða framvirk verð, LME



Heimsmarkaðsverð á olíu

Brent



Hlutabréf

		Áramót	1M	3M	12M
OMX10	3164,9	-6,8%	5,1%	-6,8%	9,7%
Marel	762,0	-12,8%	7,9%	-12,8%	-11,6%
Icelandair	1,9	6,2%	-1,4%	6,2%	38,0%
Eimskip	570,0	15,8%	17,9%	15,8%	115,0%
Brim	96,0	26,0%	25,2%	26,0%	95,0%
Síldarvinnslan	100,5	-0,5%	13,9%	-0,5%	
Iceland Seafood	13,1	-11,5%	-4,4%	-11,5%	-13,2%
Hagar	78,0	15,6%	11,4%	15,6%	36,5%
Festi	244,0	10,2%	9,2%	10,2%	34,3%
Skeljungur	16,6	18,8%	16,4%	18,8%	67,1%
Sýn	56,0	-14,5%	-7,4%	-14,5%	31,2%
Síminn	12,3	3,1%	4,4%	3,1%	22,3%
Origo	73,5	2,1%	-2,6%	2,1%	77,8%
Arion	175,5	0,0%	6,8%	0,0%	54,3%
Íslandsbanki	128,4	6,7%	8,2%	6,7%	
Kvika	23,6	-11,9%	5,4%	-11,9%	13,5%
Sjóvá	36,8	-3,2%	5,1%	-3,2%	25,2%
VÍS	18,2	-1,2%	6,0%	-1,2%	36,7%
Reginn	37,6	16,0%	15,3%	16,0%	72,0%
Reitir	96,5	13,5%	10,6%	13,5%	62,2%
Eik	14,9	21,1%	8,8%	21,1%	60,9%

Heimild: Kodiak

Gjaldeyri

		áramót	1M	3M	12M
GVT	190,0	-2,9%	0,5%	-2,8%	-2,0%
EUR	142,0	-3,8%	0,0%	-3,8%	-4,1%
USD	128,5	-1,5%	1,0%	-1,3%	1,7%
GBP	168,8	-4,0%	-1,0%	-4,0%	-2,9%
DKK	19,1	-3,8%	0,0%	-3,8%	-4,1%
SEK	13,7	-4,5%	3,5%	-4,6%	-5,0%
NOK	14,7	-0,5%	2,0%	-0,7%	-0,8%
CHF	139,0	-2,7%	0,3%	-2,4%	3,9%
JPY	1,05	-7,4%	-5,3%	-7,3%	-8,0%

Heimild: Kodiak

Ríkisskuldabréf

	krafa	verð	meðalt.	áramót	ávöxtun		
					1M	3M	12M
RIKB 22 1026	4,06%	101,7	0,6	0,1%	-0,1%	0,1%	0,1%
RIKB 23 0515	4,67%	96,6	1,1	-0,7%	-0,4%	-0,7%	-1,2%
RIKB 24 0415	5,00%	95,3	2,0	-1,9%	-0,9%	-1,9%	
RIKB 25 0612	5,13%	108,2	2,8	-2,9%	-1,4%	-2,9%	-4,2%
RIKB 28 1115	5,12%	99,3	5,7	-5,0%	-2,9%	-5,0%	-6,6%
RIKB 31 0124	5,13%	109,5	7,0	-5,8%	-3,7%	-5,8%	-6,8%
RIKB 42 0217	5,09%	92,7	13,2				
RIKS 26 0216	-0,66%	108,5	3,8	3,4%	2,1%	3,4%	8,2%
RIKS 30 0701	0,22%	124,7	7,3	4,4%	1,1%	4,4%	9,5%
RIKS 33 0321	0,58%	125,6	9,7	3,4%	0,2%	3,4%	10,7%
RIKS 37 0115	0,89%	101,5	13,8		0,9%		

Heimild: Kodiak

Hlutabréfavísitölur

		áramót	1M	3M	12M
OMX10	3164,9	-6,8%	5,1%	-6,8%	9,7%
OMXN40	2219,2	-9,3%	6,1%	-9,3%	6,1%
S&P 500	4545,9	-4,6%	5,6%	-4,6%	13,1%
FTSE 100	7537,9	2,1%	2,8%	2,1%	11,9%

Heimild: Macrobond

Innihald og form skjals þessa er unnið af starfsmönnum Hagfræðideildar Landsbankans hf. (hagfraedideild@landsbankinn.is) og byggist á aðgengilegum opinberum upplýsingum á þeim tíma sem greiningin var unnin. Mat á þeim upplýsingum endurspeglar skoðanir starfsmanna Hagfræðideildar Landsbankans á þeim degi þegar greiningin er dagsett, en þær geta breyst án fyrirvara.

Landsbankinn hf. og starfsfólk hans taka ekki ábyrgð á viðskiptum sem byggð eru á þeim upplýsingum og skoðunum sem hér eru settar fram.

Bent skal á að Landsbankinn hf. getur á hverjum tíma haft beinna eða óbeinna hagsmuna að gæta, ýmist sjálfur, dótturfélög hans eða fyrir hönd viðskiptamanna, s.s. sem fjárfestir, lánardrottinn eða þjónustuaðili. Greiningar eru engu að síður unnar sjálfstætt af Hagfræðideild Landsbankans og innan Landsbankans eru í gildi reglur um aðskilnað starfssviða sem eru aðgengilegar á vef bankans.