



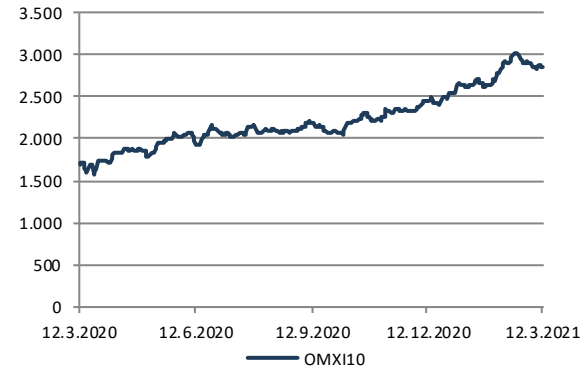
Vikubyrjun
Innlendar markaðsupplýsingar
15. mars 2021

Hlutabréf

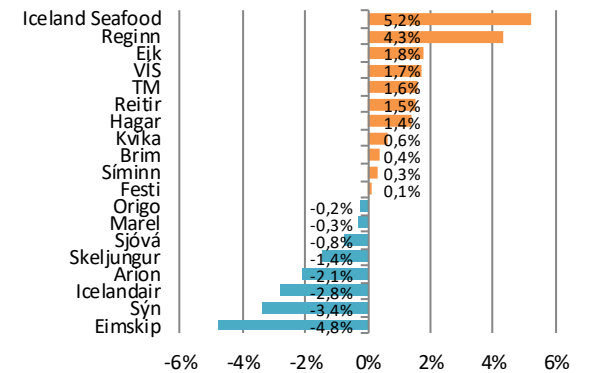
Félag	Verð	Velta (m.kr.)	áramót	Breyting síðan ...			
				1V	1M	3M	12M
OMX10	2854,0	15.308	11,7%	-0,4%	-2,0%	16,4%	55,3%
Marel	875,0	1.511	11,0%	-0,3%	-5,0%	16,0%	68,8%
Icelandair	1,4	275	-15,9%	-2,8%	-9,2%	-19,3%	-72,4%
Eimskip	279,0	878,8	8,1%	-4,8%	5,9%	16,7%	86,0%
Brim	53,9	4,0	7,6%	0,4%	0,9%	12,3%	41,3%
Iceland Seafoo	15,6	1.001	23,4%	5,2%	24,1%	46,0%	84,2%
Hagar	56,7	939	-5,7%	1,4%	-2,9%	-3,1%	24,6%
Festi	169,8	557	-1,6%	0,1%	-5,7%	2,3%	46,3%
Skeljungur	10,2	23	15,6%	-1,4%	-4,3%	21,1%	29,8%
Sýn	41,4	28	6,2%	-3,4%	5,3%	10,7%	38,9%
Síminn	9,9	1.401	23,7%	-0,3%	10,0%	25,9%	99,2%
Origo	41,2	28	3,3%	-0,2%	3,0%	9,0%	82,3%
Arion	117,0	5.441	23,2%	-2,1%	2,6%	26,8%	58,4%
Kvika	19,1	516	10,4%	0,6%	1,6%	26,9%	140,3%
Sjóvá	31,8	370	16,1%	-0,8%	-2,8%	14,9%	97,2%
VÍS	15,7	1.342	9,1%	1,7%	4,8%	11,5%	67,2%
TM	63,0	216	15,6%	1,6%	3,1%	32,9%	131,2%
Reginn	22,8	369	0,0%	4,3%	3,6%	9,4%	20,4%
Reitir	64,9	344	-8,3%	0,0%	-7,3%	-0,9%	5,6%
Eik	9,8	64	5,7%	1,8%	-1,0%	10,7%	46,1%

Leiðrétt fyrir arðgreiðslum. Heimild: Kodiac, útreikningar Hagfræðideildar

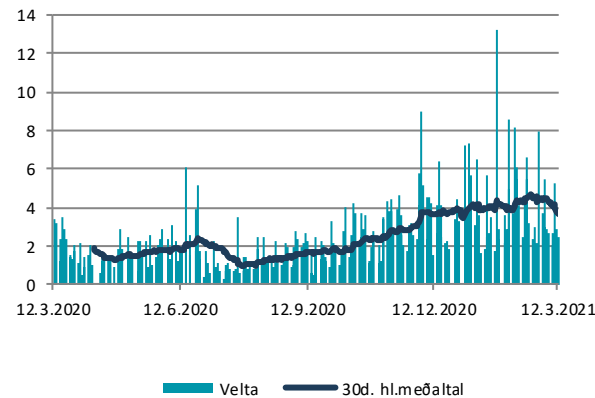
Úrvalsvísitalan



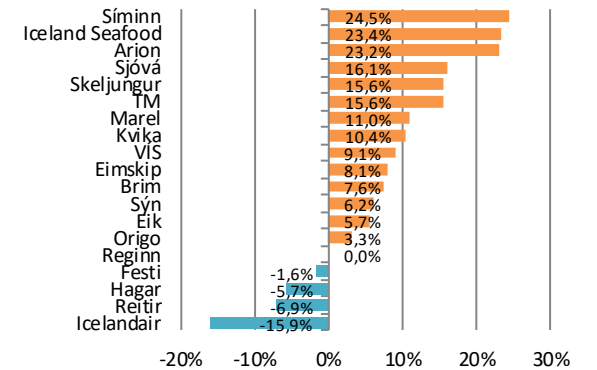
Breyting í vikunni



Velta



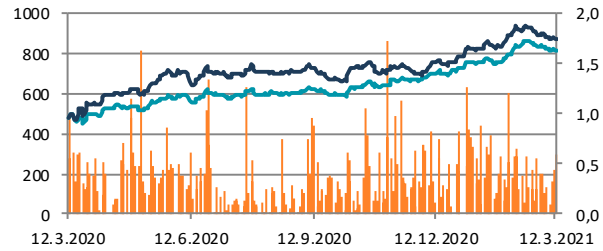
Frá áramótum



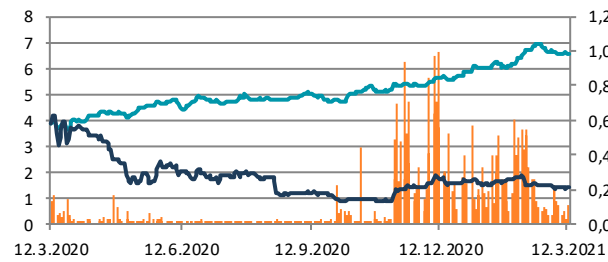
Hlutabréf

— Velta (h.ás, ma.kr./dag)
— Verð
— OMXI10

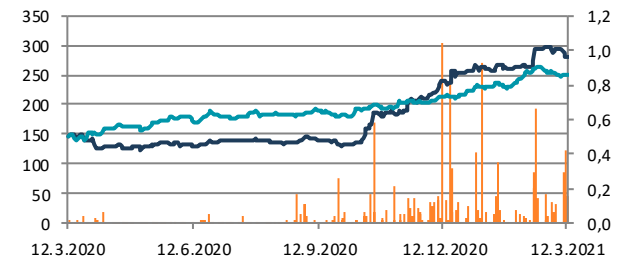
Marel



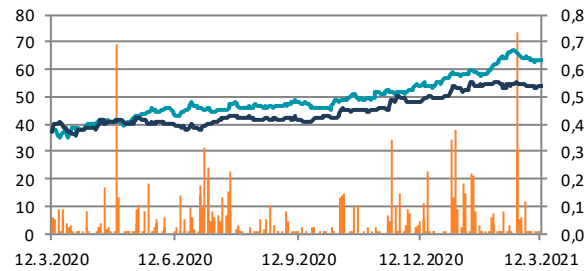
Icelandair



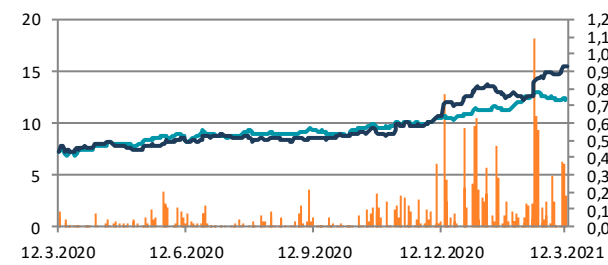
Eimskip



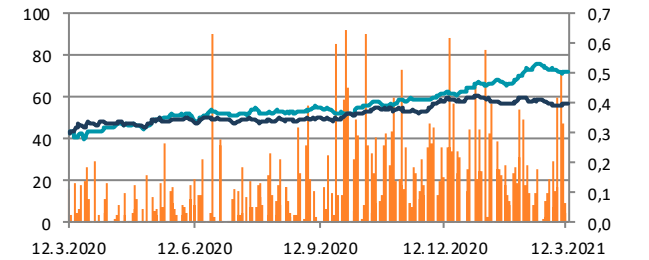
Brim



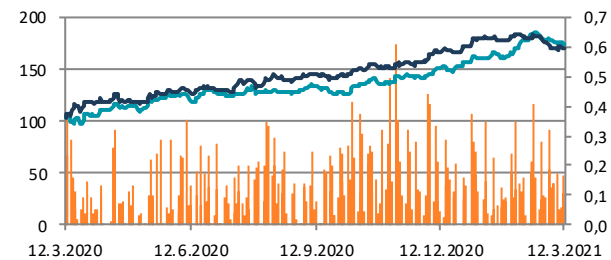
Iceland Seafood



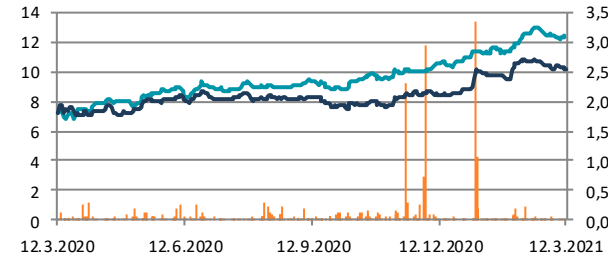
Hagar



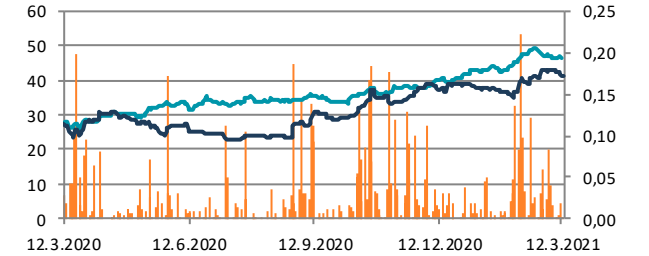
Festi



Skeljungur



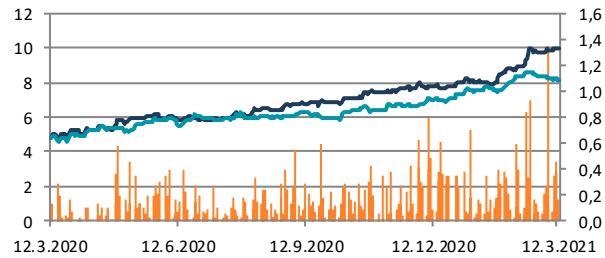
Sýn



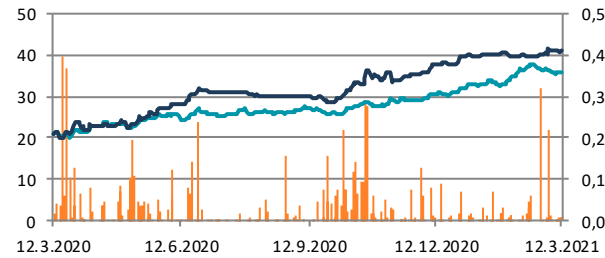
Hlutabréf

— Velta (h.ás, ma.kr./dag)
— Verð
— OMXI10

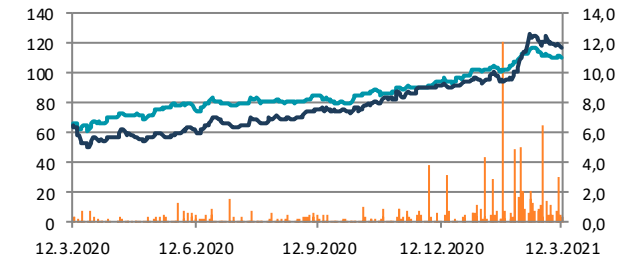
Síminn



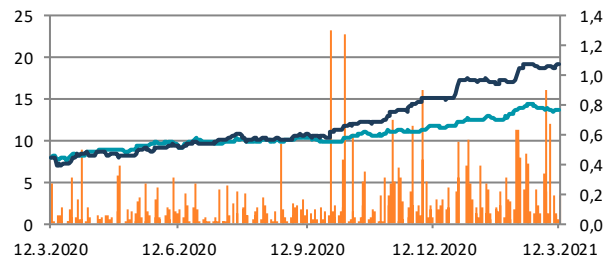
Origo



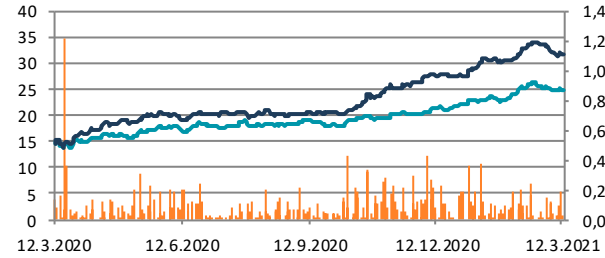
Arion



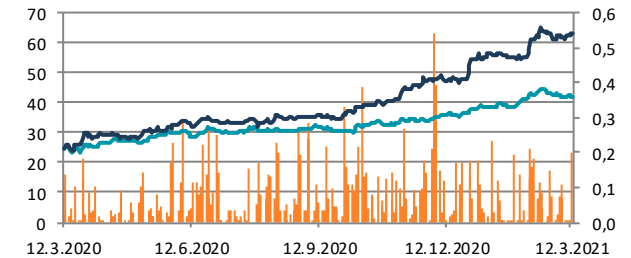
Kvika



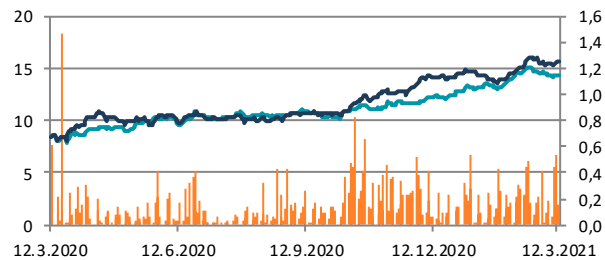
Sjóvá



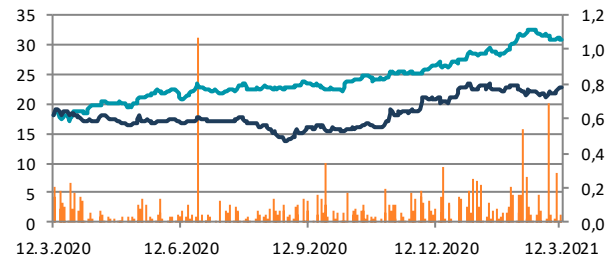
TM



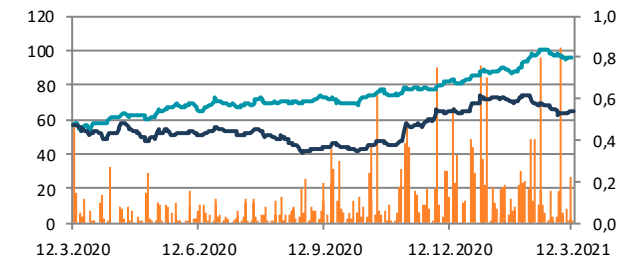
VÍS



Reginn



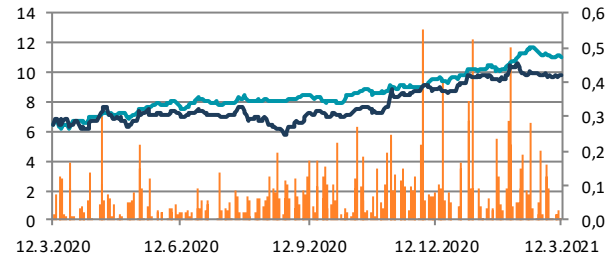
Reitir



Hlutabréf

- Velta (h.ás, ma.kr./dag)
- Verð
- OMX10

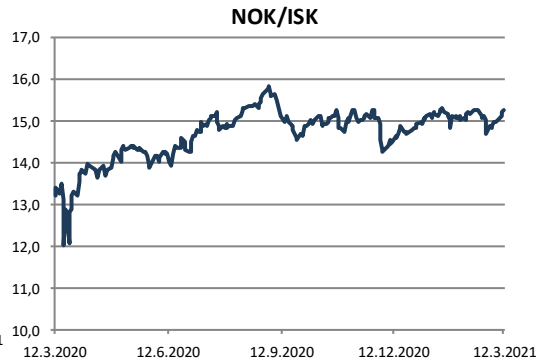
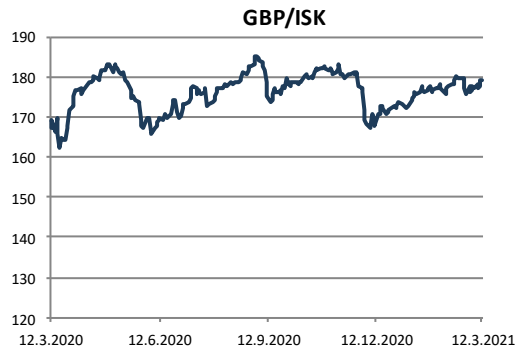
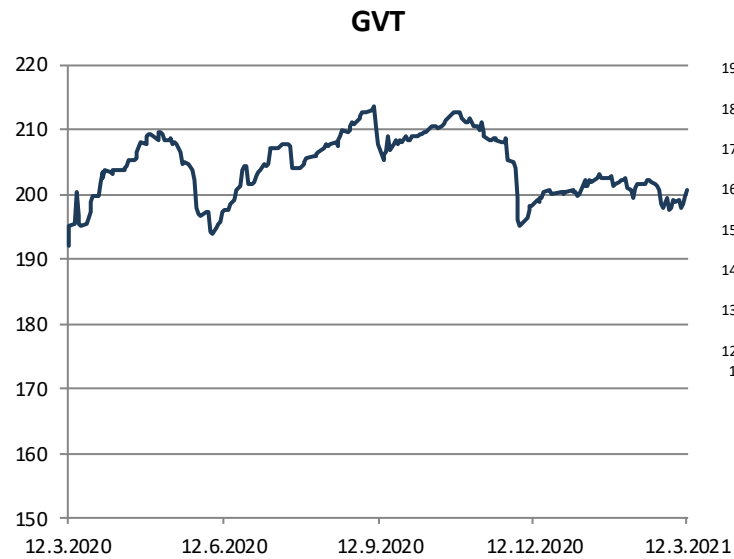
Eik



Gjaldeyrismarkaðurinn

Gengi ISK	12.mar	áramót	Breyting síðan ...			
			1V	1M	3M	12M
GVT	200,5	0,0%	0,8%	-0,6%	1,1%	4,5%
EUR	153,9	-1,4%	0,7%	-1,2%	-0,6%	4,2%
USD	129,0	1,4%	0,7%	0,2%	1,0%	-1,9%
GBP	179,3	3,3%	1,2%	1,0%	6,8%	7,1%
SEK	15,2	-2,5%	1,1%	-1,8%	0,6%	11,3%
DKK	20,7	-1,4%	0,7%	-1,2%	-0,5%	4,7%
NOK	15,3	2,2%	1,9%	0,7%	5,4%	15,7%
JPY	1,18	-4,2%	0,0%	-3,5%	-3,6%	-6,7%

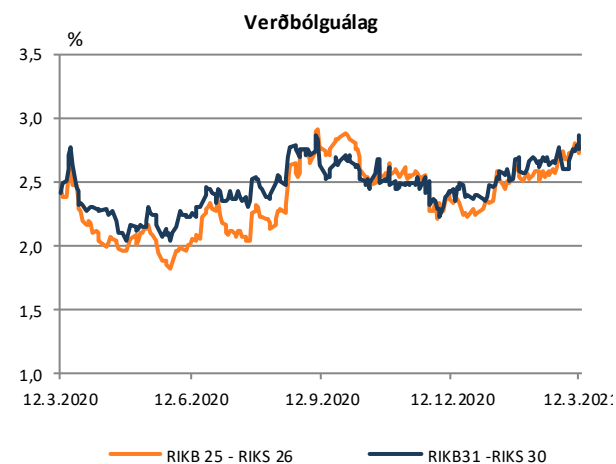
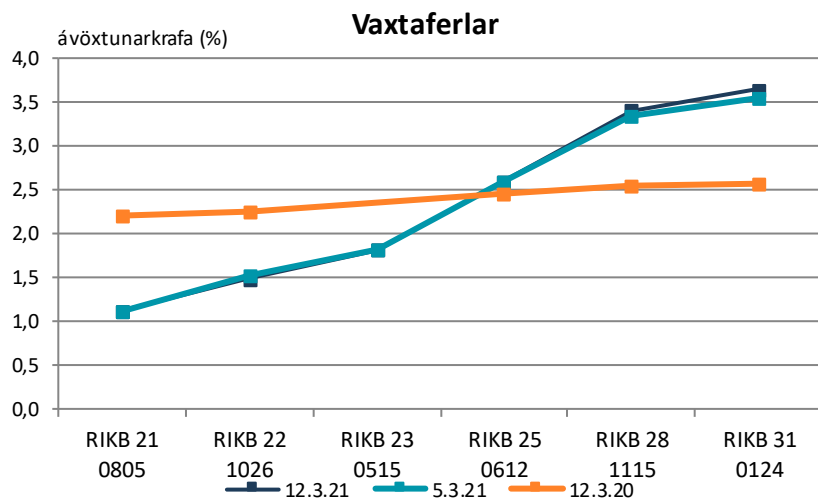
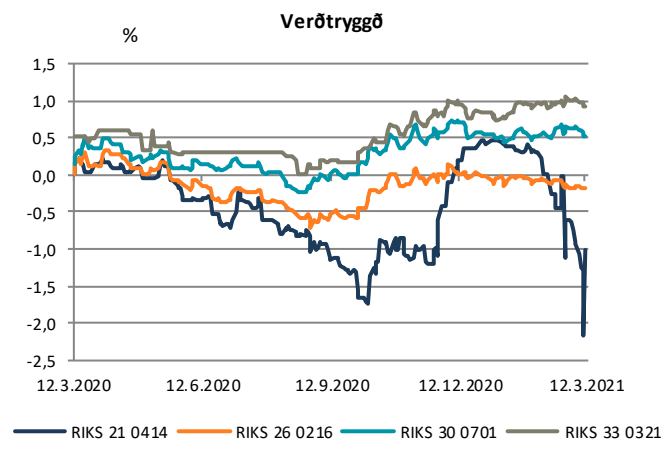
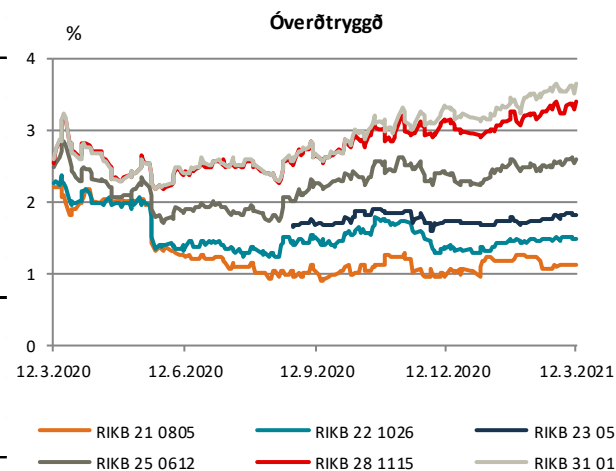
Miðgengi Seðlabanka Íslands. Heimild: Kodiak



Ríkisbréf

	verð	krafa	velta (ma.kr./viku)	Breyting síðan ...				
				árm.	1V	1M	3M	12M
RIKB 21 0805	100,92	1,12	0,0	0,07	0,00	-0,12	0,15	-1,08
RIKB 22 1026	109,12	1,48	0,2	0,18	-0,03	0,03	0,13	-0,78
RIKB 23 0515	99,34	1,81	0,0	0,12	-0,02	0,08	0,10	
RIKB 25 0612	121,41	2,60	1,8	0,35	0,01	0,19	0,20	0,13
RIKB 28 1115	110,62	3,40	2,6	0,45	0,06	0,26	0,28	0,86
RIKB 31 0124	123,30	3,64	2,4	0,46	0,10	0,22	0,34	1,07
RIKS 21 0414	100,39	-1,00	0,1	-1,43	-0,08	-1,00	-1,21	-1,03
RIKS 26 0216	108,34	-0,19	0,6	-0,17	-0,05	-0,09	-0,21	-0,19
RIKS 30 0701	124,52	0,54	0,5	-0,01	-0,13	0,01	-0,17	0,40
RIKS 33 0321	123,41	0,93	0,9	0,07	-0,11	0,03	-0,03	0,41

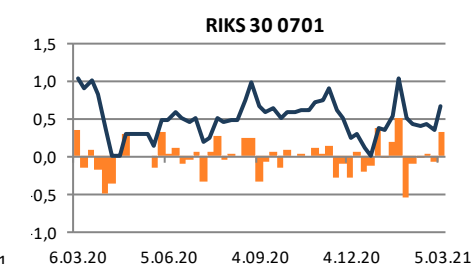
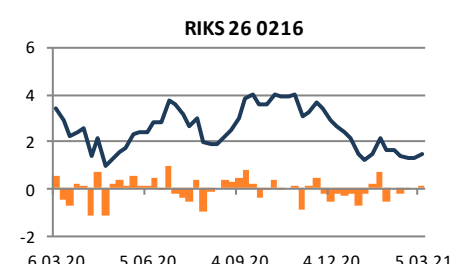
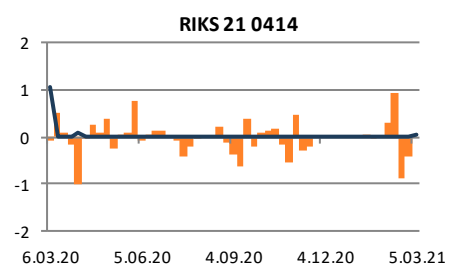
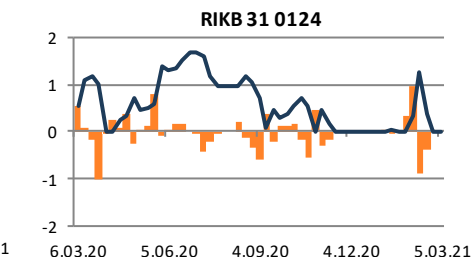
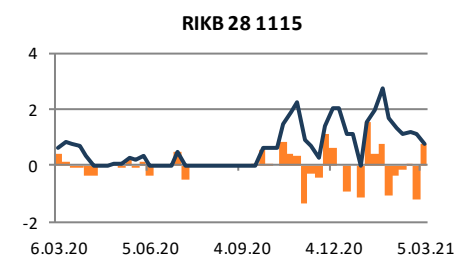
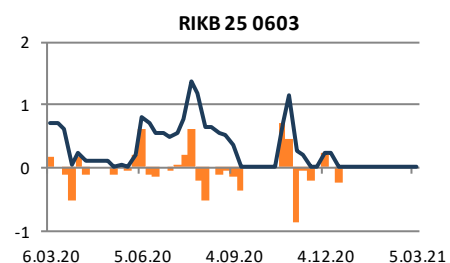
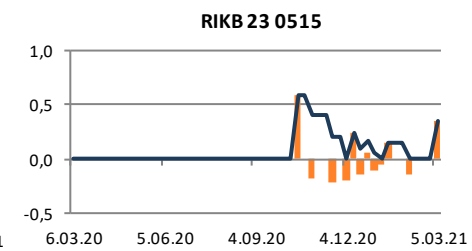
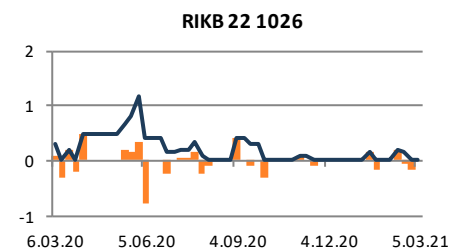
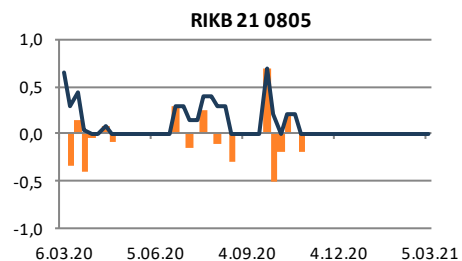
Heimild: Kodiak



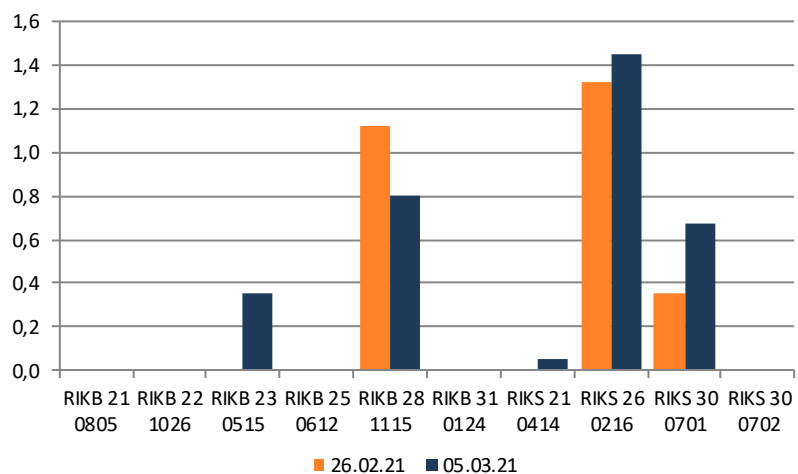
Verðbréfalán

Flokkur	Nafnverð (m.kr.)	Breyting síðan				
		1V	4V	12V	26V	52V
RIKB 21 0805	0	0	0	0	0	-650
RIKB 22 1026	0	0	0	0	-400	-300
RIKB 23 0515	350	350	350	100	350	350
RIKB 25 0612	0	-1.125	0	-250	-360	-725
RIKB 28 1115	800	800	-500	-1.200	800	150
RIKB 31 0124	0	0	-320	0	-700	-565
RIKS 21 0414	50	-1.270	50	50	50	-1.000
RIKS 26 0216	1.450	1.100	-170	-1.225	-1.550	-1.950
RIKS 30 0701	671	671	251	361	11	-379
RIKS 33 0321	0	0	-555	-185	0	0

Heimild: Lánamál Ríkisins



Breyting milli vikna



Innihald og form skjals þessa er unnið af starfsmönnum Hagfræðideildar Landsbankans hf. (hagfraedideild@landsbankinn.is) og byggist á aðgengilegum opinberum upplýsingum á þeim tíma sem greiningin var unnin. Mat á þeim upplýsingum endurspeglar skoðanir starfsmanna Hagfræðideildar Landsbankans á þeim degi þegar greiningin er dagsett, en þær geta breyst án fyrirvara.

Landsbankinn hf. og starfsfólk hans taka ekki ábyrgð á viðskiptum sem byggð eru á þeim upplýsingum og skoðunum sem hér eru settar fram.

Bent skal á að Landsbankinn hf. getur á hverjum tíma haft beinna eða óbeinna hagsmuna að gæta, ýmist sjálfur, dótturfélög hans eða fyrir hönd viðskiptamanna, s.s. sem fjárfestir, lánardrottinn eða þjónustuaðili. Greiningar eru engu að síður unnar sjálfstætt af Hagfræðideild Landsbankans og innan Landsbankans eru í gildi reglur um aðskilnað starfssviða sem eru aðgengilegar á vef bankans.

