



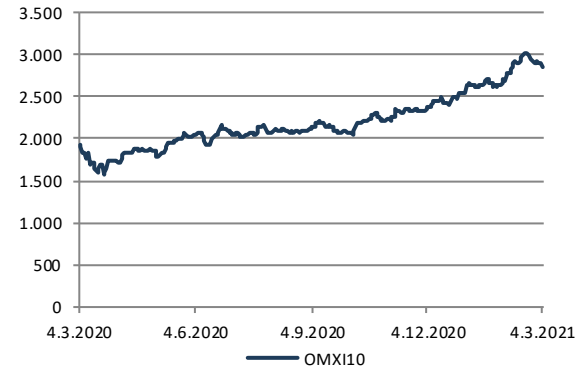
Vikubyrjun
Innlendar markaðsupplýsingar
8. mars 2021

Hlutabréf

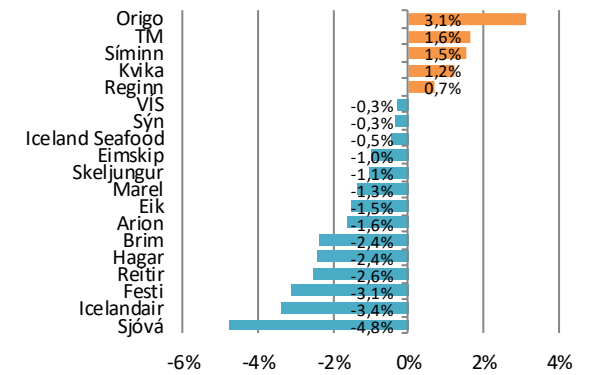
Félag	Verð	Velta (m.kr.)	áramót	Breyting síðan ...			
				1V	1M	3M	12M
OMX10	2866,0	17.589	12,2%	-1,2%	2,9%	20,7%	47,8%
Marel	878,0	1.415	11,4%	-1,3%	-1,3%	23,2%	64,4%
Icelandair	1,4	711	-13,4%	-3,4%	-22,4%	-10,1%	-76,0%
Eimskip	293,0	294,9	13,6%	-1,0%	11,6%	33,2%	100,7%
Brim	53,7	146,1	7,2%	-2,4%	-2,7%	11,3%	46,0%
Iceland Seafoo	14,8	475	17,3%	-0,5%	17,2%	45,3%	56,2%
Hagar	55,9	910	-7,0%	-2,4%	-6,2%	-2,4%	19,4%
Festi	169,5	906	-1,7%	-3,1%	-7,4%	2,7%	34,5%
Skeljungur	10,4	74	17,3%	-1,1%	-2,0%	19,7%	20,3%
Sýn	42,9	162	9,9%	-0,3%	17,7%	9,6%	25,1%
Síminn	10,0	1.996	24,1%	1,5%	12,7%	27,6%	87,7%
Origo	41,3	245	3,5%	3,1%	4,6%	14,7%	73,2%
Arion	119,5	4.369	25,8%	-1,6%	18,0%	31,6%	49,4%
Kvika	19,0	2.187	9,7%	1,2%	11,3%	25,3%	111,4%
Sjóvá	32,0	423	17,0%	-4,8%	3,2%	15,8%	76,8%
VÍS	15,5	728	7,2%	-0,3%	6,7%	9,2%	50,0%
TM	62,0	282	13,8%	1,6%	12,7%	29,0%	108,8%
Reginn	21,9	760	-4,2%	0,7%	-5,9%	4,3%	14,5%
Reitir	64,9	1.124	-8,3%	-2,6%	-13,2%	-1,1%	-2,8%
Eik	9,6	382	3,9%	-1,5%	-7,1%	5,8%	27,9%

Leiðrétt fyrir arðgreiðslum. Heimild: Kodiac, útreikningar Hagfræðideildar

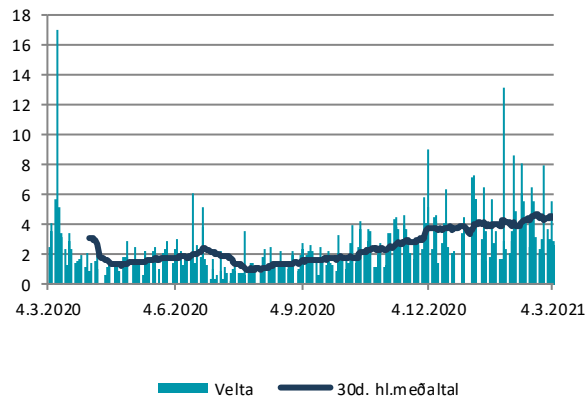
Úrvalsvísitalan



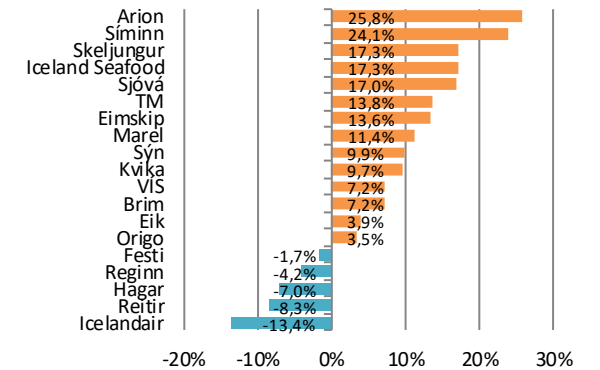
Breyting í vikunni



Velta



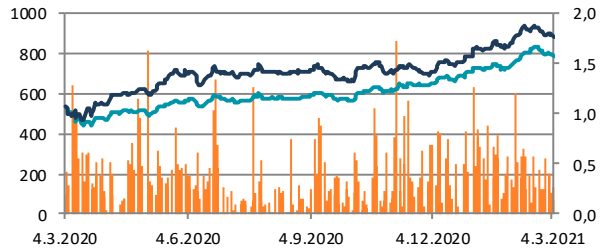
Frá áramótum



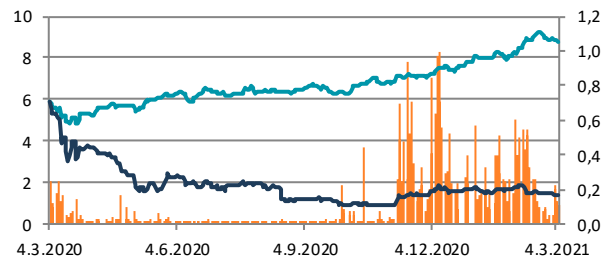
Hlutabréf

— Velta (h.ás, ma.kr./dag)
— Verð
— OMXI10

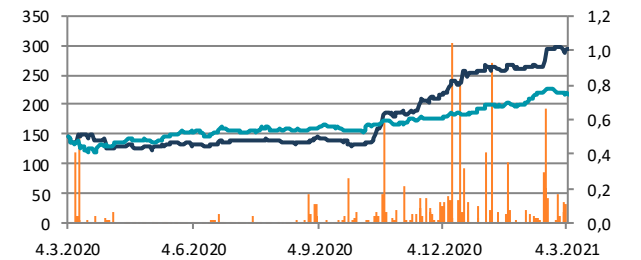
Marel



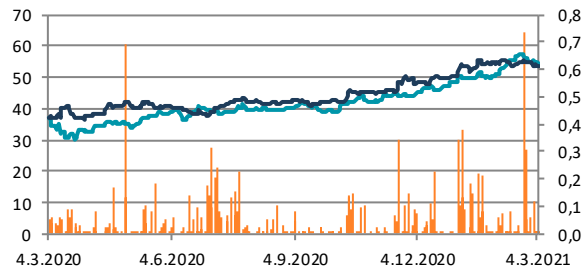
Icelandair



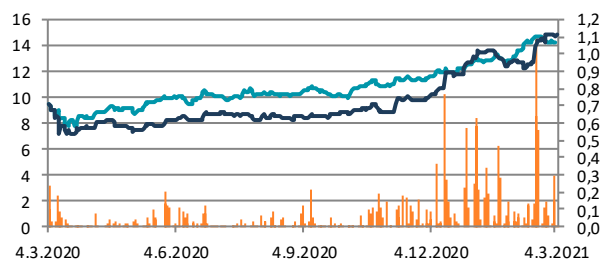
Eimskip



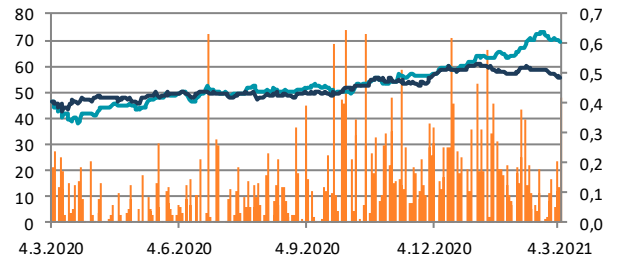
Brim



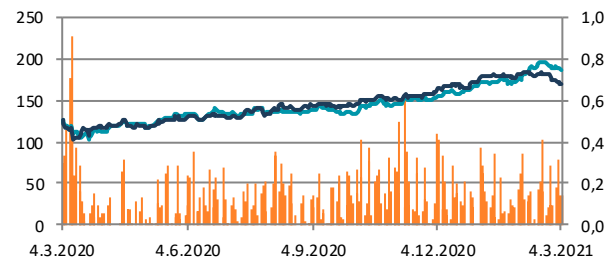
Iceland Seafood



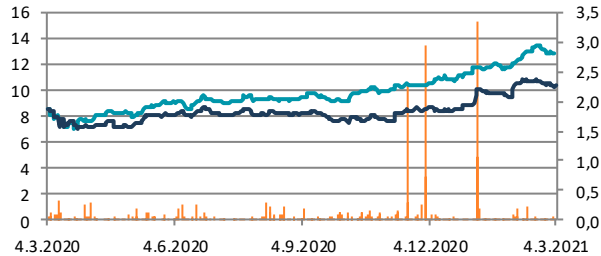
Hagar



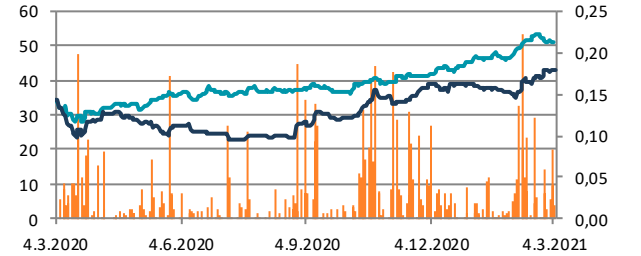
Festi



Skeljungur



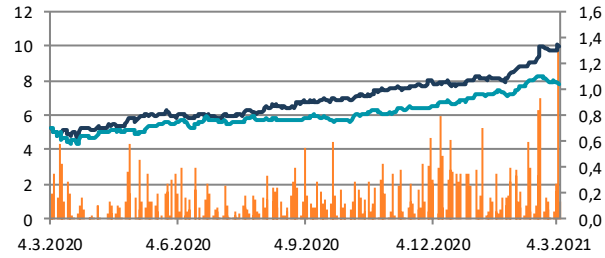
Sýn



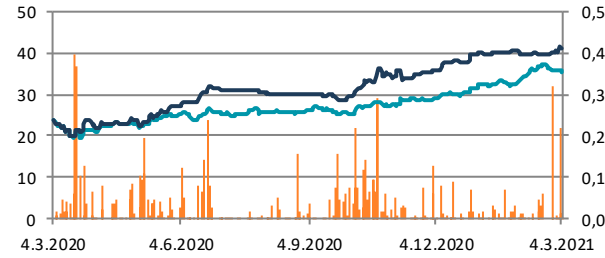
Hlutabréf

— Velta (h.ás, ma.kr./dag)
— Verð
— OMXI10

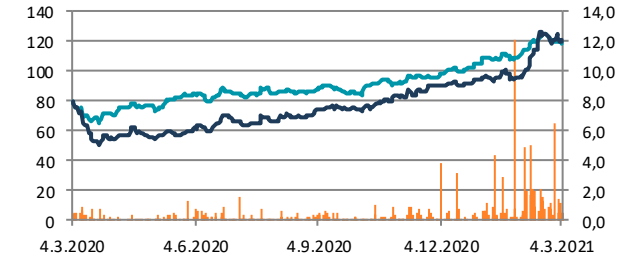
Síminn



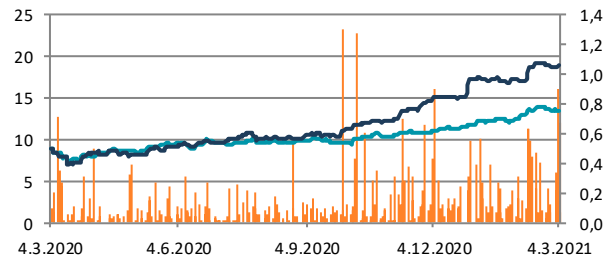
Origo



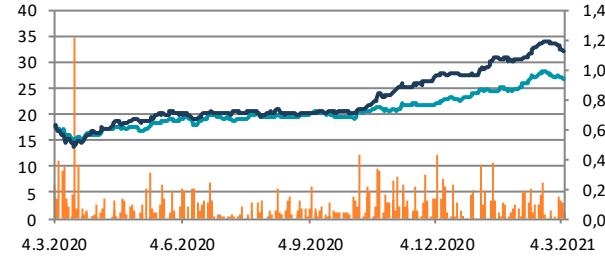
Arion



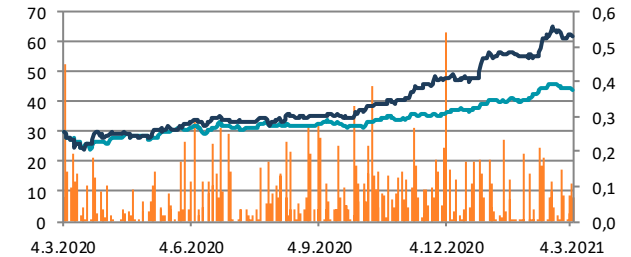
Kvika



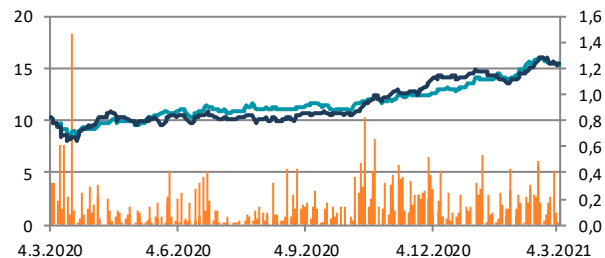
Sjóvá



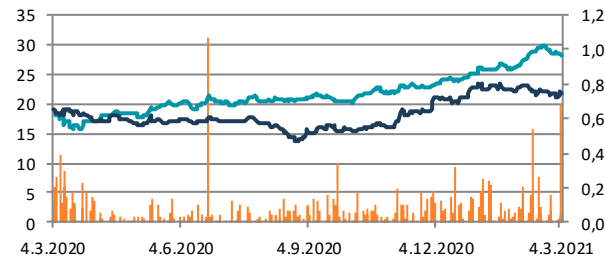
TM



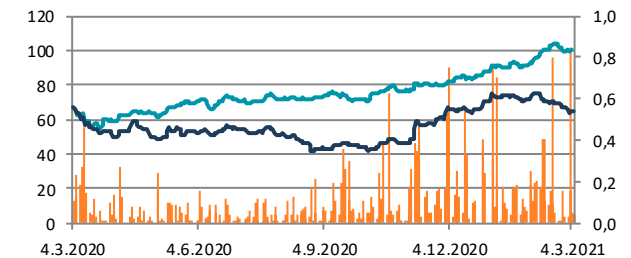
VÍS



Reginn



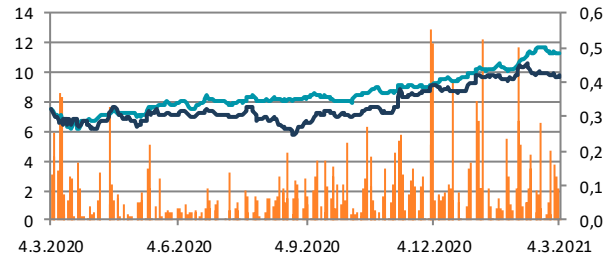
Reitir



Hlutabréf

- Velta (h.ás, ma.kr./dag)
- Verð
- OMX10

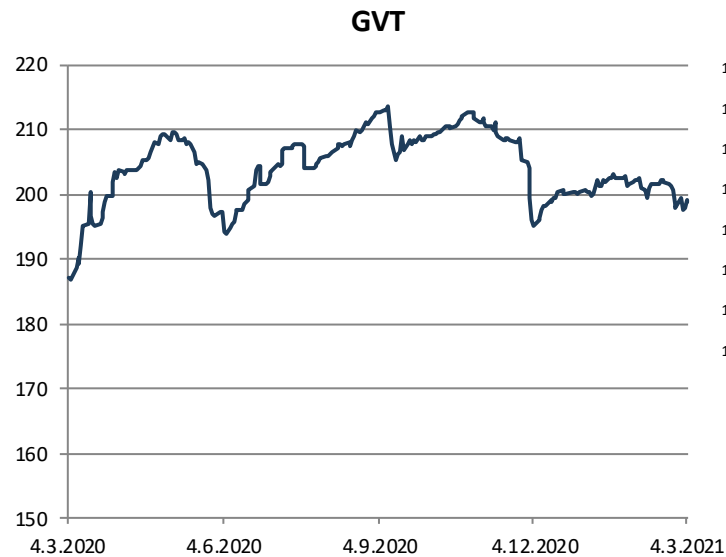
Eik



Gjaldeyrismarkaðurinn

Gengi ISK	5.mar	Breyting síðan ...				
		áramót	1V	1M	3M	12M
GVT	198,9	-0,8%	0,5%	-1,1%	1,9%	6,3%
EUR	152,9	-2,0%	0,0%	-1,3%	0,5%	7,5%
USD	128,1	0,7%	1,6%	-0,9%	2,4%	0,4%
GBP	177,2	2,1%	0,9%	0,1%	5,2%	8,6%
SEK	15,0	-3,6%	-0,5%	-1,9%	1,2%	11,3%
DKK	20,6	-2,0%	0,0%	-1,3%	0,6%	8,0%
NOK	15,0	0,3%	1,9%	-0,4%	4,9%	8,6%
JPY	1,18	-4,2%	-0,3%	-3,2%	-1,7%	-0,3%

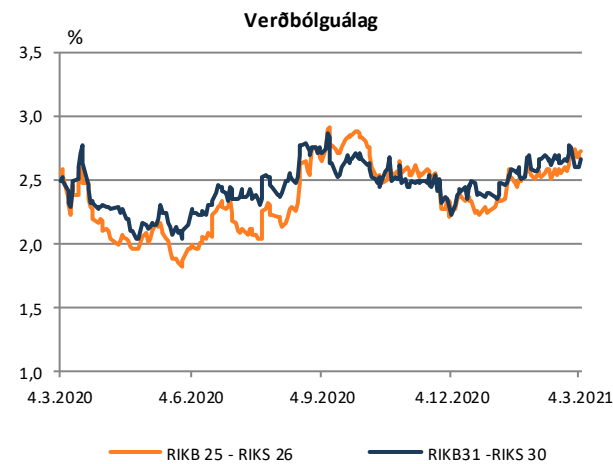
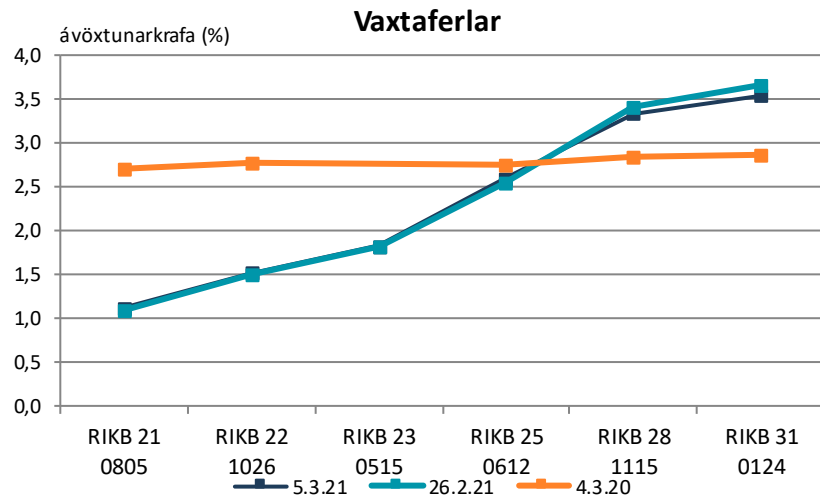
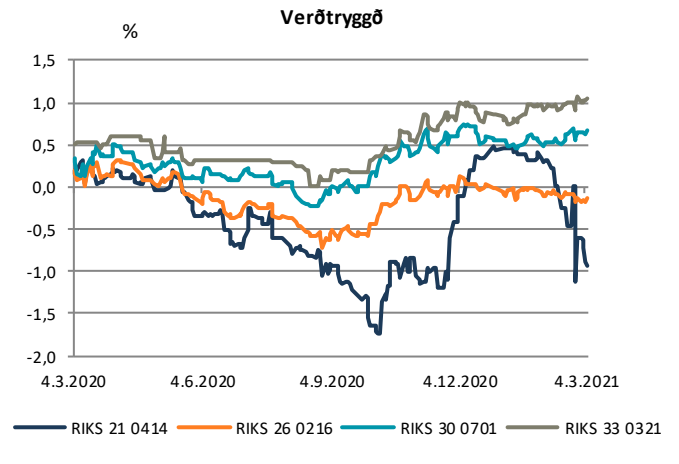
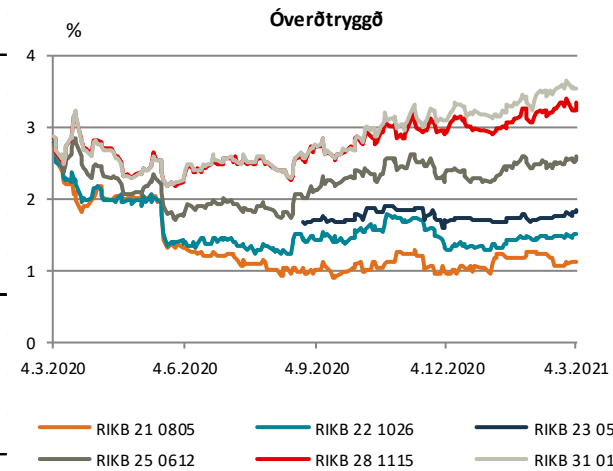
Miðgengi Seðlabanka Íslands. Heimild: Kodiak



Ríkisbréf

	verð	krafa	velta (ma.kr./viku)	Breyting síðan ...				
				árm.	1V	1M	3M	12M
RIKB 21 0805	100,96	1,12	1,9	0,07	0,02	-0,11	0,15	-1,58
RIKB 22 1026	109,18	1,51	1,3	0,21	0,01	0,08	0,21	-1,26
RIKB 23 0515	99,30	1,83	0,9	0,14	0,00	0,14	0,14	
RIKB 25 0612	121,53	2,59	0,6	0,35	0,05	0,12	0,19	-0,16
RIKB 28 1115	111,10	3,34	0,8	0,38	-0,07	0,15	0,42	0,49
RIKB 31 0124	124,32	3,54	1,3	0,36	-0,11	0,09	0,45	0,68
RIKS 21 0414	100,47	-0,93	0,0	-1,35	-0,33	-1,23	-0,82	-1,09
RIKS 26 0216	108,13	-0,14	0,5	-0,12	0,00	-0,08	-0,28	-0,33
RIKS 30 0701	123,20	0,67	0,5	0,12	0,02	0,15	-0,03	0,32
RIKS 33 0321	122,03	1,04	1,3	0,19	-0,03	0,07	0,04	0,54

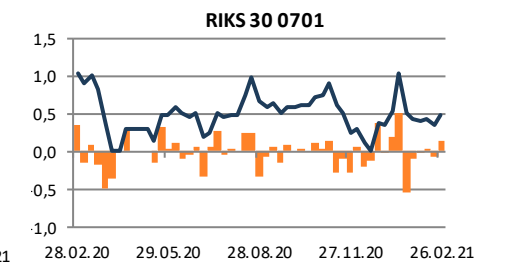
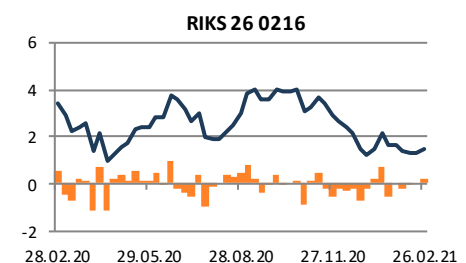
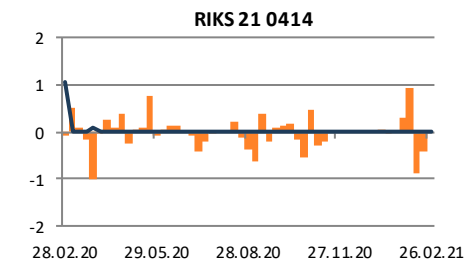
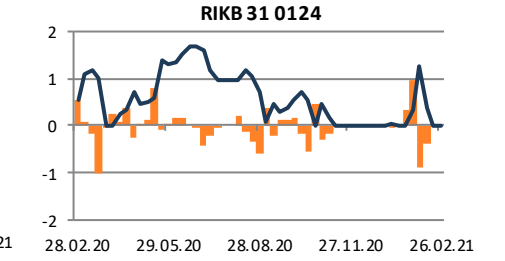
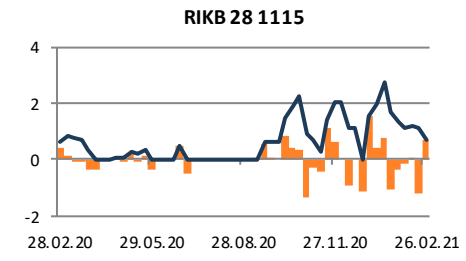
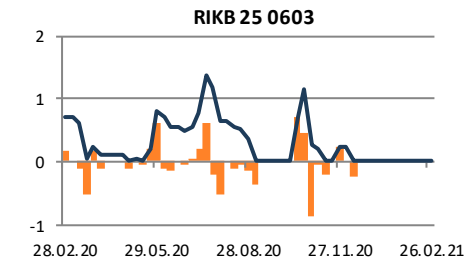
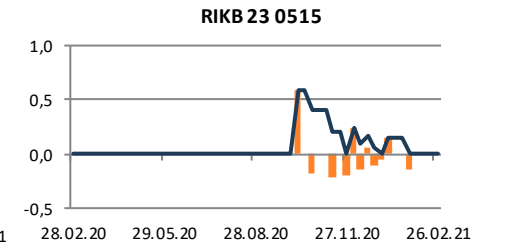
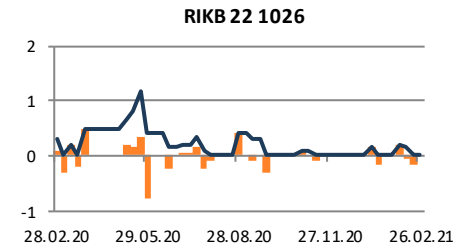
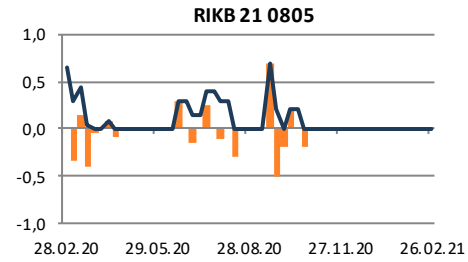
Heimild: Kodiak



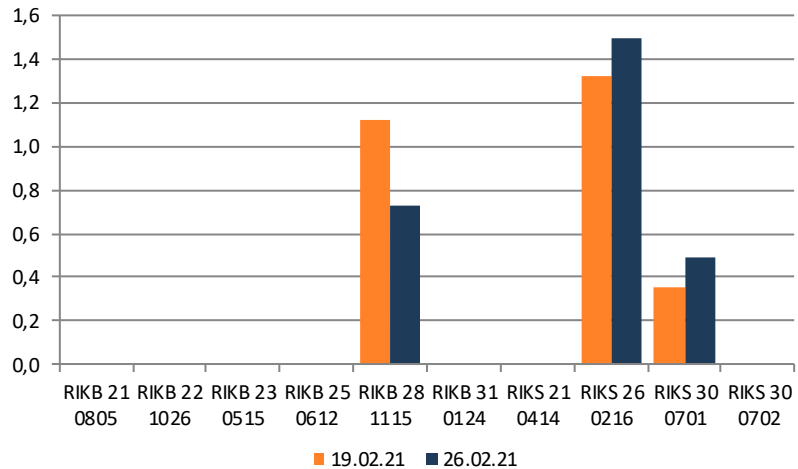
Verðbréfalán

Flokkur	Nafnverð (m.kr.)	Breyting síðan				
		1V	4V	12V	26V	52V
RIKB 21 0805	0	0	0	0	0	-650
RIKB 22 1026	0	0	0	0	-400	-300
RIKB 23 0515	0	0	0	-250	0	0
RIKB 25 0612	0	-1.125	0	-250	-360	-725
RIKB 28 1115	725	725	-575	-1.275	725	75
RIKB 31 0124	0	0	-320	0	-700	-565
RIKS 21 0414	0	-1.320	0	0	0	-1.050
RIKS 26 0216	1.500	1.150	-120	-1.175	-1.500	-1.900
RIKS 30 0701	490	490	70	180	-170	-560
RIKS 33 0321	0	0	-555	-185	0	0

Heimild: Lánamál Ríkisins



Breyting milli vikna



RIKB 21 0805 RIKB 22 1026 RIKB 23 0515 RIKB 25 0612 RIKB 28 1115 RIKB 31 0124 RIKS 21 0414 RIKS 26 0216 RIKS 30 0701 RIKS 30 0702

■ 19.02.21 ■ 26.02.21

Innihald og form skjals þessa er unnið af starfsmönnum Hagfræðideildar Landsbankans hf. (hagfraedideild@landsbankinn.is) og byggist á aðgengilegum opinberum upplýsingum á þeim tíma sem greiningin var unnin. Mat á þeim upplýsingum endurspeglar skoðanir starfsmanna Hagfræðideildar Landsbankans á þeim degi þegar greiningin er dagsett, en þær geta breyst án fyrirvara.

Landsbankinn hf. og starfsfólk hans taka ekki ábyrgð á viðskiptum sem byggð eru á þeim upplýsingum og skoðunum sem hér eru settar fram.

Bent skal á að Landsbankinn hf. getur á hverjum tíma haft beinna eða óbeinna hagsmuna að gæta, ýmist sjálfur, dótturfélög hans eða fyrir hönd viðskiptamanna, s.s. sem fjárfestir, lánardrottinn eða þjónustuaðili. Greiningar eru engu að síður unnar sjálfstætt af Hagfræðideild Landsbankans og innan Landsbankans eru í gildi reglur um aðskilnað starfssviða sem eru aðgengilegar á vef bankans.

