



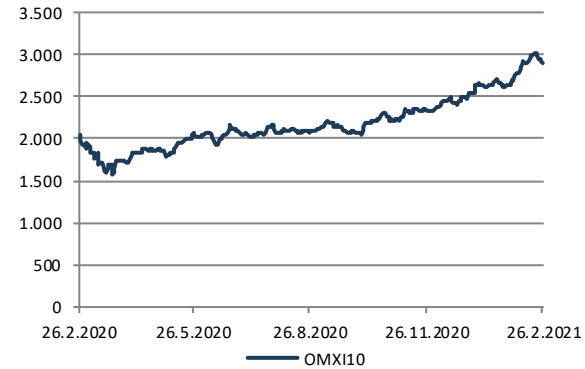
Vikubyrjun
Innlendar markaðsupplýsingar
1. mars 2021

Hlutabréf

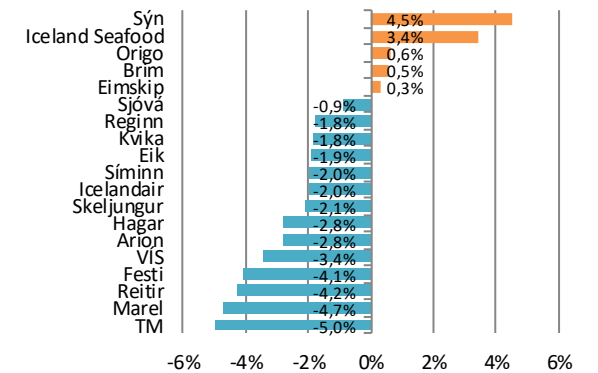
Félag	Verð	Velta (m.kr.)	áramót	Breyting síðan ...			
				1V	1M	3M	12M
OMX10	2901,8	17.502	13,6%	-3,9%	9,9%	24,5%	42,5%
Marel	890,0	1.593	12,9%	-4,7%	6,3%	26,4%	56,3%
Icelandair	1,5	323	-10,4%	-2,0%	-10,9%	5,0%	-78,1%
Eimskip	296,0	227,4	14,7%	0,3%	12,8%	39,0%	92,2%
Brim	55,0	1.157,7	9,8%	0,5%	0,4%	9,3%	50,8%
Iceland Seafoo	14,9	375	17,9%	3,4%	15,8%	51,4%	50,2%
Hagar	57,3	348	-4,7%	-2,8%	-0,2%	6,7%	17,8%
Festi	175,0	602	1,4%	-4,1%	-1,7%	11,5%	32,1%
Skeljungur	10,6	51	18,6%	-2,1%	7,5%	23,0%	17,2%
Sýn	43,0	101	10,3%	4,5%	16,4%	15,7%	20,1%
Síminn	9,8	415	22,2%	-2,0%	21,0%	28,1%	74,4%
Origo	40,1	321	0,4%	0,6%	0,1%	13,6%	61,3%
Arion	121,5	9.797	27,9%	-2,8%	26,4%	34,2%	50,0%
Kvika	18,8	493	8,4%	-1,8%	11,3%	33,1%	89,6%
Sjóvá	33,6	82	22,9%	-0,9%	10,0%	26,8%	71,0%
VÍS	15,5	591	7,6%	-3,4%	13,2%	19,2%	37,8%
TM	61,0	246	11,9%	-5,0%	10,9%	25,9%	91,5%
Reginn	21,7	287	-4,8%	-1,8%	-3,3%	14,8%	9,2%
Reitir	66,6	200	-5,9%	-4,2%	-7,6%	10,1%	-5,5%
Eik	9,8	290	5,5%	-1,9%	2,2%	12,7%	18,5%

Leiðrétt fyrir arðgreiðslum. Heimild: Kodiak, útreikningar Hagfræðideildar

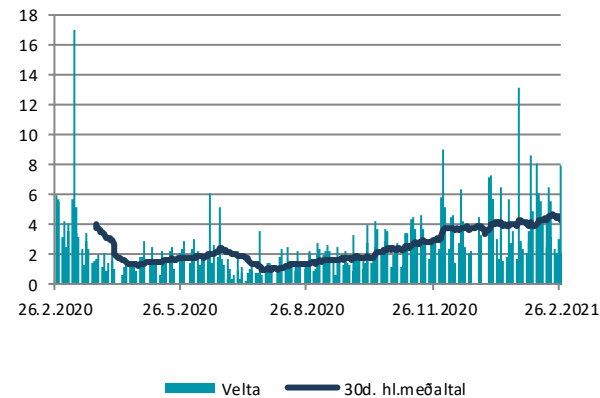
Úrvalsvísitalan



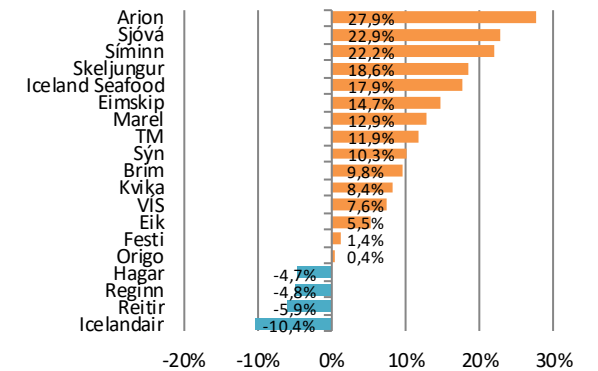
Breyting í vikunni



Velta



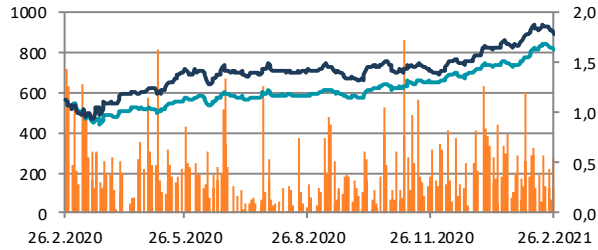
Frá áramótum



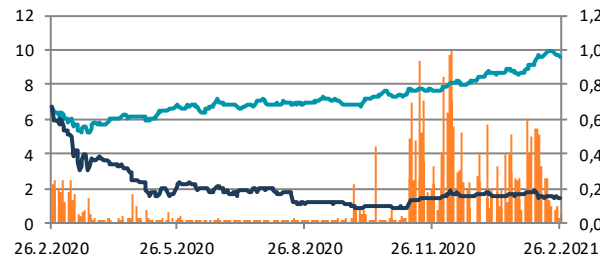
Hlutabréf

— Velta (h.ás, ma.kr./dag)
— Verð
— OMXI10

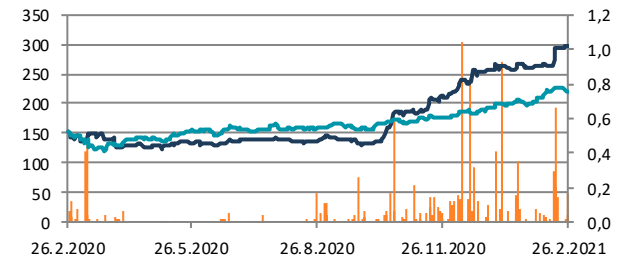
Marel



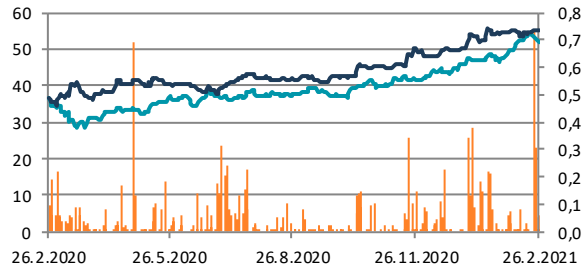
Icelandair



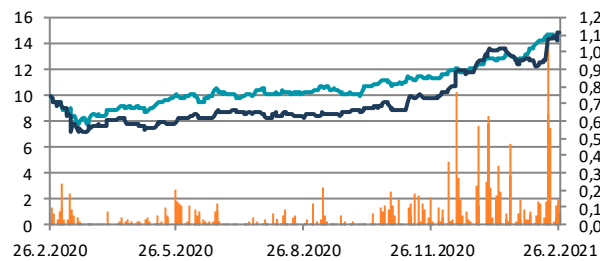
Eimskip



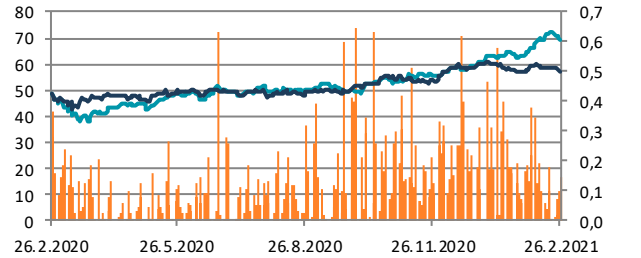
Brim



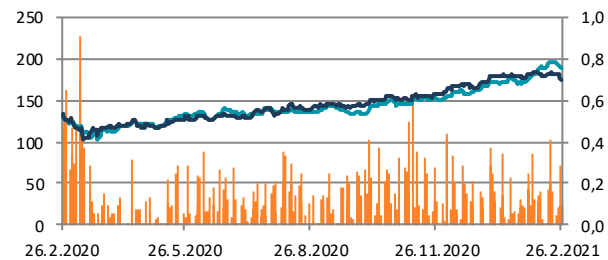
Iceland Seafood



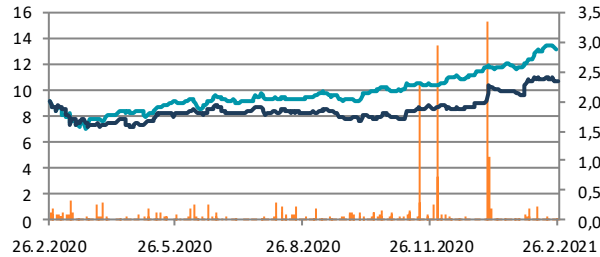
Hagar



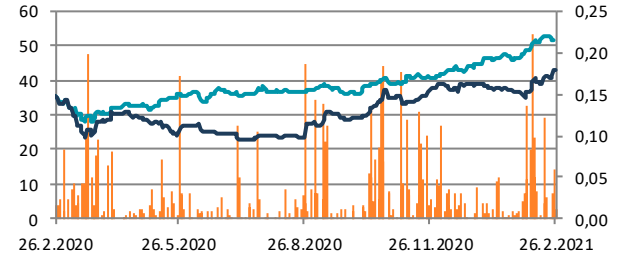
Festi



Skeljungur



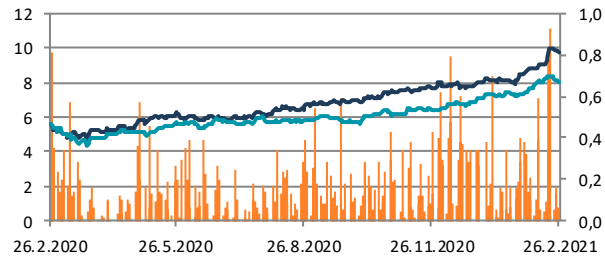
Sýn



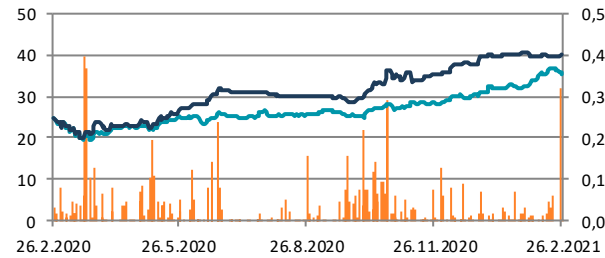
Hlutabréf

— Velta (h.ás, ma.kr./dag)
— Verð
— OMXI10

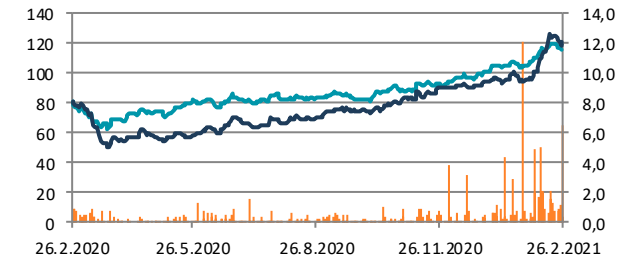
Síminn



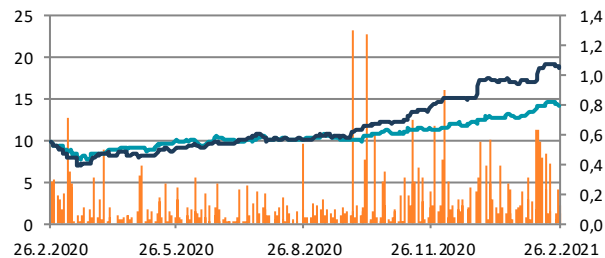
Origo



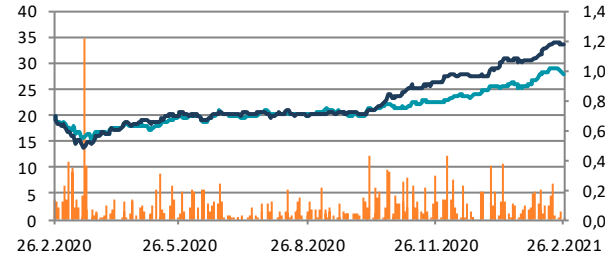
Arion



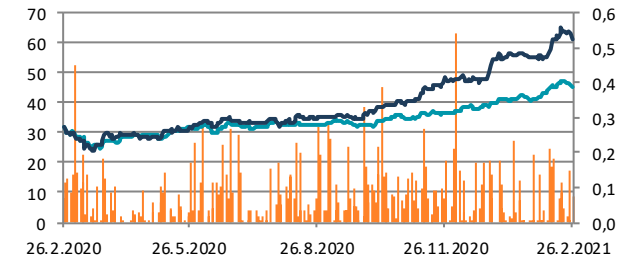
Kvika



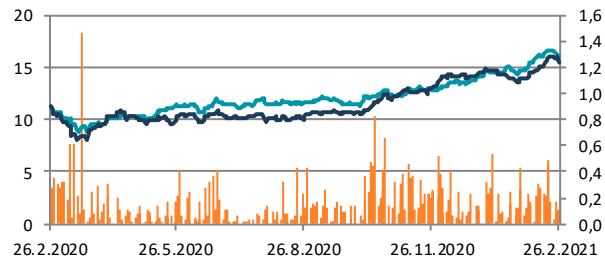
Sjóvá



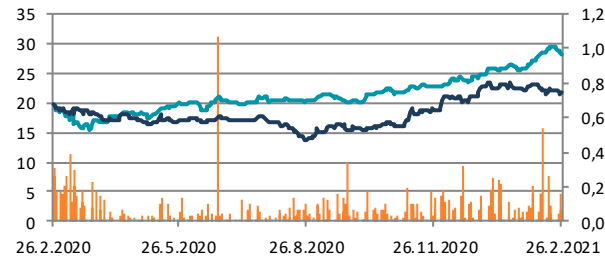
TM



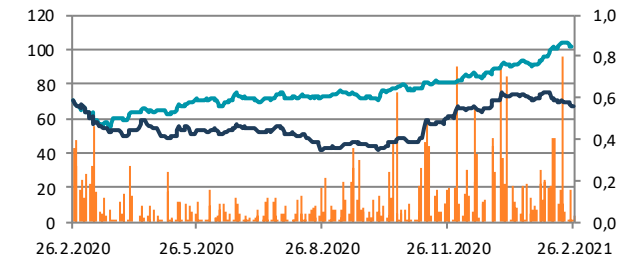
VÍS



Reginn



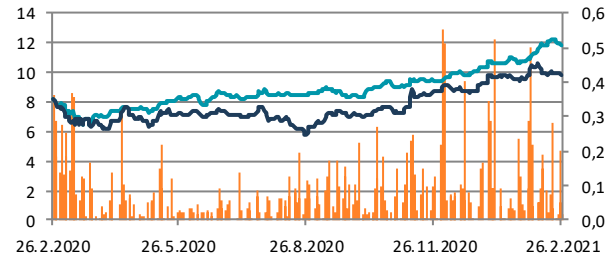
Reitir



Hlutabréf

- Velta (h.ás, ma.kr./dag)
- Verð
- OMXI10

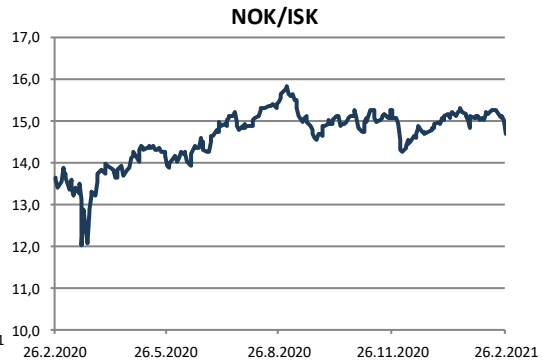
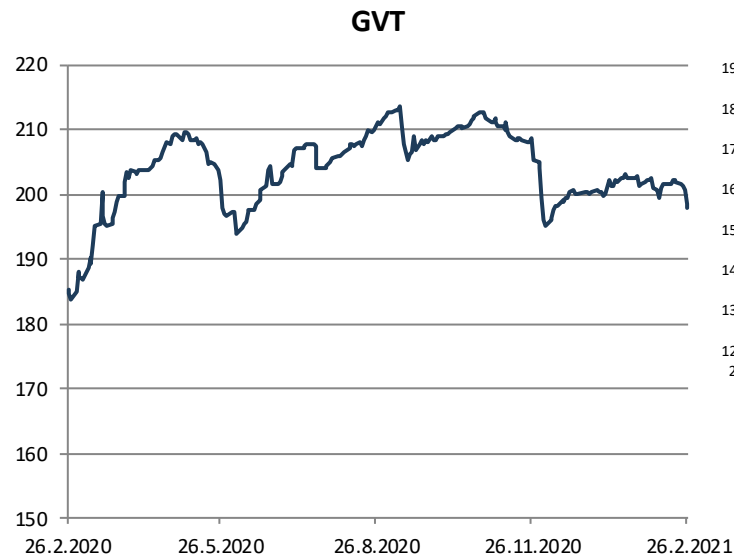
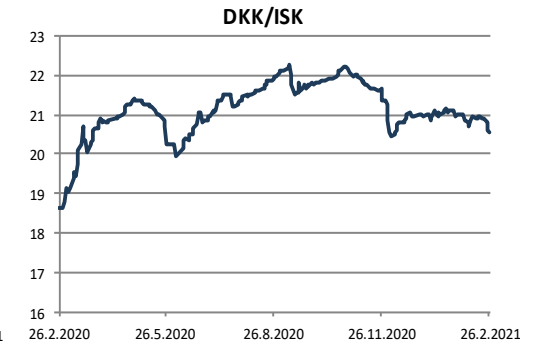
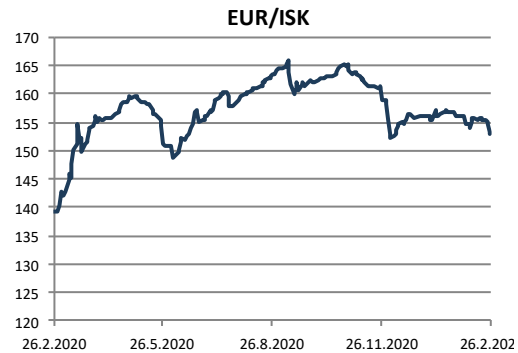
Eik



Gjaldeyrismarkaðurinn

Gengi ISK	26.feb	Breyting síðan ...				
		áramót	1V	1M	3M	12M
GVT	197,8	-1,3%	-2,0%	-2,4%	-5,2%	6,8%
EUR	152,9	-2,0%	-1,7%	-2,6%	-5,2%	9,8%
USD	126,2	-0,8%	-1,6%	-2,4%	-6,9%	-1,5%
GBP	175,6	1,2%	-2,3%	-0,8%	-2,9%	6,0%
SEK	15,1	-3,1%	-2,8%	-3,3%	-5,1%	14,6%
DKK	20,6	-2,0%	-1,7%	-2,6%	-5,1%	10,3%
NOK	14,7	-1,5%	-3,5%	-2,7%	-3,7%	7,7%
JPY	1,19	-3,8%	-2,5%	-4,8%	-8,7%	2,3%

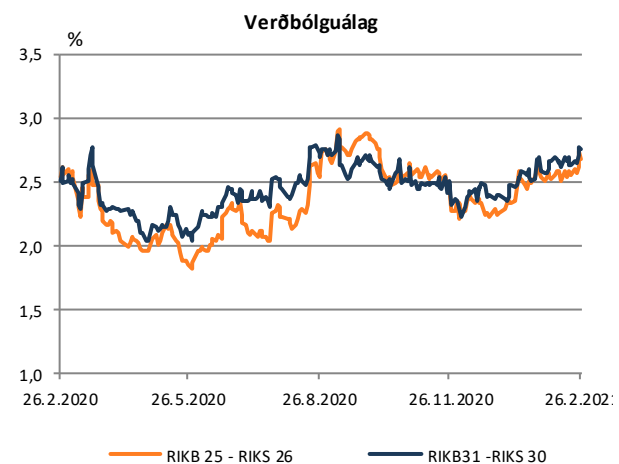
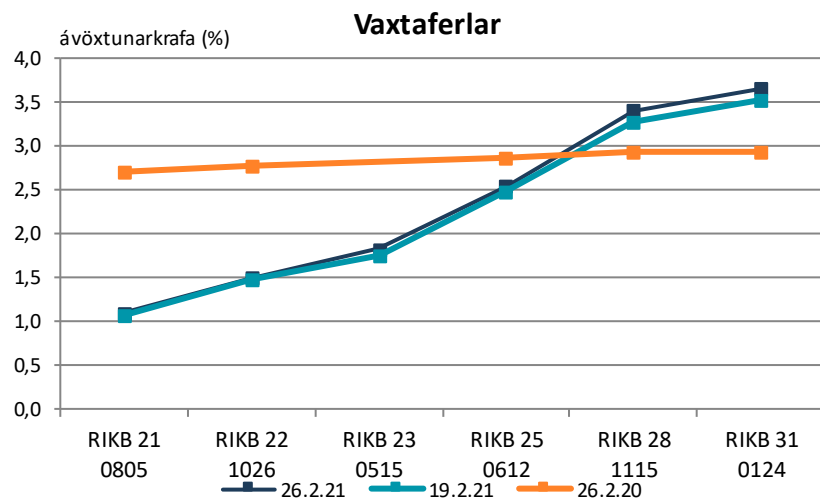
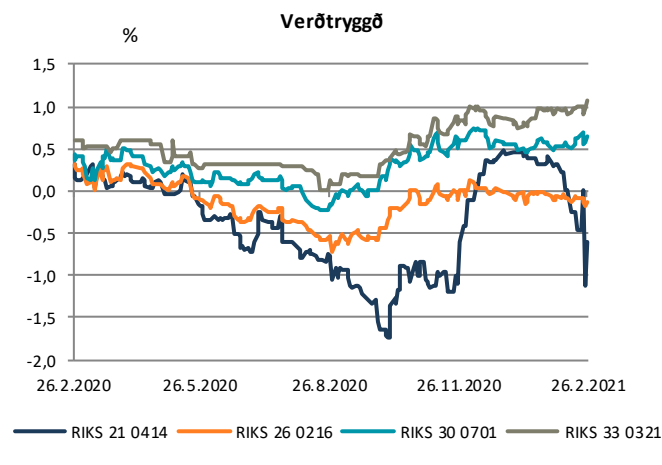
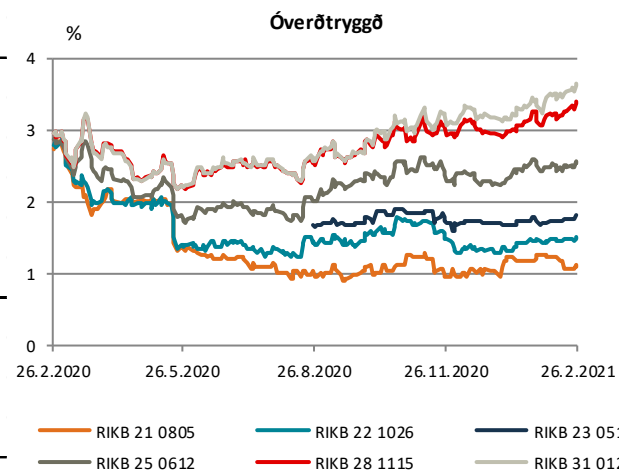
Miðgengi Seðlabanka Íslands. Heimild: Kodiak



Ríkisbréf

	verð	krafa	velta (ma.kr./viku)	Breyting síðan ...				
				árm.	1V	1M	3M	12M
RIKB 21 0805	101,02	1,10	0,5	0,05	0,02	-0,08	0,14	-1,62
RIKB 22 1026	109,31	1,50	0,3	0,20	0,01	0,04	0,01	-1,28
RIKB 23 0515	99,30	1,83	0,6	0,13	0,07	0,03	0,10	
RIKB 25 0612	121,85	2,54	3,5	0,30	0,07	-0,04	0,18	-0,31
RIKB 28 1115	110,65	3,40	4,2	0,45	0,14	0,15	0,38	0,46
RIKB 31 0124	123,30	3,65	4,1	0,47	0,12	0,22	0,46	0,71
RIKS 21 0414	100,52	-0,60	0,6	-1,03	-0,15	-0,90	0,50	-0,92
RIKS 26 0216	108,15	-0,14	2,2	-0,12	-0,05	-0,12	-0,03	-0,46
RIKS 30 0701	123,48	0,65	2,2	0,10	0,02	0,08	0,14	0,21
RIKS 33 0321	121,73	1,07	2,4	0,21	0,08	0,12	0,28	0,46

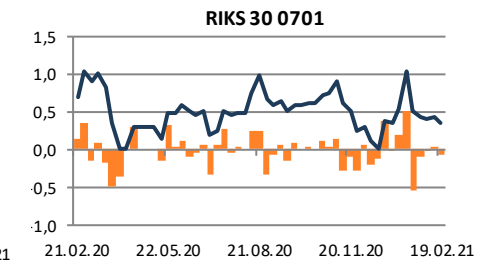
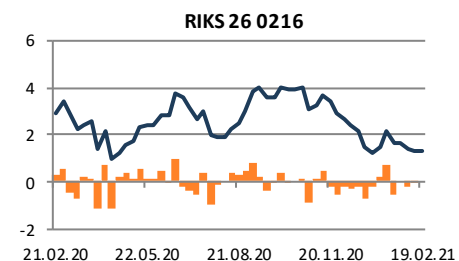
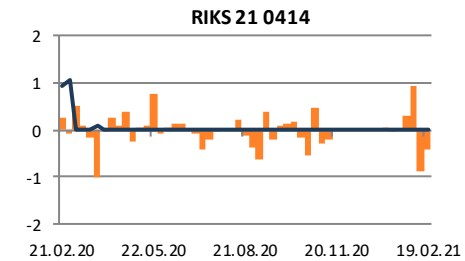
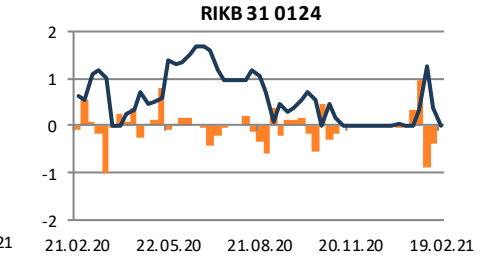
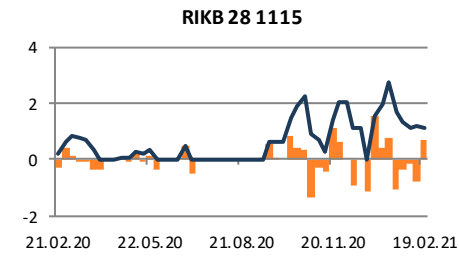
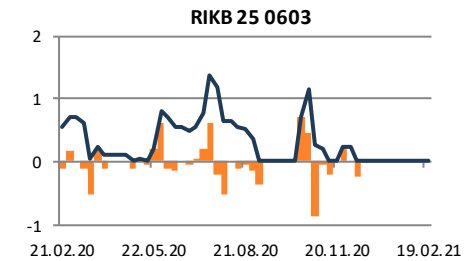
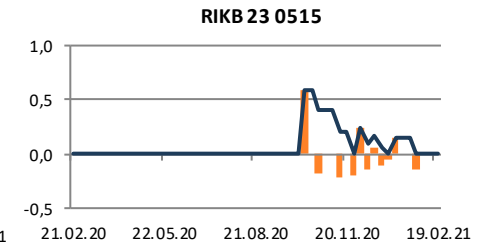
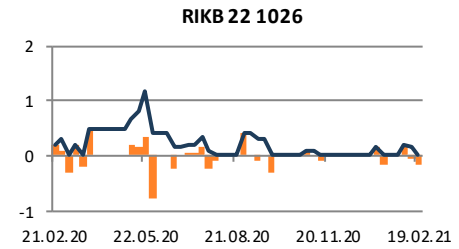
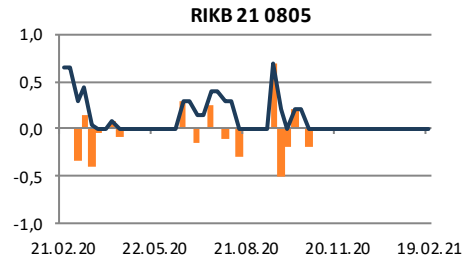
Heimild: Kodiak



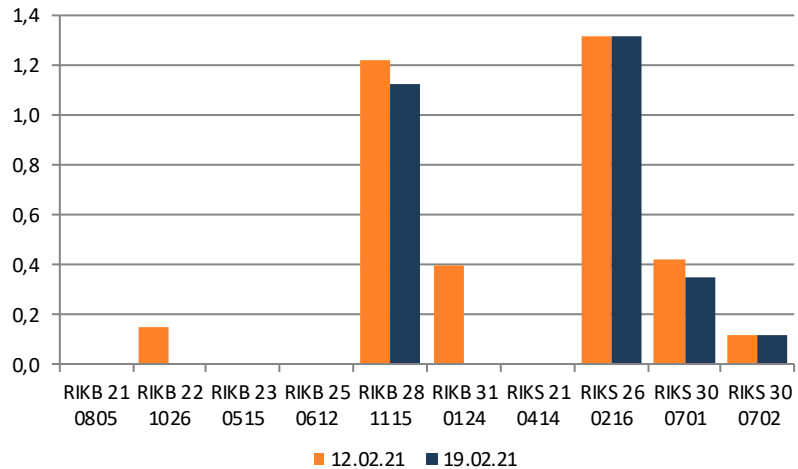
Verðbréfalán

Flokkur	Nafnverð (m.kr.)	Breyting síðan				
		1V	4V	12V	26V	52V
RIKB 21 0805	0	-150	0	0	0	-650
RIKB 22 1026	0	0	0	0	0	-200
RIKB 23 0515	0	0	-150	0	0	0
RIKB 25 0612	0	-1.225	0	-250	-510	-550
RIKB 28 1115	1.125	725	-525	-875	1.125	885
RIKB 31 0124	0	0	0	0	-1.050	-640
RIKS 21 0414	0	-1.320	0	0	0	-950
RIKS 26 0216	1.320	900	-300	-1.575	-1.190	-1.580
RIKS 30 0701	350	230	-160	100	-640	-350
RIKS 33 0321	120	120	30	-65	120	120

Heimild: Lánamál Ríkisins



Breyting milli vikna



Innihald og form skjals þessa er unnið af starfsmönnum Hagfræðideildar Landsbankans hf. (hagfraedideild@landsbankinn.is) og byggist á aðgengilegum opinberum upplýsingum á þeim tíma sem greiningin var unnin. Mat á þeim upplýsingum endurspeglar skoðanir starfsmanna Hagfræðideildar Landsbankans á þeim degi þegar greiningin er dagsett, en þær geta breyst án fyrirvara.

Landsbankinn hf. og starfsfólk hans taka ekki ábyrgð á viðskiptum sem byggð eru á þeim upplýsingum og skoðunum sem hér eru settar fram.

Bent skal á að Landsbankinn hf. getur á hverjum tíma haft beinna eða óbeinna hagsmuna að gæta, ýmist sjálfur, dótturfélög hans eða fyrir hönd viðskiptamanna, s.s. sem fjárfestir, lánardrottinn eða þjónustuaðili. Greiningar eru engu að síður unnar sjálfstætt af Hagfræðideild Landsbankans og innan Landsbankans eru í gildi reglur um aðskilnað starfssviða sem eru aðgengilegar á vef bankans.

