



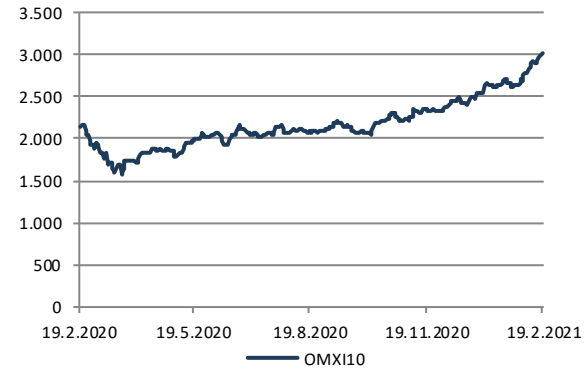
Vikubyrjun
Innlendar markaðsupplýsingar
22. febrúar 2021

Hlutabréf

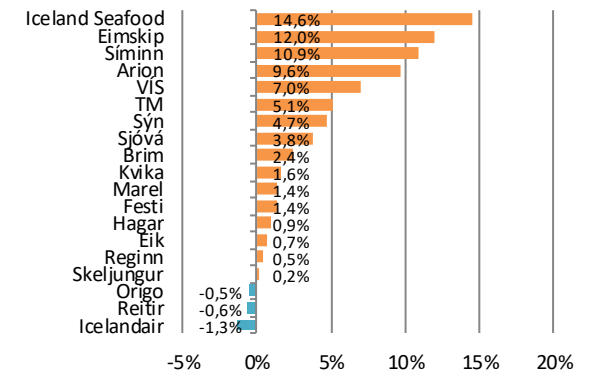
Félag	Verð	Velta (m.kr.)	áramót	Breyting síðan ...			
				1V	1M	3M	12M
OMXI10	3018,7	22.099	18,1%	3,6%	11,9%	28,3%	41,1%
Marel	934,0	1.427	18,5%	1,4%	9,9%	26,9%	59,6%
Icelandair	1,5	841	-8,5%	-1,3%	-5,7%	2,7%	-82,6%
Eimskip	295,0	1.306,6	14,3%	12,0%	13,0%	43,2%	76,6%
Brim	54,7	35,4	9,2%	2,4%	-1,6%	19,2%	44,5%
Iceland Seafoo	14,4	2.457	14,0%	14,6%	6,7%	45,3%	44,8%
Hagar	59,0	382	-1,9%	0,9%	1,3%	9,5%	14,7%
Festi	182,5	950	5,8%	1,4%	1,2%	17,0%	28,1%
Skeljungur	10,9	87	21,2%	0,2%	9,2%	26,8%	10,7%
Sýn	41,2	170	5,5%	4,7%	9,4%	18,2%	11,2%
Síminn	10,0	2.229	24,7%	10,9%	23,2%	30,5%	83,5%
Origo	39,8	160	-0,3%	-0,5%	-1,0%	14,0%	52,4%
Arion	125,0	6.271	31,6%	9,6%	25,0%	43,8%	44,8%
Kvika	19,1	1.246	10,4%	1,6%	9,5%	40,4%	81,9%
Sjóvá	33,9	540	23,9%	3,8%	10,9%	31,9%	55,5%
VÍS	16,1	1.572	11,4%	7,0%	12,6%	25,5%	30,8%
TM	64,2	314	17,8%	5,1%	13,1%	40,5%	87,7%
Reginn	22,1	436	-3,1%	0,5%	-4,9%	17,6%	2,6%
Reitir	69,6	1.181	-1,8%	-0,6%	-5,9%	19,5%	-6,1%
Eik	10,0	495	7,6%	0,7%	1,5%	15,9%	10,8%

Leiðrétt fyrir arðgreiðslum. Heimild: Kodiak, útreikningar Hagfræðideildar

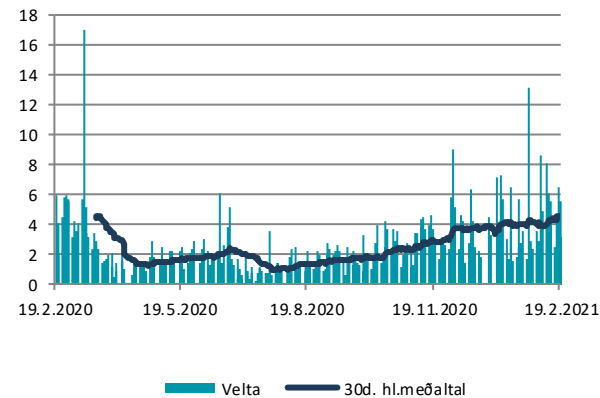
Úrvalsvísitalan



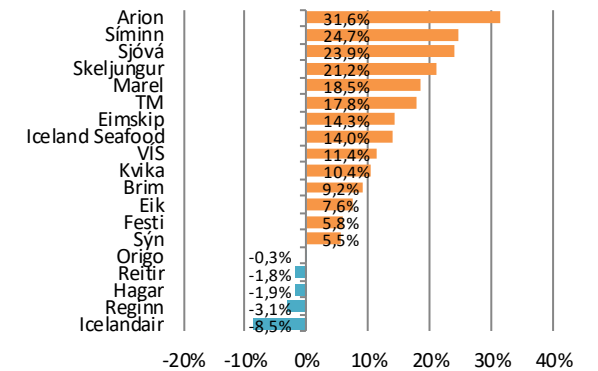
Breyting í vikunni



Velta



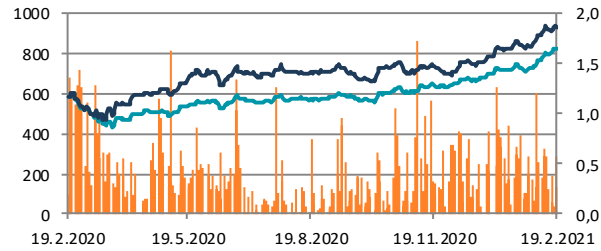
Frá áramótum



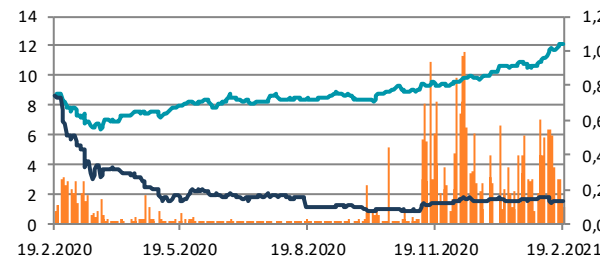
Hlutabréf

— Velta (h.ás, ma.kr./dag)
— Verð
— OMXI10

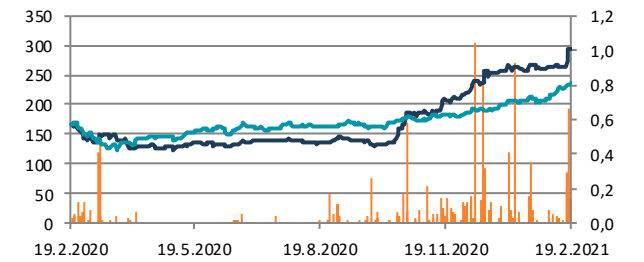
Marel



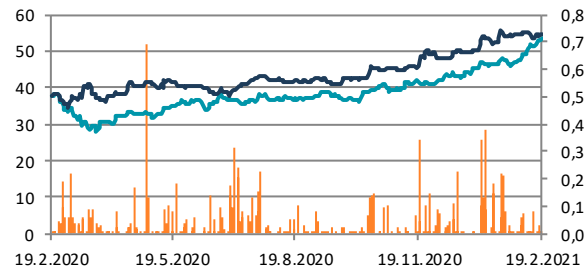
Icelandair



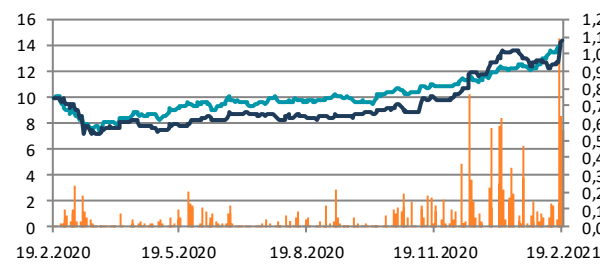
Eimskip



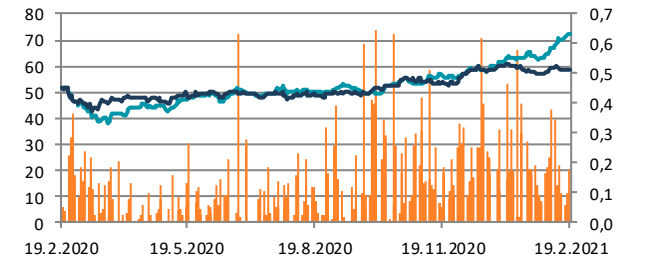
Brim



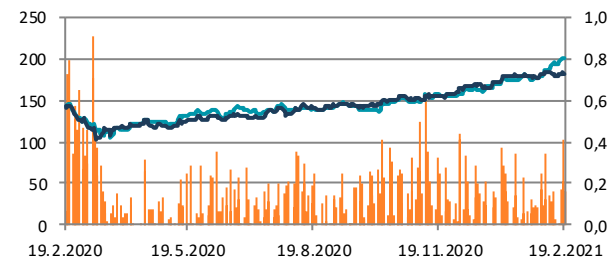
Iceland Seafood



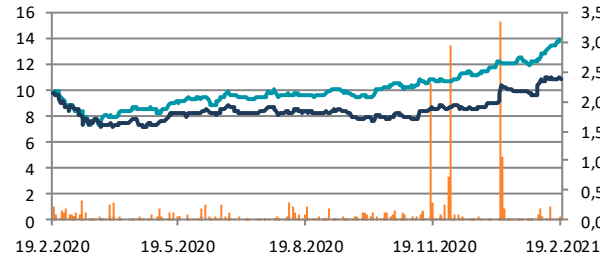
Hagar



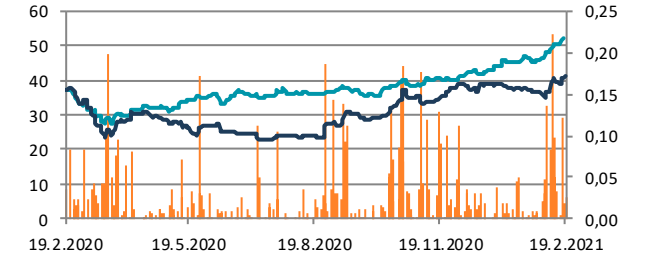
Festi



Skeljungur



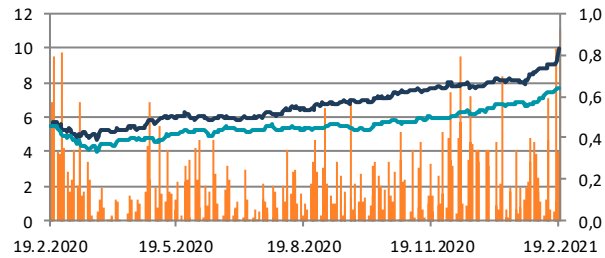
Sýn



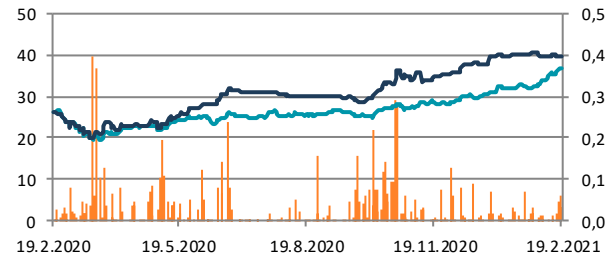
Hlutabréf

— Velta (h.ás, ma.kr./dag)
— Verð
— OMXI10

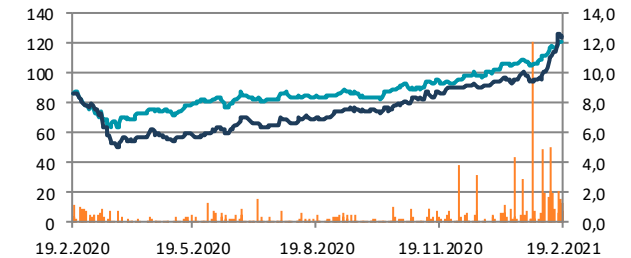
Síminn



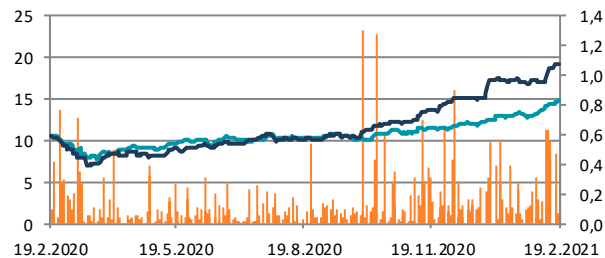
Origo



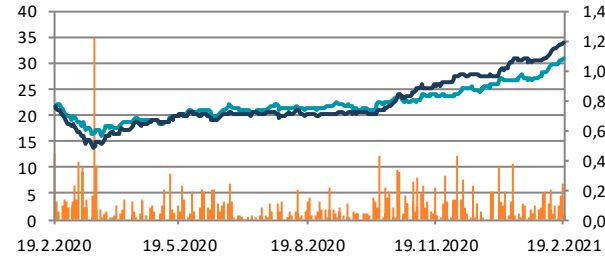
Arion



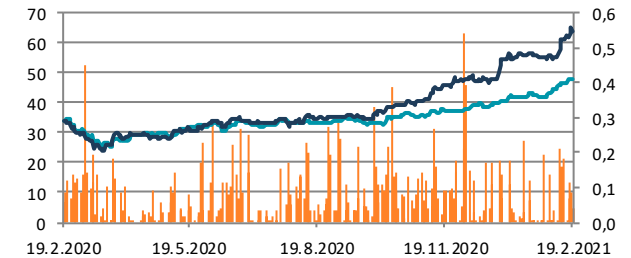
Kvika



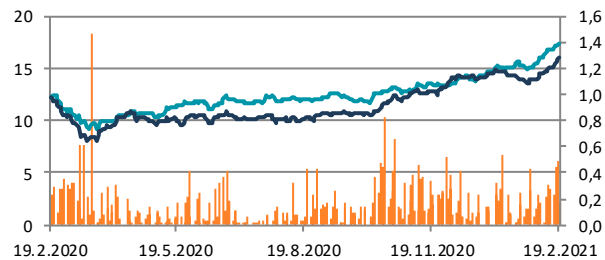
Sjóvá



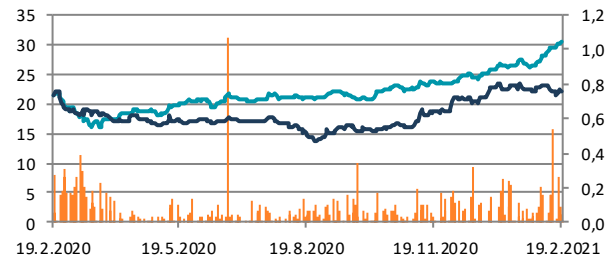
TM



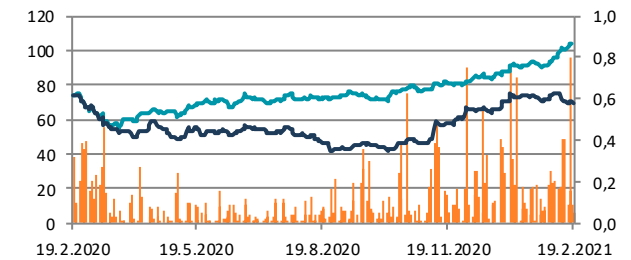
VÍS



Reginn



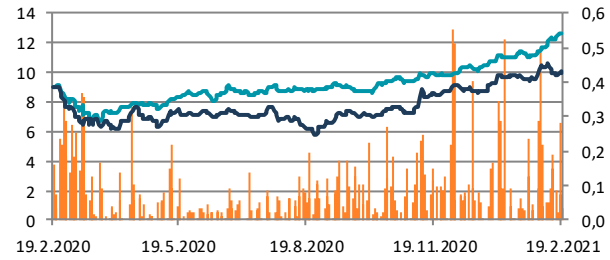
Reitir



Hlutabréf

- Velta (h.ás, ma.kr./dag)
- Verð
- OMXI10

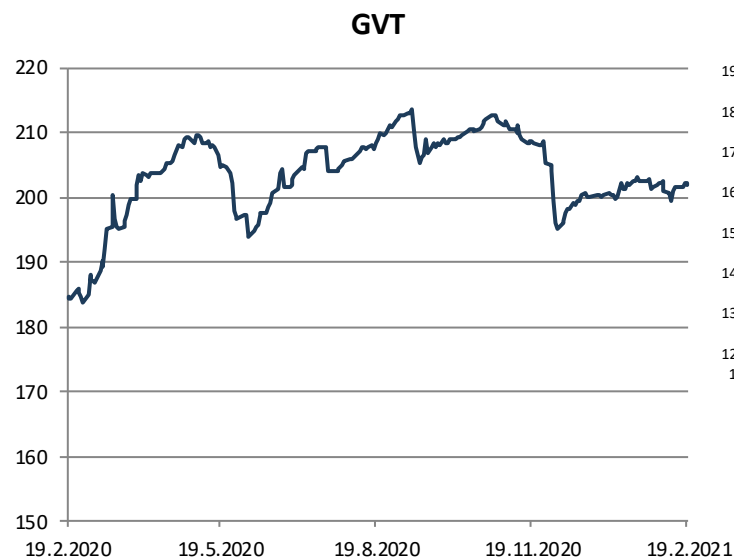
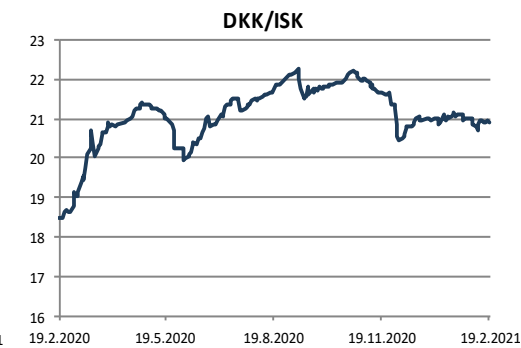
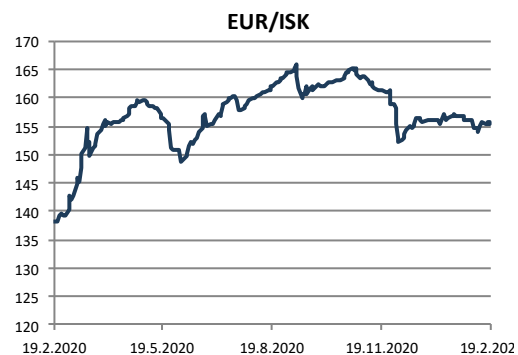
Eik



Gjaldeyrismarkaðurinn

Gengi ISK	19.feb	Breyting síðan ...				
		áramót	1V	1M	3M	12M
GVT	201,9	0,7%	0,1%	-0,4%	-3,2%	9,4%
EUR	155,6	-0,3%	-0,1%	-0,9%	-3,5%	12,7%
USD	128,2	0,8%	-0,4%	-1,0%	-6,0%	0,3%
GBP	179,9	3,6%	1,3%	2,1%	-0,3%	8,4%
SEK	15,5	-0,4%	0,3%	-0,3%	-1,9%	18,8%
DKK	20,9	-0,3%	-0,1%	-0,9%	-3,4%	13,2%
NOK	15,2	2,1%	0,6%	0,4%	1,0%	10,7%
JPY	1,22	-1,4%	-0,7%	-2,2%	-7,1%	5,1%

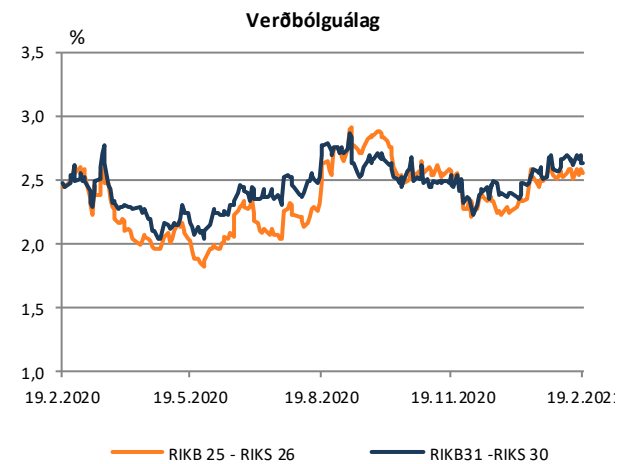
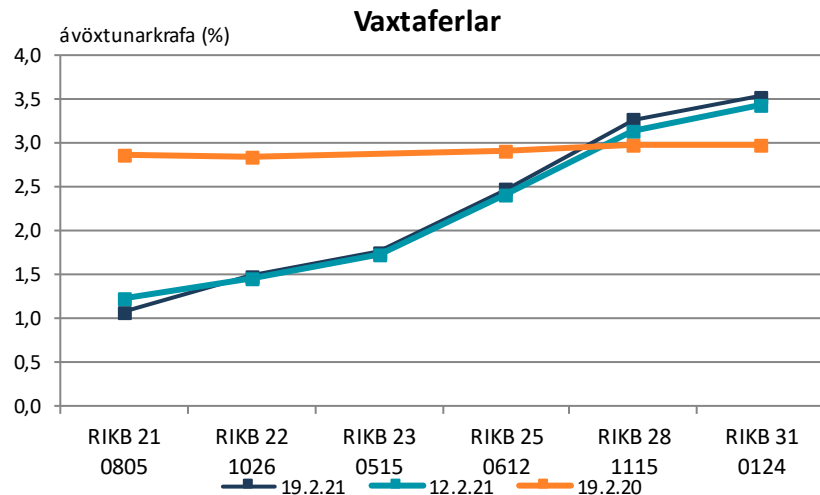
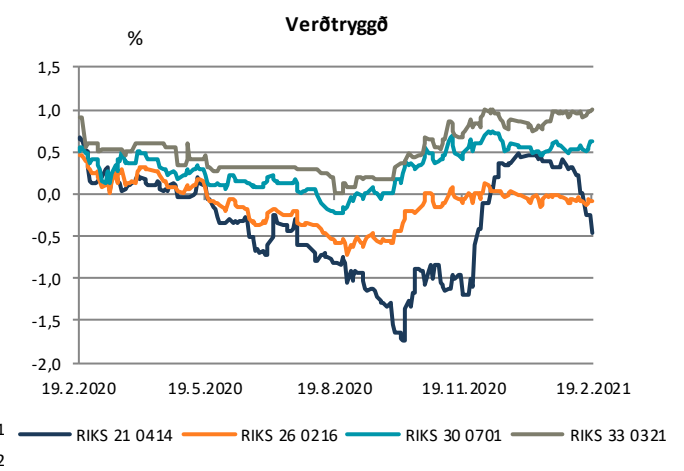
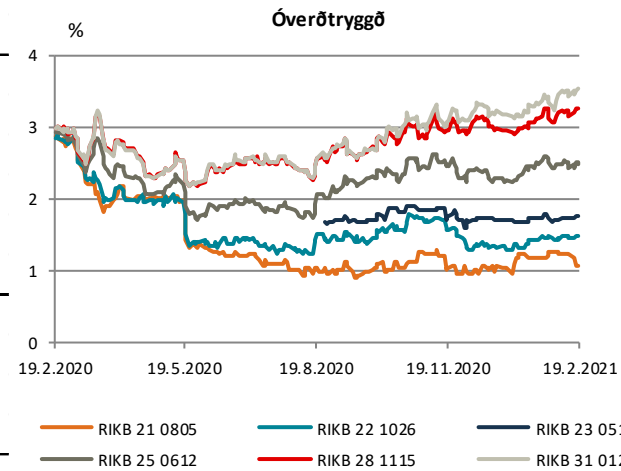
Miðgengi Seðlabanka Íslands. Heimild: Kodiak



Ríkisbréf

	verð	krafa	velta (ma.kr./viku)	árm.	Breyting síðan ...			
					1V	1M	3M	12M
RIKB 21 0805	101,07	1,08	0,7	0,03	-0,16	-0,10	0,03	-1,79
RIKB 22 1026	109,44	1,48	0,4	0,18	0,04	0,06	-0,09	-1,36
RIKB 23 0515	99,44	1,76	2,3	0,07	0,03	0,04	0,00	
RIKB 25 0612	122,26	2,47	1,0	0,23	0,06	0,06	0,01	-0,44
RIKB 28 1115	111,66	3,27	1,8	0,31	0,12	0,21	0,32	0,29
RIKB 31 0124	124,50	3,53	2,0	0,35	0,10	0,23	0,46	0,54
RIKS 21 0414	100,59	-0,45	0,8	-0,88	-0,45	-0,84	0,74	-1,13
RIKS 26 0216	107,90	-0,08	2,2	-0,07	0,01	-0,05	-0,01	-0,55
RIKS 30 0701	123,72	0,63	1,3	0,08	0,10	0,13	0,14	0,13
RIKS 33 0321	122,75	0,99	2,5	0,13	0,09	0,14	0,26	0,09

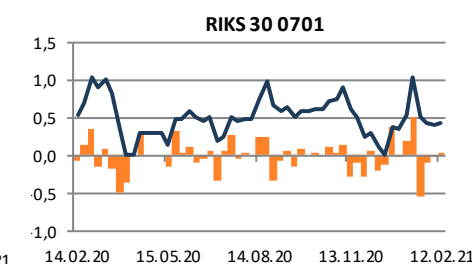
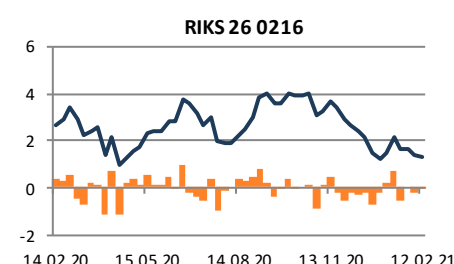
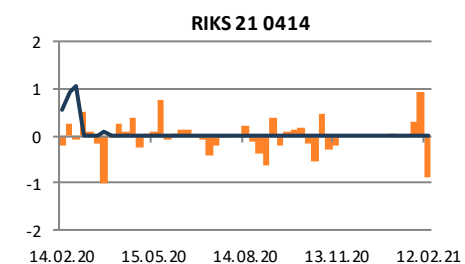
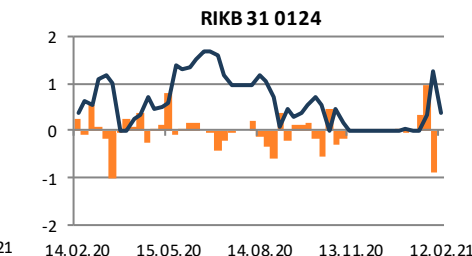
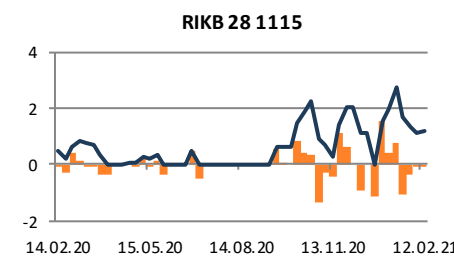
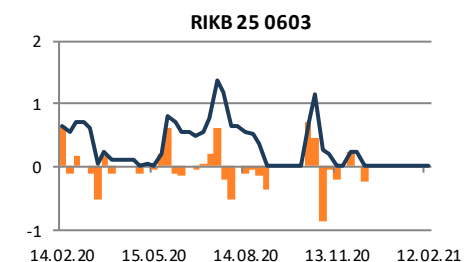
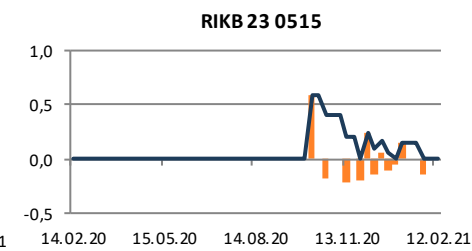
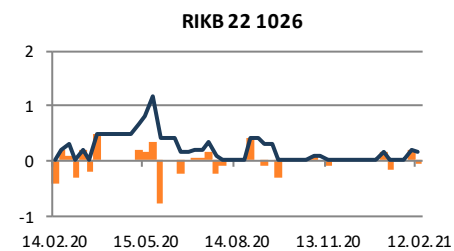
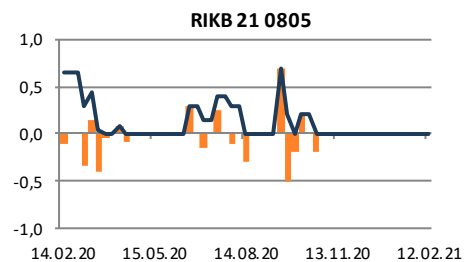
Heimild: Kodiak



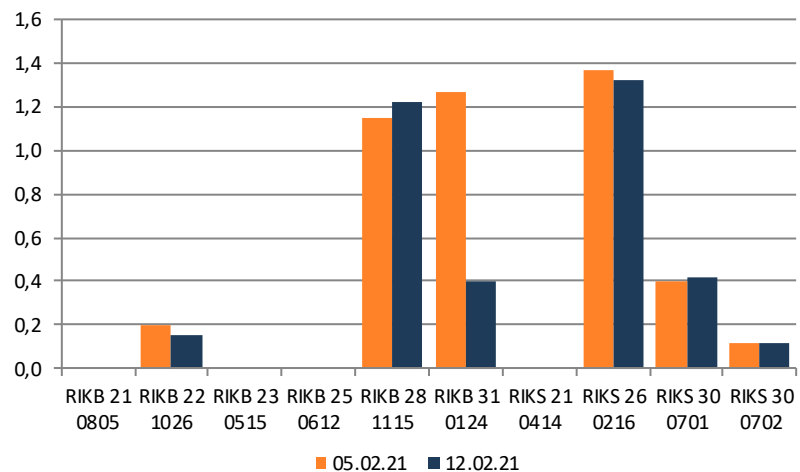
Verðbréfalán

Flokkur	Nafnverð (m.kr.)	Breyting síðan				
		1V	4V	12V	26V	52V
RIKB 21 0805	0	-200	0	0	0	-650
RIKB 22 1026	150	150	150	150	150	150
RIKB 23 0515	0	0	-150	-200	0	0
RIKB 25 0612	0	-1.150	0	0	-560	-660
RIKB 28 1115	1.225	-45	-1.500	-155	1.225	725
RIKB 31 0124	400	400	400	400	-770	20
RIKS 21 0414	0	-1.370	0	0	0	-550
RIKS 26 0216	1.320	920	-825	-2.125	-910	-1.330
RIKS 30 0701	420	300	-630	-100	-320	-125
RIKS 33 0321	120	120	-90	-200	120	120

Heimild: Lánamál Ríkisins



Breyting milli vikna



Innihald og form skjals þessa er unnið af starfsmönnum Hagfræðideildar Landsbankans hf. (hagfraedideild@landsbankinn.is) og byggist á aðgengilegum opinberum upplýsingum á þeim tíma sem greiningin var unnin. Mat á þeim upplýsingum endurspeglar skoðanir starfsmanna Hagfræðideildar Landsbankans á þeim degi þegar greiningin er dagsett, en þær geta breyst án fyrirvara.

Landsbankinn hf. og starfsfólk hans taka ekki ábyrgð á viðskiptum sem byggð eru á þeim upplýsingum og skoðunum sem hér eru settar fram.

Bent skal á að Landsbankinn hf. getur á hverjum tíma haft beinna eða óbeinna hagsmuna að gæta, ýmist sjálfur, dótturfélög hans eða fyrir hönd viðskiptamanna, s.s. sem fjárfestir, lánardrottinn eða þjónustuaðili. Greiningar eru engu að síður unnar sjálfstætt af Hagfræðideild Landsbankans og innan Landsbankans eru í gildi reglur um aðskilnað starfssviða sem eru aðgengilegar á vef bankans.

