



Vikubyrjun
Innlendar markaðsupplýsingar
15. febrúar 2021

Hlutabréf

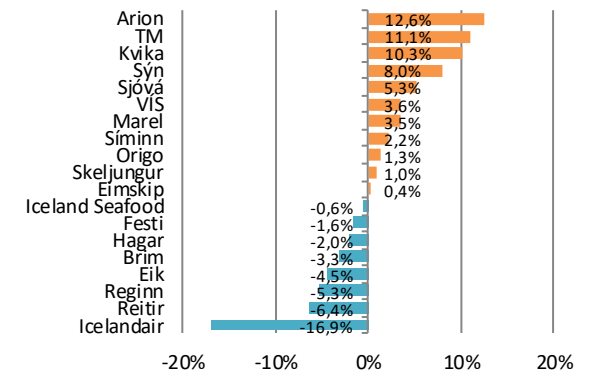
Félag	Verð	Velta (m.kr.)	áramót	Breyting síðan ...			
				1V	1M	3M	12M
OMX10	2912,6	27.593	14,0%	4,5%	11,2%	25,1%	37,8%
Marel	921,0	2.402	16,9%	3,5%	12,0%	25,0%	58,2%
Icelandair	1,5	2.355	-7,3%	-16,9%	2,0%	20,6%	-82,2%
Eimskip	263,5	114,5	2,1%	0,4%	1,7%	41,7%	58,7%
Brim	53,4	94,3	6,6%	-3,3%	0,8%	16,9%	42,0%
Iceland Seafoo	12,5	340	-0,6%	-0,6%	-6,5%	26,6%	26,6%
Hagar	58,4	809	-2,8%	-2,0%	-1,5%	9,8%	15,0%
Festi	180,0	444	4,3%	-1,6%	0,6%	17,3%	25,9%
Skeljungur	10,9	269	21,0%	1,0%	7,4%	29,8%	21,1%
Sýn	39,3	486	0,8%	8,0%	4,8%	15,6%	9,2%
Síminn	9,0	1.159	12,5%	2,2%	12,2%	20,6%	69,9%
Origo	40,0	13	0,3%	1,3%	0,5%	17,2%	52,0%
Arion	114,0	11.883	20,0%	12,6%	21,7%	34,1%	33,8%
Kvika	18,8	2.351	8,7%	10,3%	10,6%	39,2%	79,0%
Sjóvá	32,7	505	19,4%	5,3%	8,5%	30,4%	64,9%
VÍS	15,0	979	4,1%	3,6%	1,7%	19,7%	23,0%
TM	61,1	681	12,1%	11,1%	8,3%	35,8%	76,6%
Reginn	22,0	920	-3,5%	-5,3%	-3,5%	20,5%	1,7%
Reitir	70,0	1.255	-1,1%	-6,4%	-5,4%	22,1%	-2,4%
Eik	9,9	532	6,8%	-4,5%	1,2%	18,3%	13,0%

Leiðrétt fyrir arðgreiðslum. Heimild: Kodiac, útreikningar Hagfræðideildar

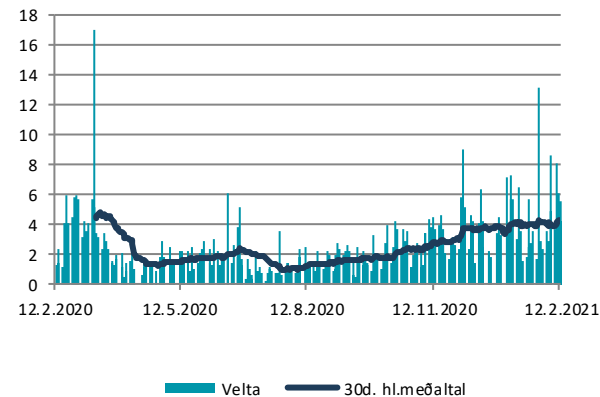
Úrvalsvísitalan



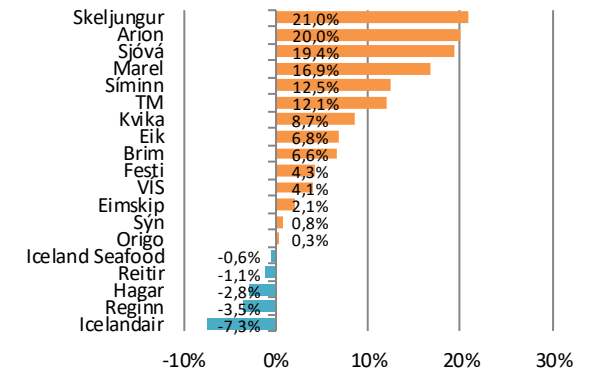
Breyting í vikunni



Velta



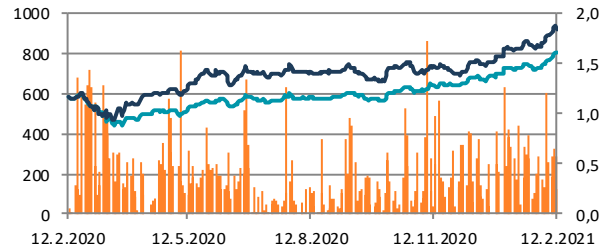
Frá áramótum



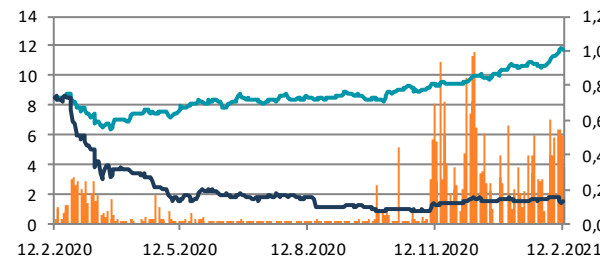
Hlutabréf

— Velta (h.ás, ma.kr./dag)
— Verð
— OMXI10

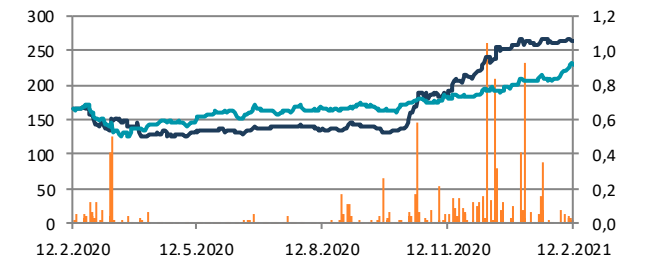
Marel



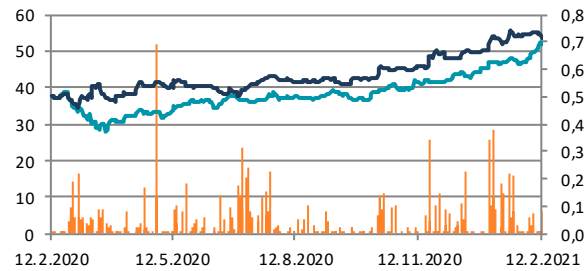
Icelandair



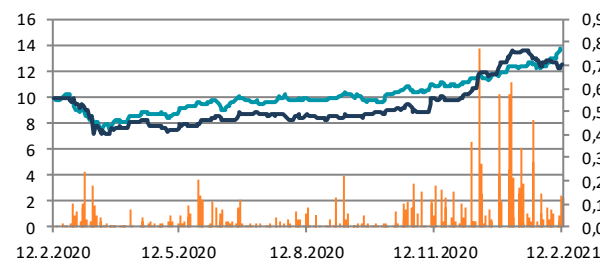
Eimskip



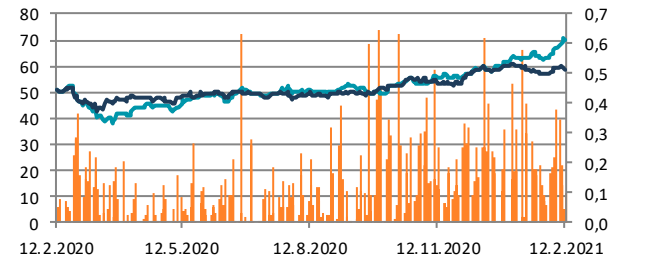
Brim



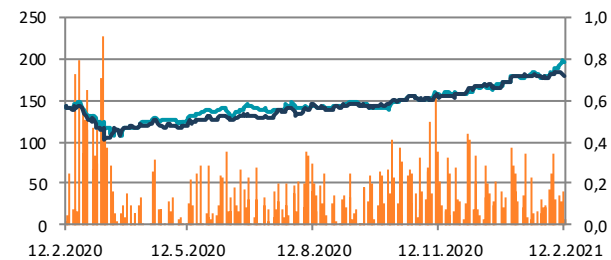
Iceland Seafood



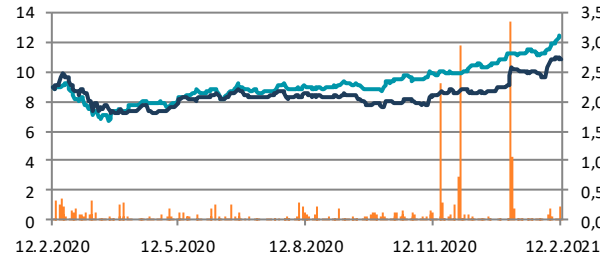
Hagar



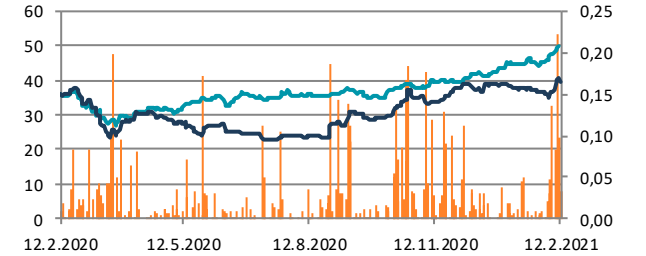
Festi



Skeljungur



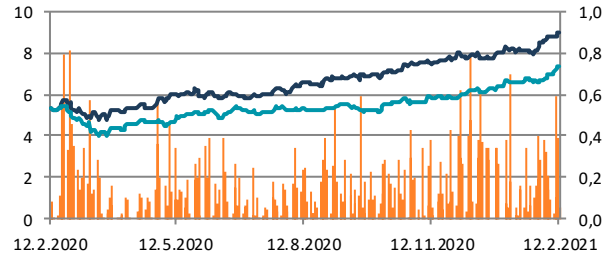
Sýn



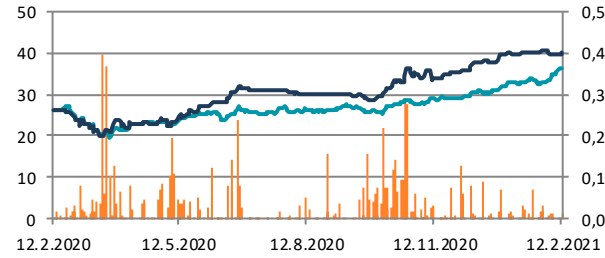
Hlutabréf

— Velta (h.ás, ma.kr./dag)
— Verð
— OMXI10

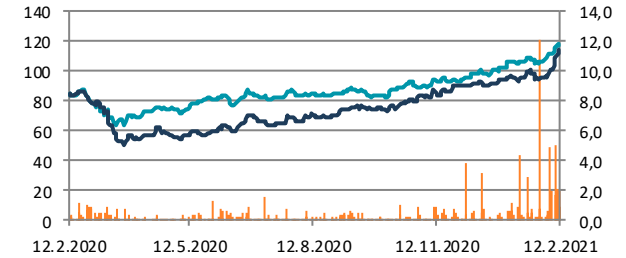
Síminn



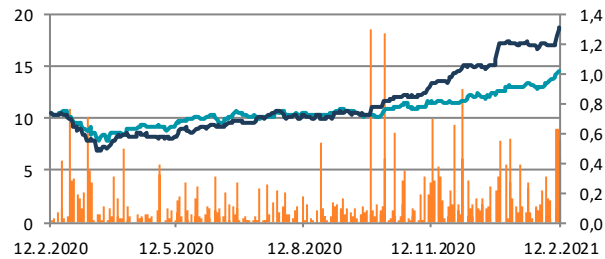
Origo



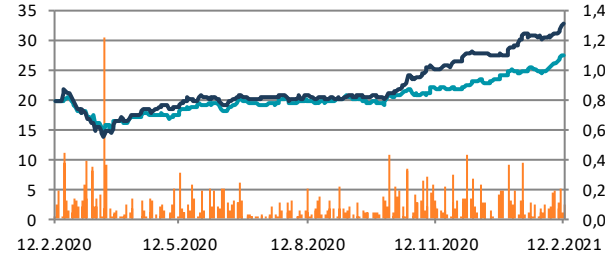
Arion



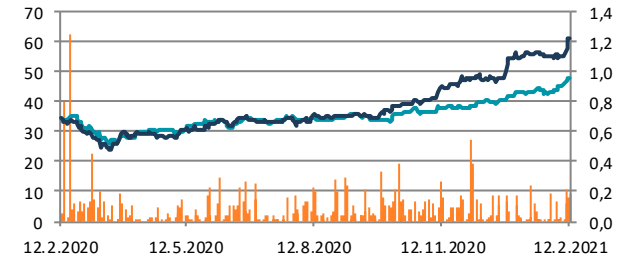
Kvika



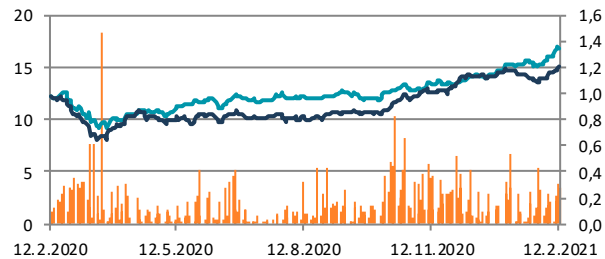
Sjóvá



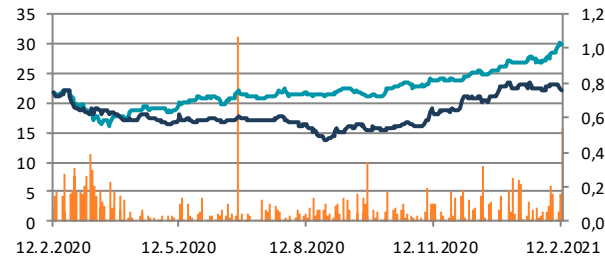
TM



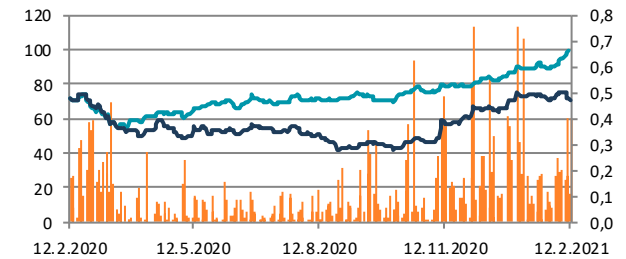
VÍS



Reginn



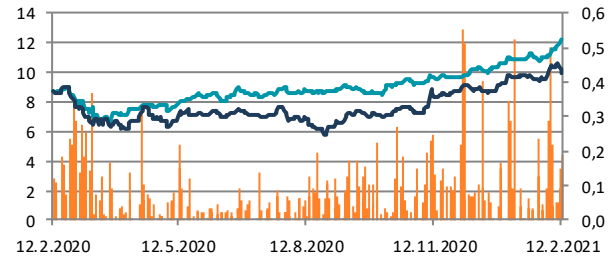
Reitir



Hlutabréf

- Velta (h.ás, ma.kr./dag)
- Verð
- OMX10

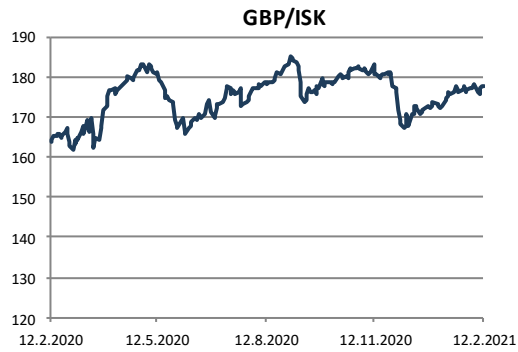
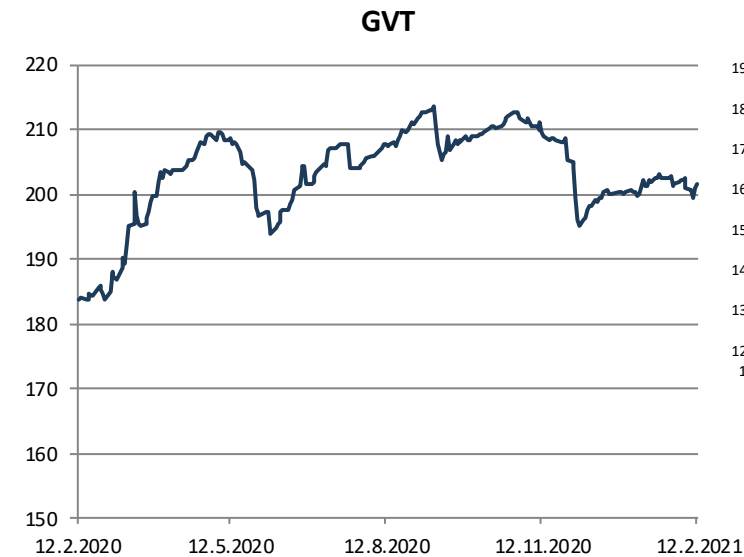
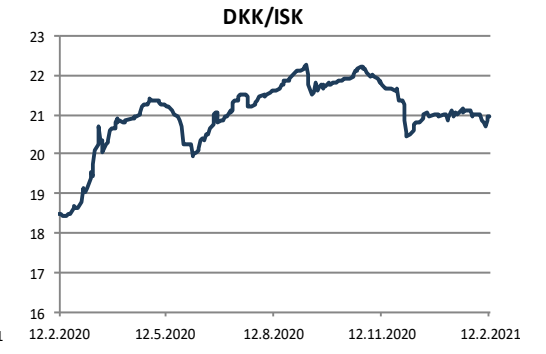
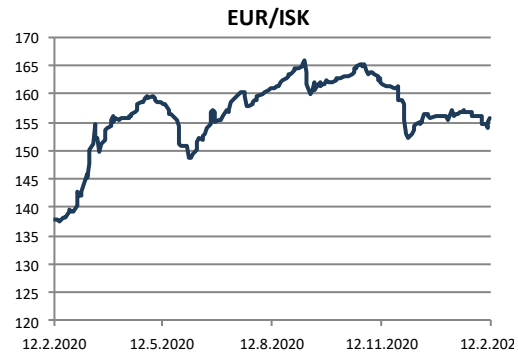
Eik



Gjaldeyrismarkaðurinn

Gengi ISK	12.feb	áramót	Breyting síðan ...			
			1V	1M	3M	12M
GVT	201,7	0,6%	0,4%	0,2%	-3,7%	9,9%
EUR	155,8	-0,2%	0,6%	-0,3%	-3,9%	13,0%
USD	128,7	1,2%	-0,4%	0,2%	-6,4%	1,9%
GBP	177,6	2,3%	0,4%	1,7%	-1,6%	8,3%
SEK	15,5	-0,7%	1,0%	-0,2%	-2,9%	17,8%
DKK	21,0	-0,1%	0,6%	-0,2%	-3,8%	13,5%
NOK	15,2	1,5%	0,8%	0,7%	0,6%	10,5%
JPY	1,23	-0,7%	0,3%	-0,6%	-6,0%	6,7%

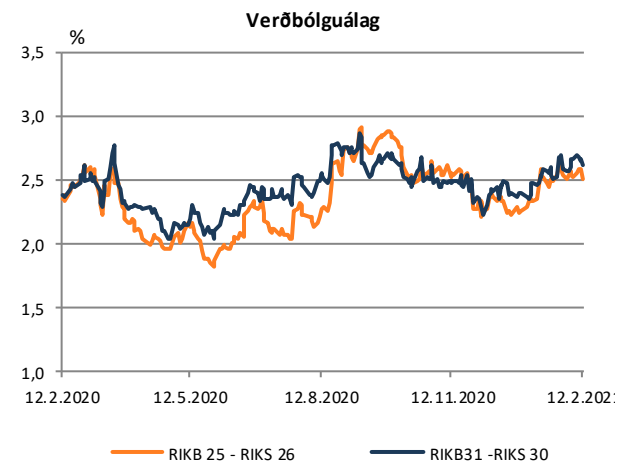
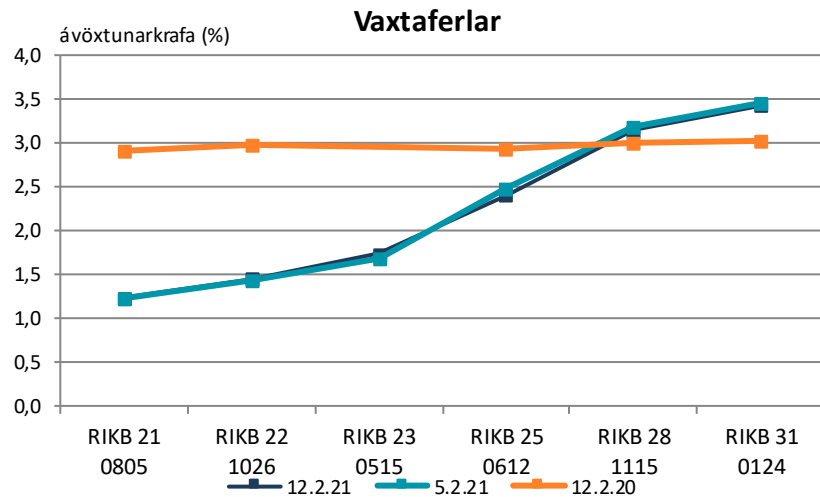
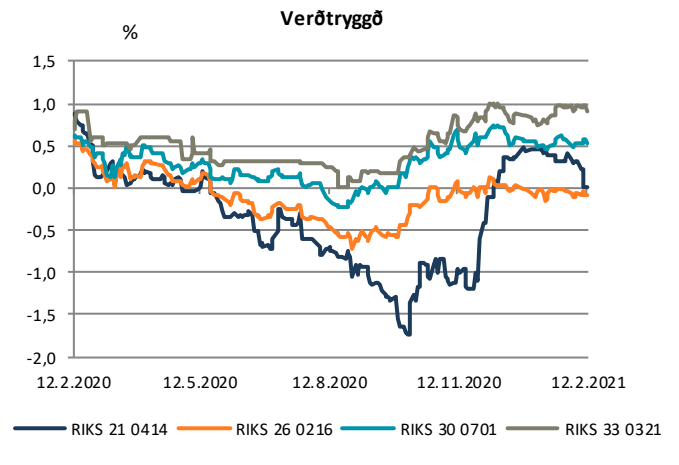
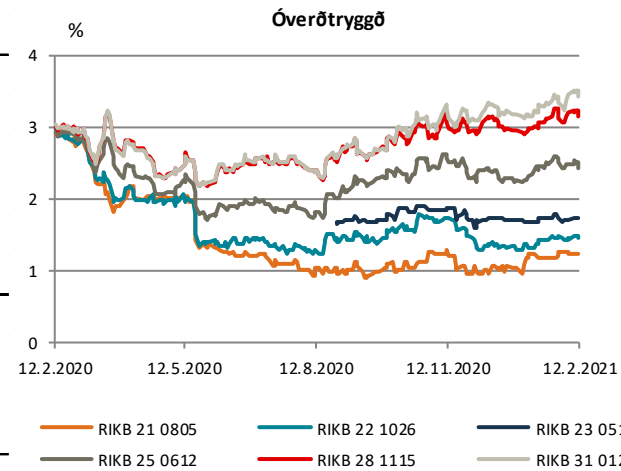
Miðgengi Seðlabanka Íslands. Heimild: Kodiak



Ríkisbréf

	verð	krafa	velta (ma.kr./viku)	Breyting síðan ...				
				árm.	1V	1M	3M	12M
RIKB 21 0805	101,04	1,23	0,3	0,19	0,01	0,01	-0,05	-1,67
RIKB 22 1026	109,61	1,45	0,1	0,15	0,02	0,13	-0,28	-1,52
RIKB 23 0515	99,50	1,73	0,6	0,04	0,04	0,05	-0,15	
RIKB 25 0612	122,65	2,41	1,1	0,16	-0,06	0,01	-0,16	-0,52
RIKB 28 1115	112,56	3,15	1,3	0,19	-0,05	0,15	0,08	0,14
RIKB 31 0124	125,53	3,42	2,4	0,24	-0,03	0,20	0,18	0,40
RIKS 21 0414	100,59	0,00	1,0	-0,43	-0,31	-0,42	1,00	-0,89
RIKS 26 0216	107,98	-0,09	1,1	-0,08	-0,03	-0,02	-0,10	-0,67
RIKS 30 0701	124,81	0,53	0,7	-0,02	0,00	0,02	-0,06	-0,10
RIKS 33 0321	123,95	0,90	1,8	0,04	-0,08	0,10	0,15	0,20

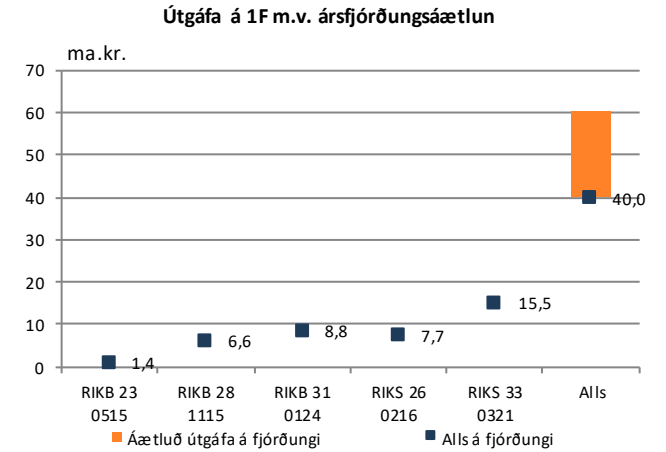
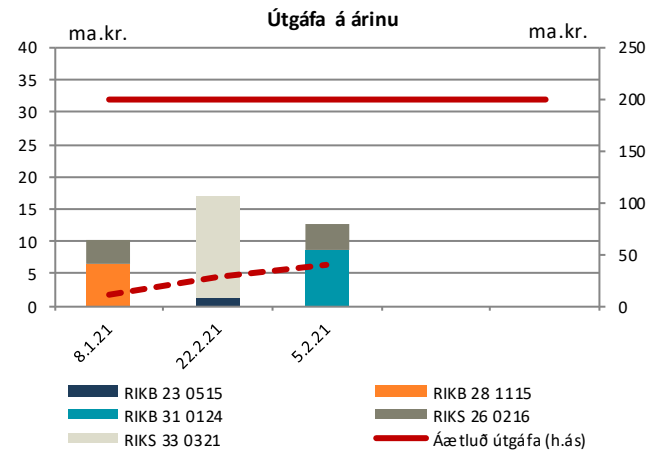
Heimild: Kodiak



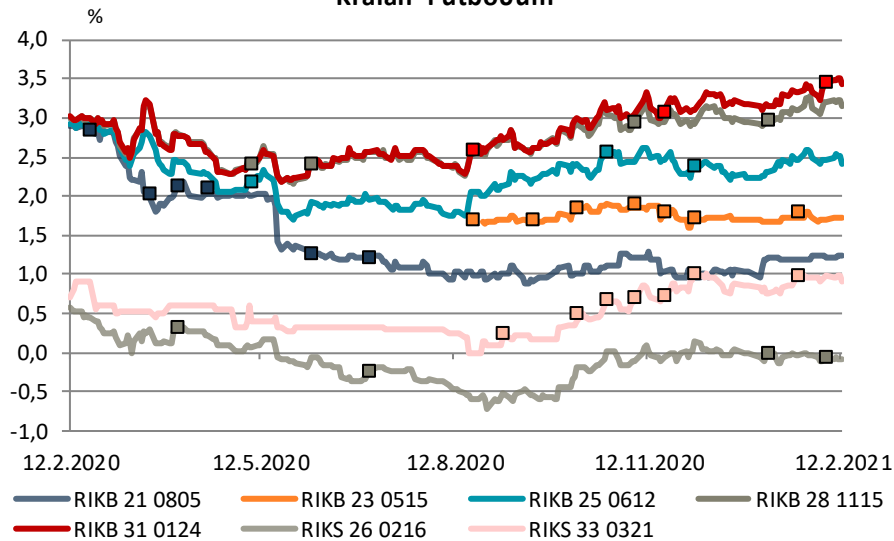
Útboð ríkisbréfa

Seinustu útboð		Tilboð	Samþykkt	Verð	Krafa
Dags	Flokkur				
5.2.21	RIKB 31 0124	8,9	7,0	125,326	3,450
5.2.21	RIKS 26 0216	4,0	3,4	107,830	-0,058
22.1.21	RIKB 23 0515	1,4	1,4	99,325	1,800
22.1.21	RIKS 33 0321	13,5	10,0	123,002	0,980
8.1.21	RIKS 28 1115	7,0	5,8	114,000	2,970
8.1.21	RIKS 26 0216	4,2	3,2	107,730	-0,017

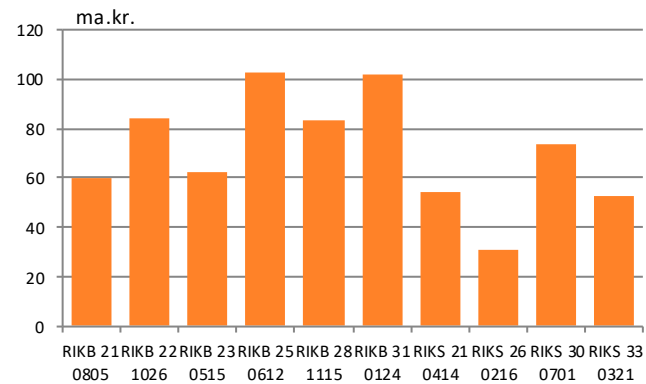
Að nafnvirði (ma.kr.) Heimild: Lánamál Ríkisins



Krafan í útboðum



Stærð helstu flokka

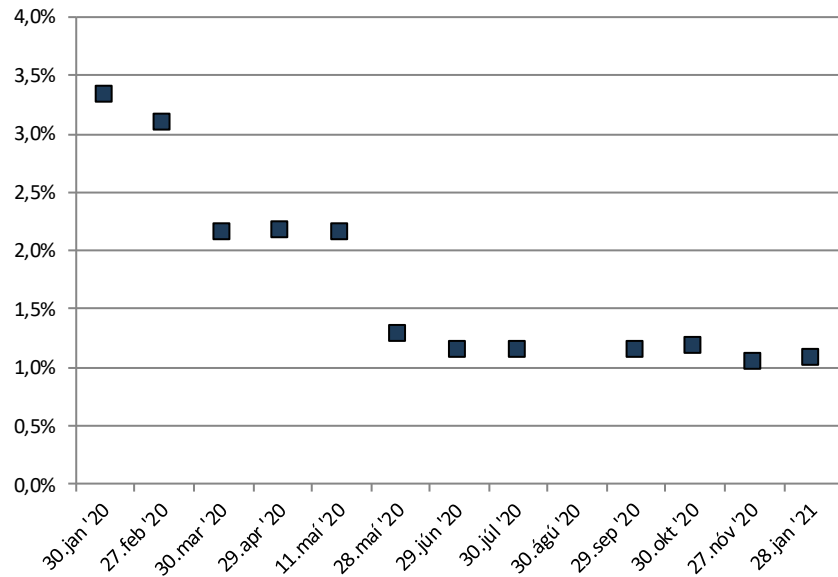


Útboð ríkisvígla

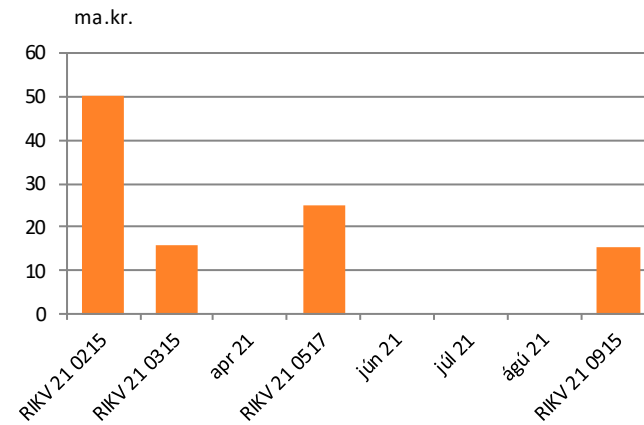
Dags.	Flokkur	Samþykkt	Vextir
28.01.21	RIKV 21 0315	1,6	0,901
28.01.21	RIKV 21 0512	9,1	1,101
28.01.21	RIKV 21 0915	13,7	1,251
27.11.20	RIKV 21 0517	4,9	1,048
27.11.20	RIKV 21 0915	0,0	
30.10.20	RIKV 21 0517	10,8	1,191
30.10.20	RIKV 21 0915	0,3	1,140

Heimild: Lánamál ríkisins

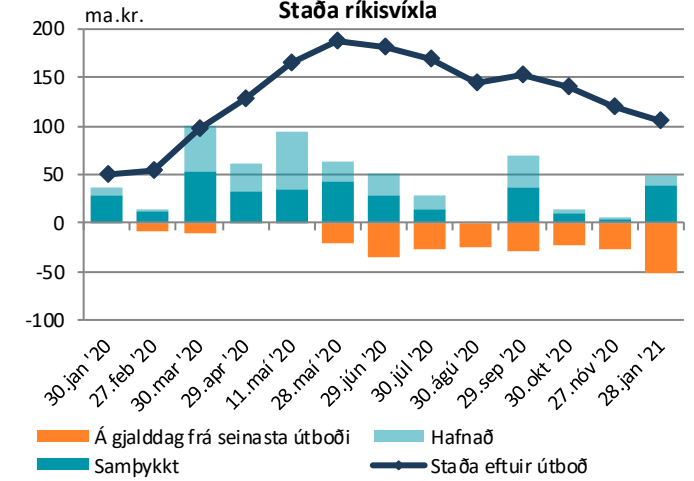
Flatir vextir (vegið meðaltal)



Útistandandi ríkisvíglar



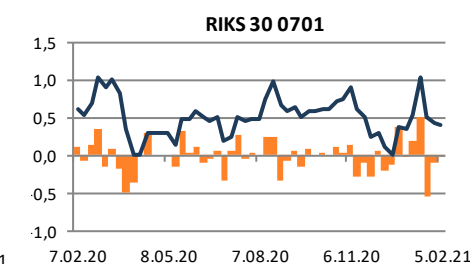
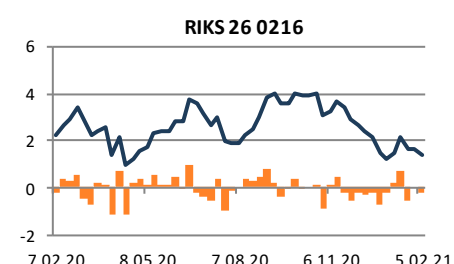
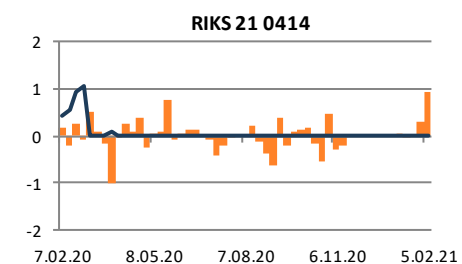
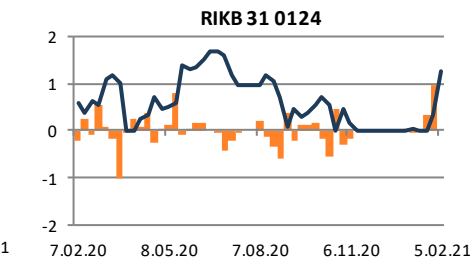
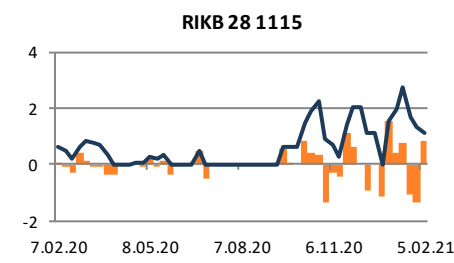
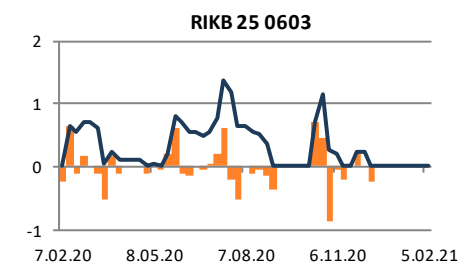
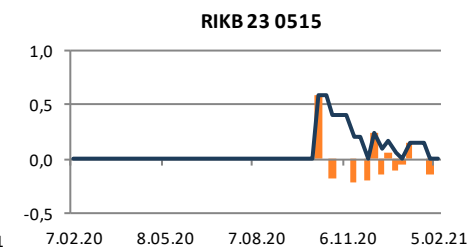
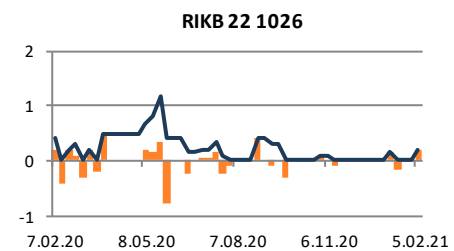
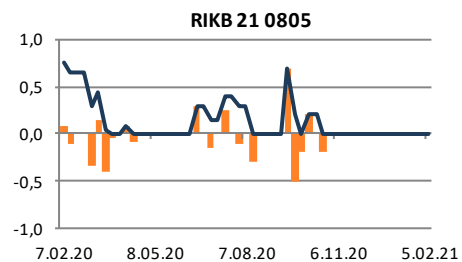
Staða ríkisvígla



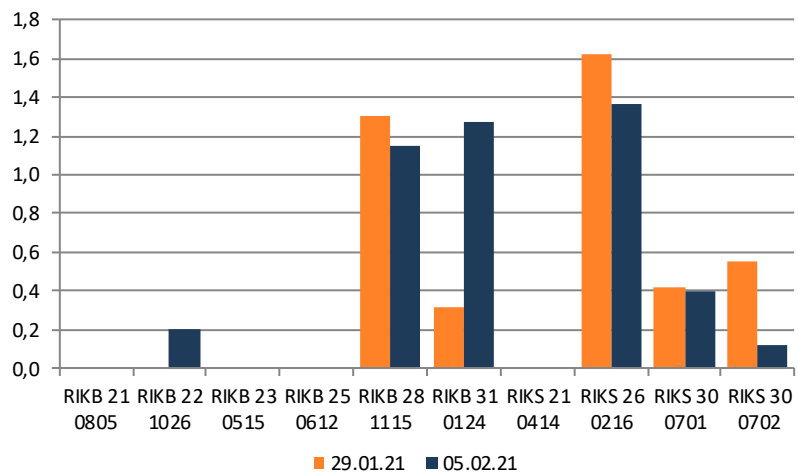
Verðbréfalán

Flokkur	Nafnverð (m.kr.)	Breyting síðan				
		1V	4V	12V	26V	52V
RIKB 21 0805	0	0	0	0	-300	-750
RIKB 22 1026	200	200	50	200	200	-205
RIKB 23 0515	0	0	-150	-200	0	0
RIKB 25 0612	0	-1.300	0	0	-660	0
RIKB 28 1115	1.150	830	-818	870	1.150	550
RIKB 31 0124	1.270	1.270	1.220	1.270	320	690
RIKS 21 0414	0	-1.620	0	0	0	-450
RIKS 26 0216	1.370	950	-75	-2.295	-530	-880
RIKS 30 0701	400	-155	-145	-220	-80	-225
RIKS 33 0321	120	120	120	-140	120	120

Heimild: Lánamál Ríkisins



Breyting milli vikna



RIKB 21 0805 RIKB 22 1026 RIKB 23 0515 RIKB 25 0612 RIKB 28 1115 RIKB 31 0124 RIKS 21 0414 RIKS 26 0216 RIKS 30 0701 RIKS 30 0702

■ 29.01.21 ■ 05.02.21



Innihald og form skjals þessa er unnið af starfsmönnum Hagfræðideildar Landsbankans hf. (hagfraedideild@landsbankinn.is) og byggist á aðgengilegum opinberum upplýsingum á þeim tíma sem greiningin var unnin. Mat á þeim upplýsingum endurspeglar skoðanir starfsmanna Hagfræðideildar Landsbankans á þeim degi þegar greiningin er dagsett, en þær geta breyst án fyrirvara.

Landsbankinn hf. og starfsfólk hans taka ekki ábyrgð á viðskiptum sem byggð eru á þeim upplýsingum og skoðunum sem hér eru settar fram.

Bent skal á að Landsbankinn hf. getur á hverjum tíma haft beinna eða óbeinna hagsmuna að gæta, ýmist sjálfur, dótturfélög hans eða fyrir hönd viðskiptamanna, s.s. sem fjárfestir, lánardrottinn eða þjónustuaðili. Greiningar eru engu að síður unnar sjálfstætt af Hagfræðideild Landsbankans og innan Landsbankans eru í gildi reglur um aðskilnað starfssviða sem eru aðgengilegar á vef bankans.

