



---

**Vikubyrjun**  
**Innlendar markaðsupplýsingar**  
**22. júní 2020**

---

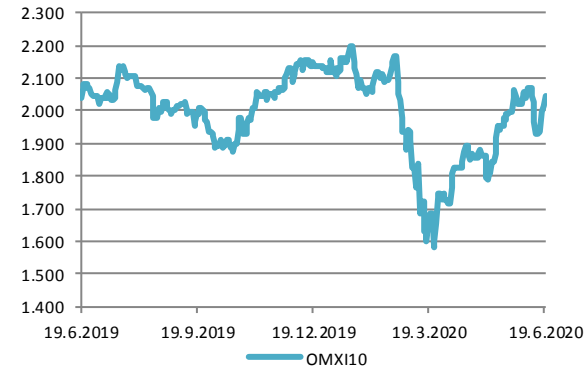
---

# Hlutabréf

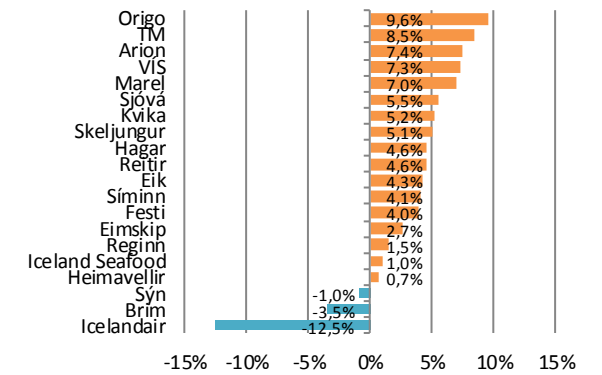
Félag	Verð	Velta (m.kr.)	Breyting síðan ...				
			áramót	1V	1M	3M	12M
OMXI10	1931,0	7.884	-9,0%	0,0%	-2,1%	16,8%	-5,3%
Marel	691,0	1.412	14,4%	7,0%	3,3%	38,6%	28,4%
Icelandair	1,8	34	-76,8%	-12,5%	-2,8%	-52,1%	-83,5%
Eimskip	133,5	49,2	-29,6%	2,7%	-1,1%	-7,9%	-29,6%
Brim	38,3	195,0	0,6%	-3,5%	-8,2%	-4,1%	18,4%
Iceland Seafoo	8,3	80	-16,9%	1,0%	6,2%	12,2%	-9,8%
Hagar	50,2	403	14,6%	4,6%	2,7%	5,7%	20,7%
Festi	131,5	608	1,5%	4,0%	3,5%	13,4%	7,8%
Skeljungur	8,6	398	7,6%	5,1%	4,9%	14,7%	7,9%
Sýn	25,2	20	-28,1%	-1,0%	-3,6%	7,2%	-28,2%
Síminn	6,1	691	14,5%	4,1%	1,5%	22,6%	37,3%
Origo	30,7	291	18,3%	9,6%	20,9%	52,0%	20,3%
Arion	65,0	1.260	-24,7%	7,4%	11,1%	21,0%	-17,4%
Kvika	9,6	373	-9,0%	5,2%	5,4%	37,6%	-15,7%
Sjóvá	20,1	376	7,5%	5,5%	1,0%	40,6%	9,2%
VÍS	10,5	705	-3,2%	7,3%	3,8%	24,1%	-18,0%
TM	34,5	521	-2,8%	8,5%	10,2%	43,5%	3,0%
Reginn	17,2	199	-21,3%	1,5%	-2,0%	-9,3%	-21,5%
Reitir	53,8	188	-24,1%	4,6%	-3,4%	-2,2%	-34,4%
Eik	7,2	82	-12,2%	4,3%	-3,6%	7,9%	-19,2%
Heimavellir	1,5	4.110,8	30,1%	0,7%	0,7%	0,7%	22,5%

Leiðrétt fyrir arðgreiðslum. Heimild: Kodiak, útreikningar Hagfræðideildar

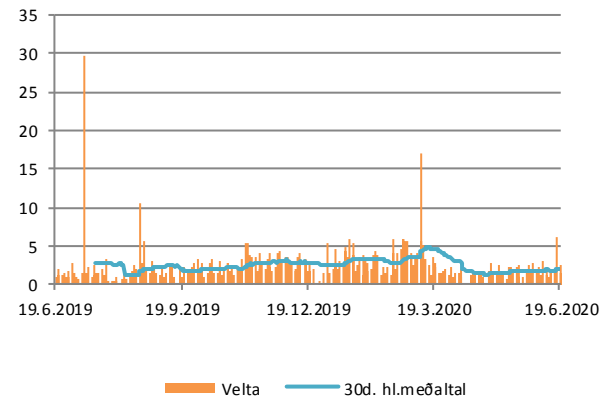
## Úrvalsvísitalan



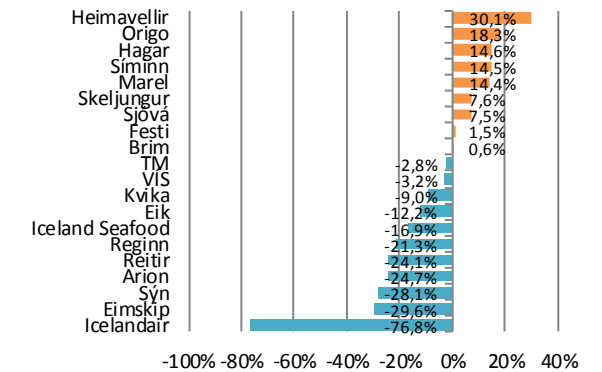
## Breyting í vikunni



## Velta



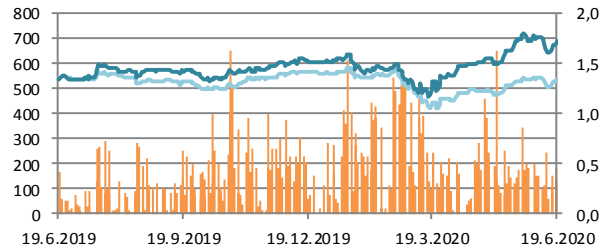
## Frá áramótum



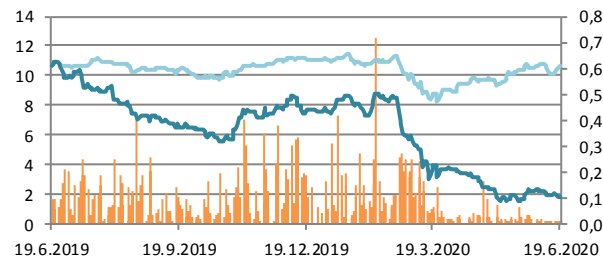
# Hlutabréf

— Velta (h.ás, ma.kr./dag)  
— Verð  
— OMXIB

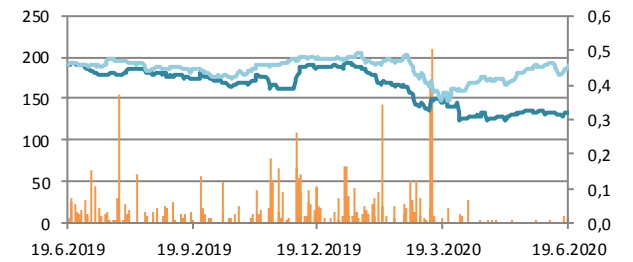
### Marel



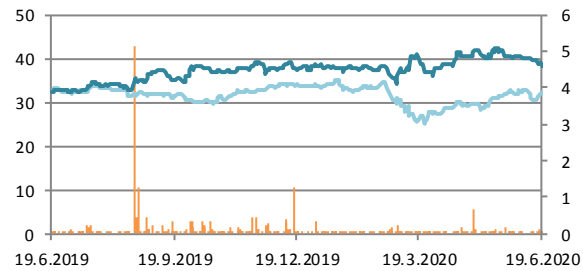
### Icelandair



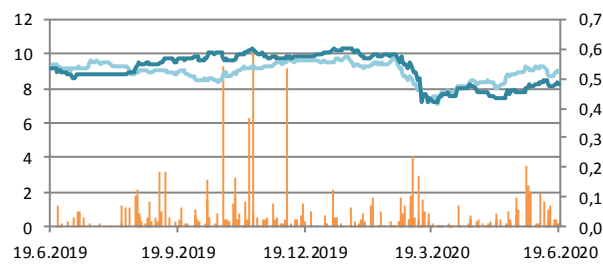
### Eimskip



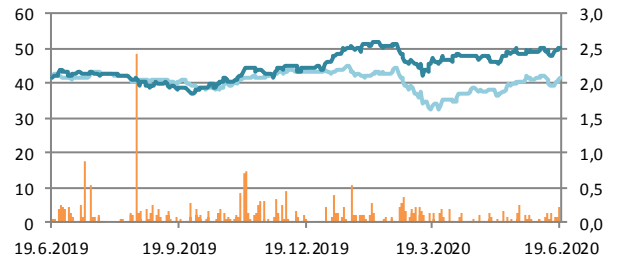
### Brim



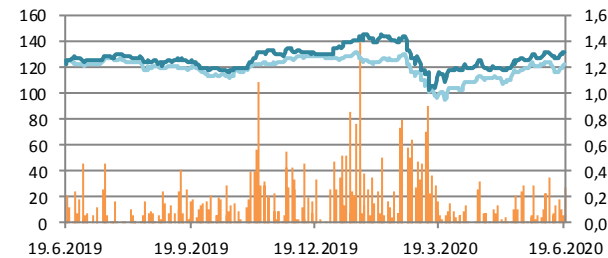
### Iceland Seafood



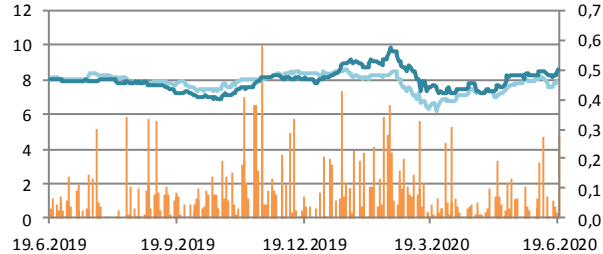
### Hagar



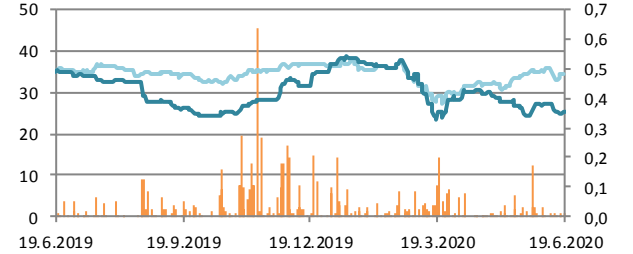
### Festi



### Skeljungur



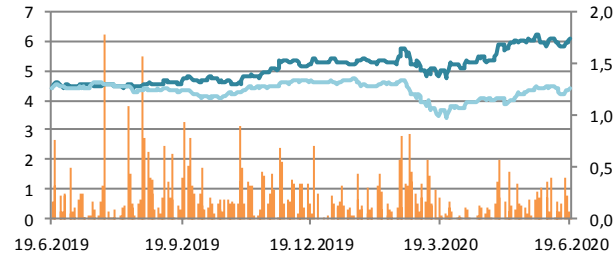
### Sýn



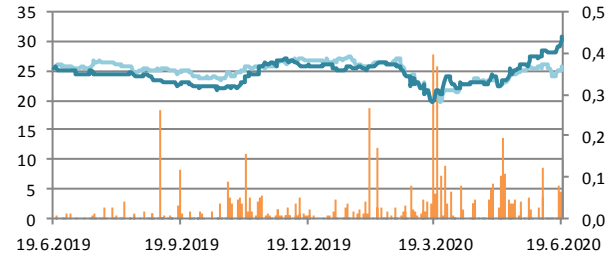
# Hlutabréf

— Velta (h.ás, ma.kr./dag)  
— Verð  
— OMXIB

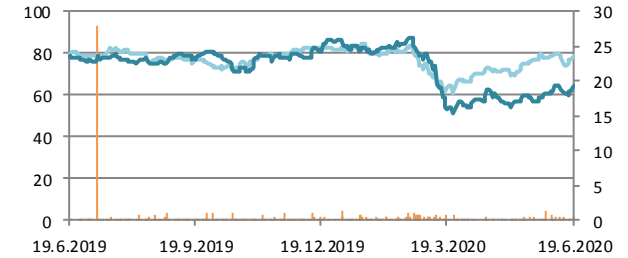
### Síminn



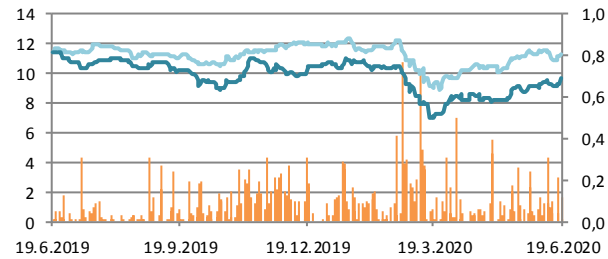
### Origo



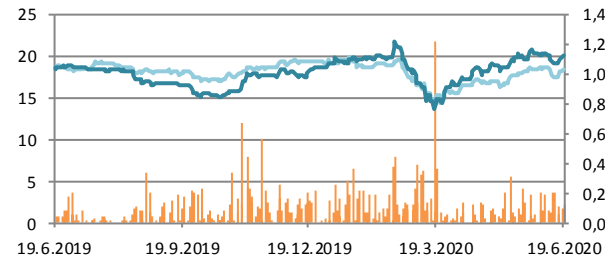
### Arion



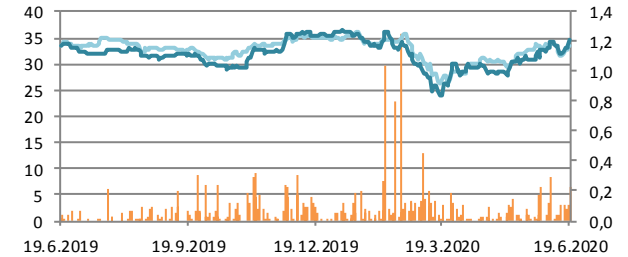
### Kvika



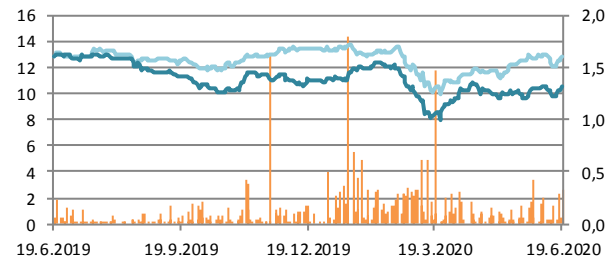
### Sjóvá



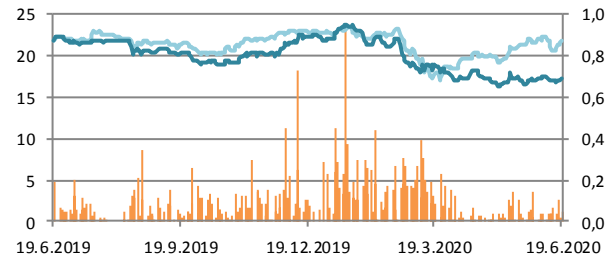
### TM



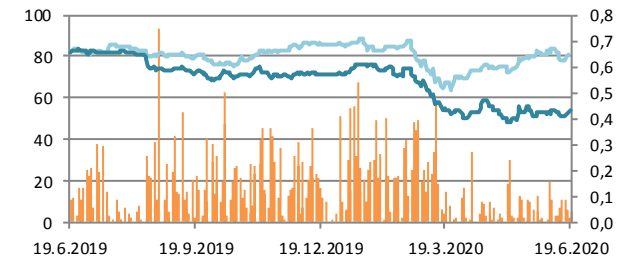
### VÍS



### Reginn



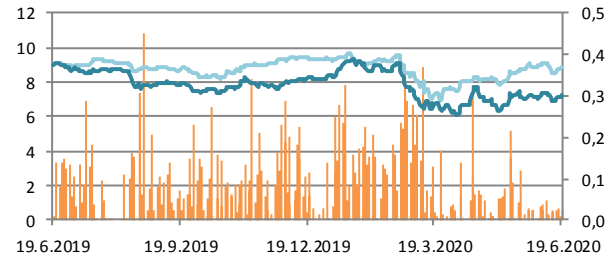
### Reitir



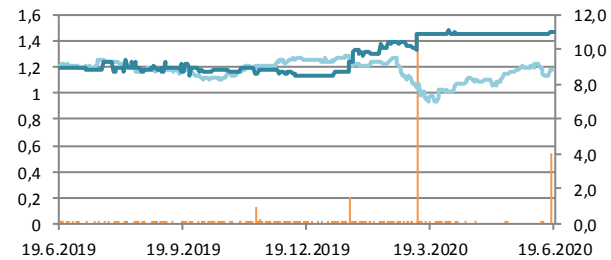
# Hlutabréf

- Velta (h.ás, ma.kr./dag)
- Verð
- OMXIB

### Eik

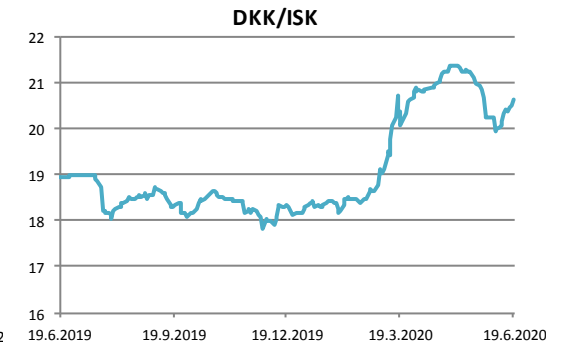
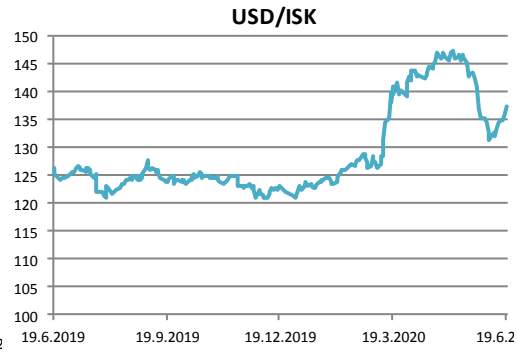
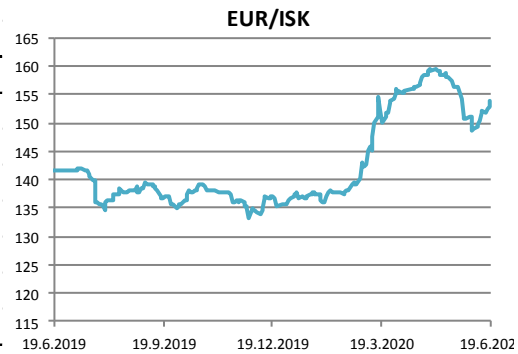


### Heimavellir

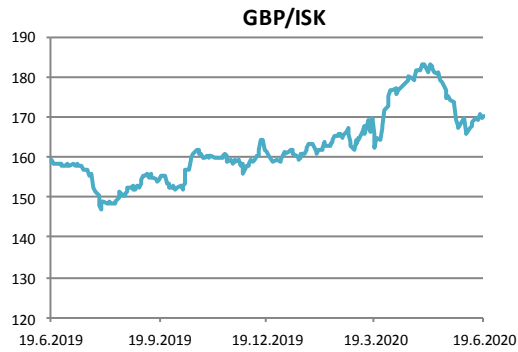
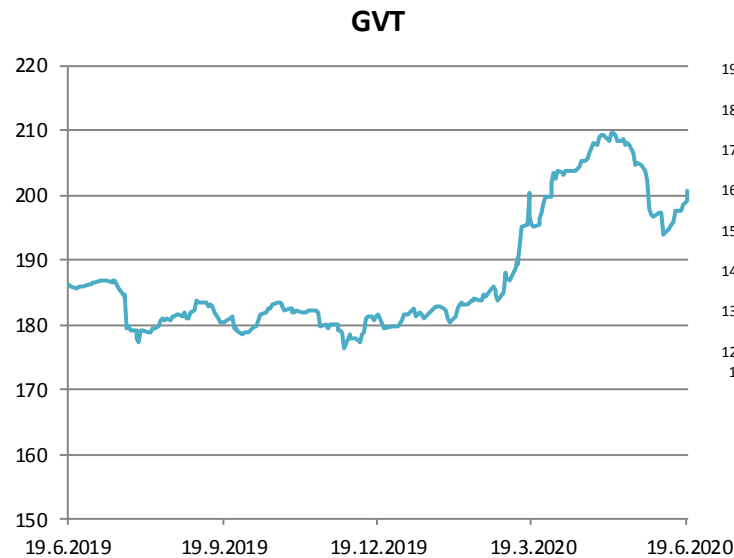


# Gjaldeyrismarkaðurinn

Gengi ISK	19.jún	Breyting síðan ...				
		áramót	1V	1M	3M	12M
GVT	<b>200,6</b>	11,7%	1,5%	-2,0%	2,6%	7,7%
EUR	<b>154,0</b>	13,4%	1,2%	-1,6%	1,2%	8,8%
USD	<b>137,5</b>	13,5%	2,2%	-3,7%	-2,4%	8,8%
GBP	<b>170,3</b>	6,8%	0,4%	-2,6%	4,9%	7,1%
SEK	<b>14,6</b>	12,1%	0,6%	-1,6%	7,9%	10,1%
DKK	<b>20,7</b>	13,6%	1,2%	-1,6%	1,4%	9,0%
NOK	<b>14,3</b>	4,1%	2,2%	0,3%	19,4%	-0,8%
JPY	<b>1,29</b>	15,3%	2,7%	-3,1%	-0,2%	10,3%



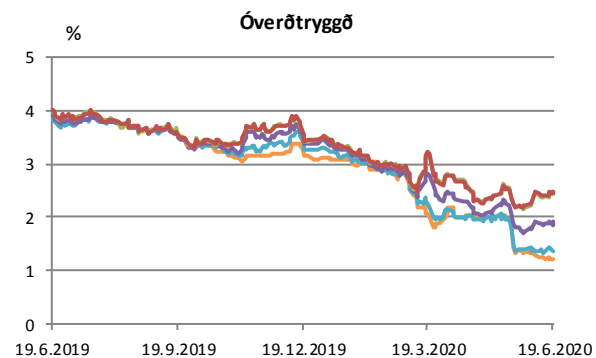
Miðgengi Seðlabanka Íslands. Heimild: Kodiak



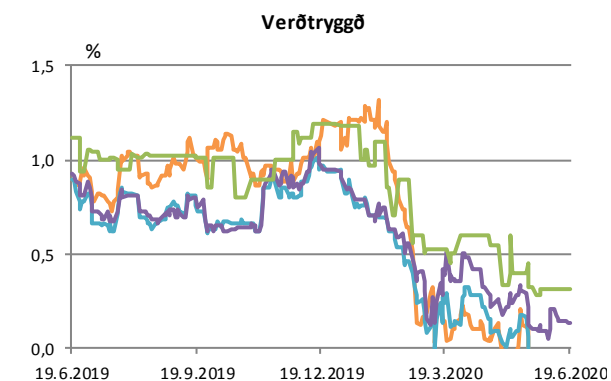
# Ríkisbréf

	verð	krafa	velta (ma.kr./viku)	árm.	Breyting síðan ...			
					1V	1M	3M	12M
RIKB 21 0805	102,54	1,19	1,8	-1,87	-0,03	-0,69	-0,89	
RIKB 22 1026	113,45	1,37	2,1	-1,90	0,00	-0,42	-0,89	-2,44
RIKB 25 0612	128,60	1,91	2,1	-1,45	0,01	-0,17	-0,92	-2,00
RIKB 28 1115	119,03	2,46	2,7	-0,98	0,05	0,08	-0,70	-1,54
RIKB 31 0124	137,00	2,48	1,2	-0,96	0,08	0,11	-0,73	-1,54
RIKS 21 0414	103,51	-0,52	0,3	-1,71	-0,20	-0,62	-0,66	-1,41
RIKS 26 0216	110,33	-0,31	0,9	-1,24	-0,15	-0,37	-0,55	-1,20
RIKS 30 0701	131,04	0,13	0,1	-0,82	-0,02	-0,09	-0,26	-0,79
RIKS 33 0321	133,51	0,31	0,0	-0,88	0,00	-0,14	-0,21	-0,81

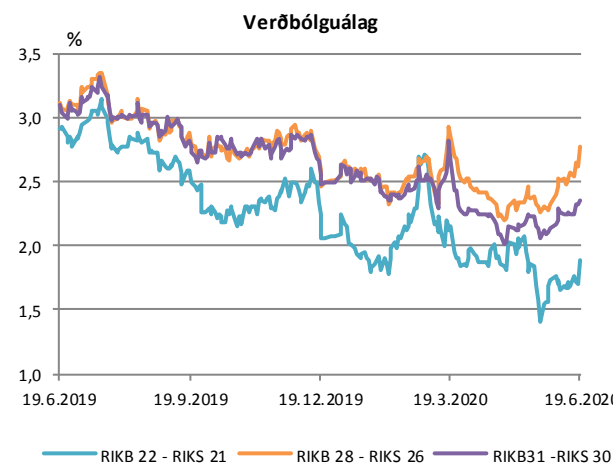
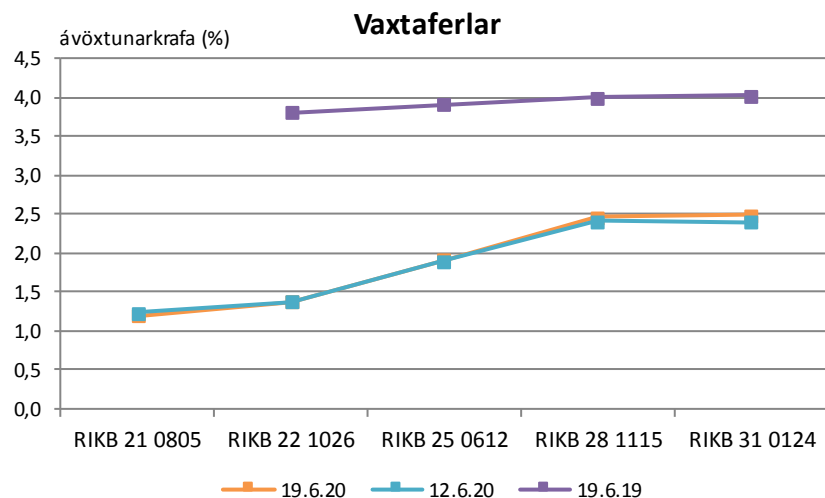
Heimild: Kodiak



RIKB 21 0805 RIKB 22 1026 RIKB 25 0612  
RIKB 28 1115 RIKB 31 0124



RIKS 21 0414 RIKS 26 0216  
RIKS 30 0701 RIKS 33 0321



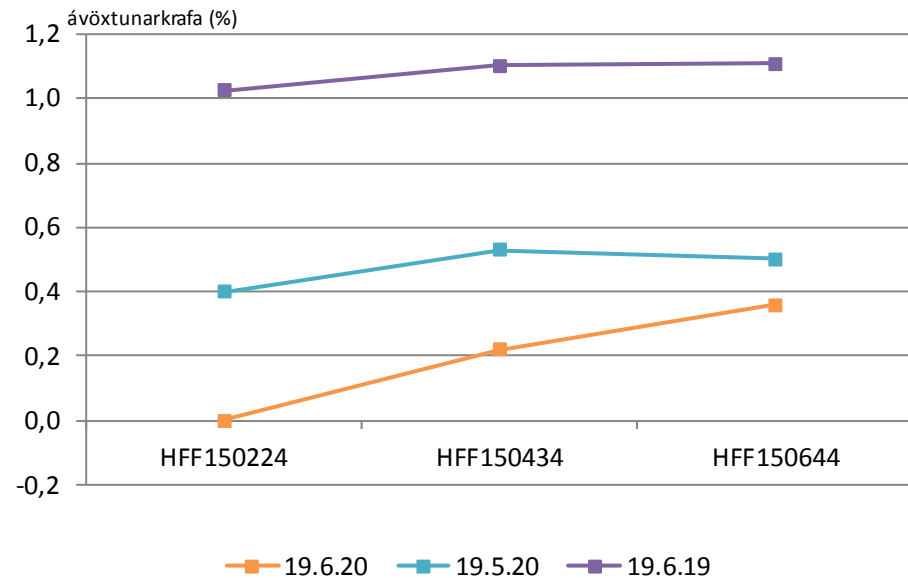
RIKB 22 - RIKS 21 RIKB 28 - RIKS 26 RIKB31 - RIKS 30

# Íbúðabréf

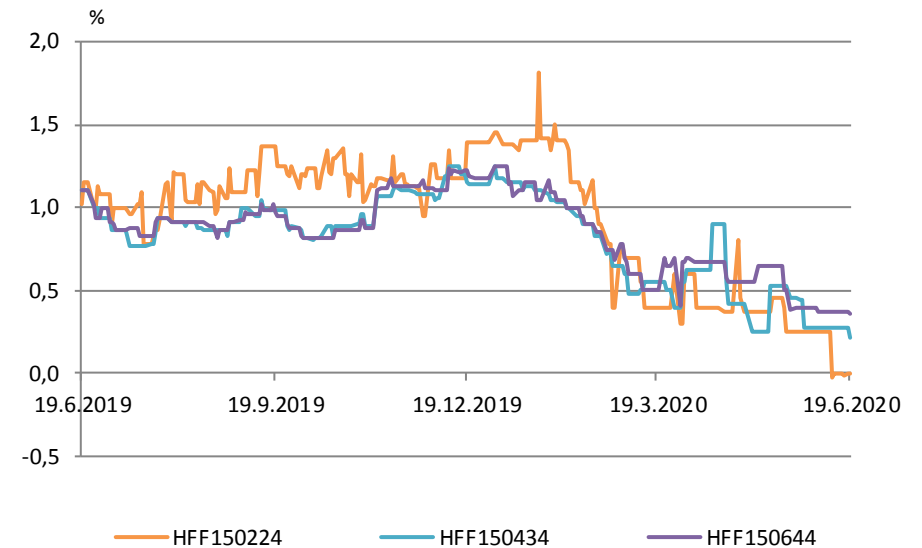
	verð	krafa	velta (ma.kr./viku)	Breyting síðan ...				
				árm.	1V	1M	3M	12M
HFF150224	107,29	0,00	0,0	-1,39	0,00	-0,40	-0,40	-1,03
HFF150434	126,75	0,22	0,1	-0,93	-0,06	-0,31	-0,33	-0,88
HFF150644	145,94	0,36	0,1	-0,82	-0,01	-0,14	-0,14	-0,75

Heimild: Kodiak

## Vaxtaferlar



## Þróun á kröfu

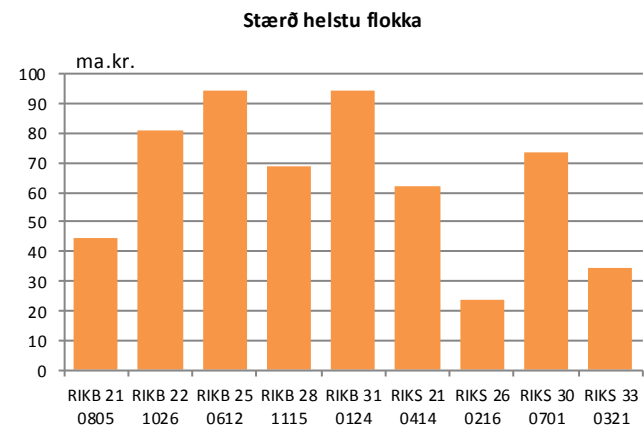
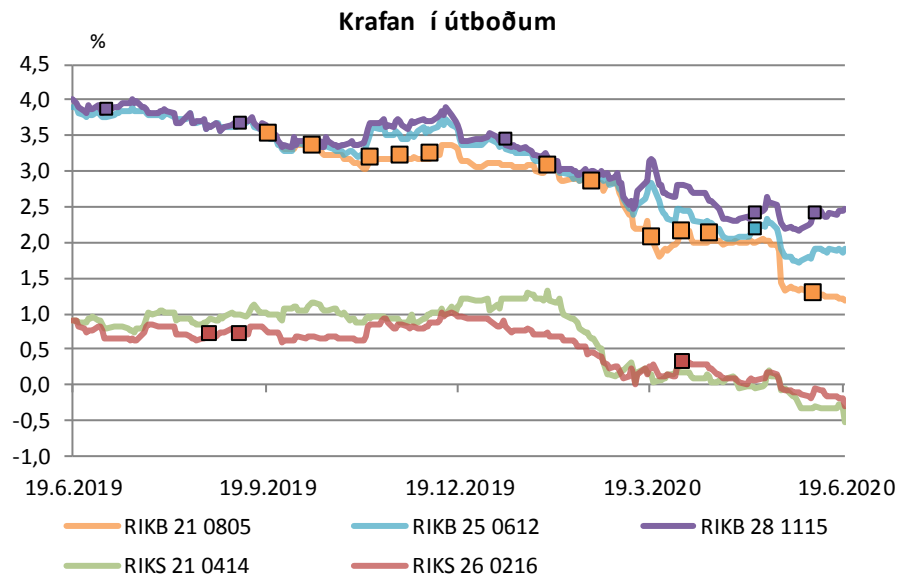
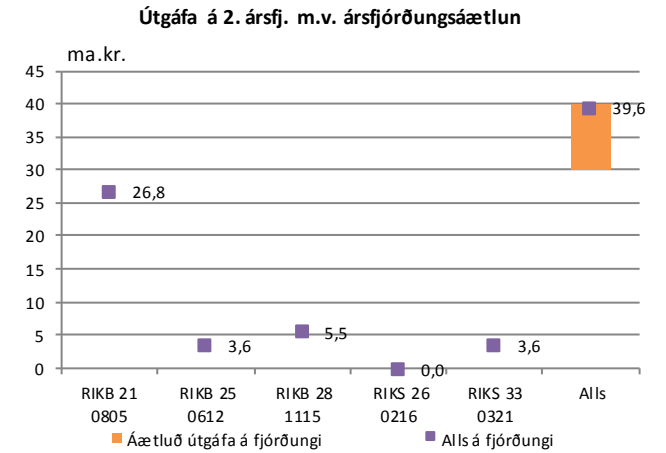
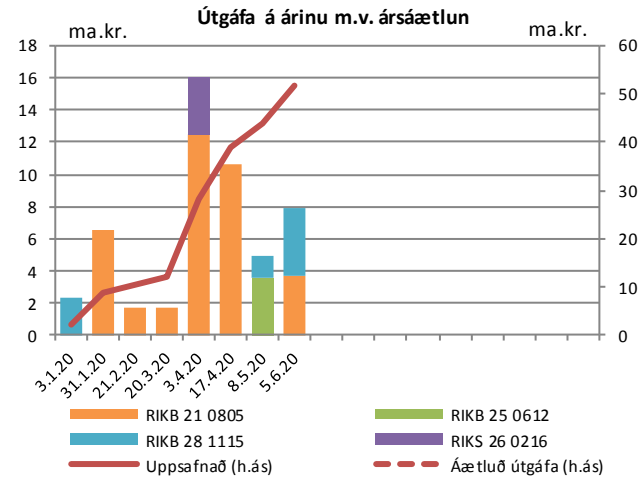




# Útboð ríkisbréfa

Seinustu útboð		Tilboð	Samþykkt	Verð	Krafa
Dags	Flokkur				
6.5.20	RIKB 21 0805	19,5	3,6	102,53	1,270
6.5.20	RIKB 28 1115	4,7	3,5	119,50	2,410
8.5.20	RIKB 25 0612	3,3	2,8	127,63	2,190
8.5.20	RIKB 28 1115	1,4	1,1	119,60	2,420
17.4.20	RIKB 21 0805	25,5	10,0	101,75	2,100
3.4.20	RIKB 21 0805	17,3	11,6	101,75	2,140
3.4.20	RIKS 26 0216	3,3	3,1	106,85	0,318

Að nafnvirði (ma.kr.) Heimild: Lánamál Ríkisins

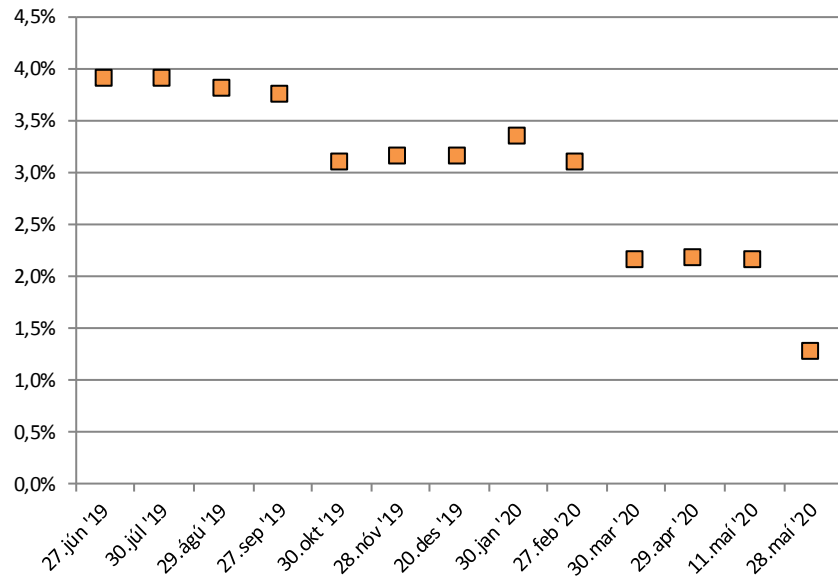


# Útboð ríkisvixla

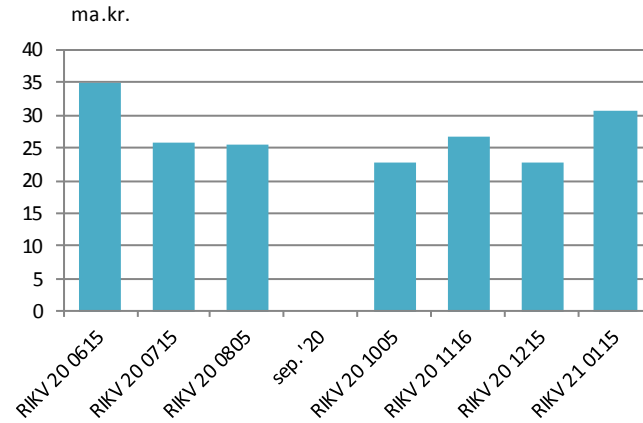
Dags.	Flokkur	Samþykkt	Vextir
28.05.20	RIKV 20 1005	22,9	1,250
28.05.20	RIKV 20 1205	20,9	1,310
11.05.20	RIKV 20 0615	35,0	2,153
29.04.20	RIKV 20 0805	25,6	2,192
29.04.20	RIKV 20 1116	6,6	2,075
30.03.20	RIKV 20 0513	20,5	2,226
30.03.20	RIKV 20 0715	15,3	2,118
30.03.20	RIKV 21 0115	18,0	2,199

Heimild: Lánamál ríkisins

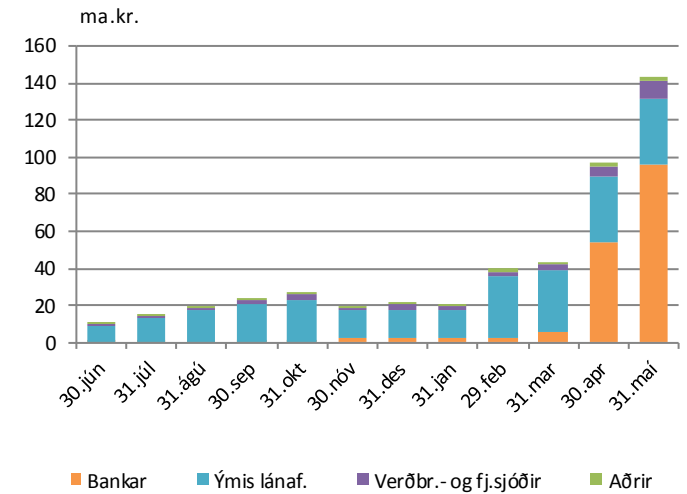
Flatir vextir (vegið meðaltal)



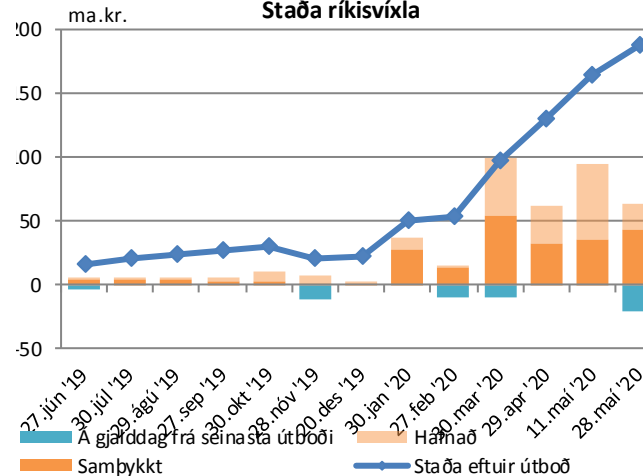
Útistandandi ríkisvixlar



Eigendaskipting



Staða ríkisvixla

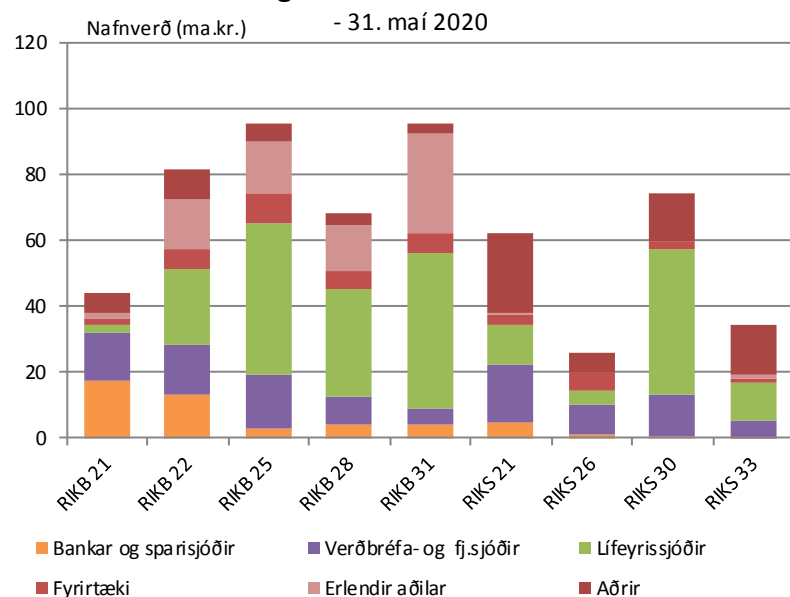


# Eigendaskipti ríkisbréfa

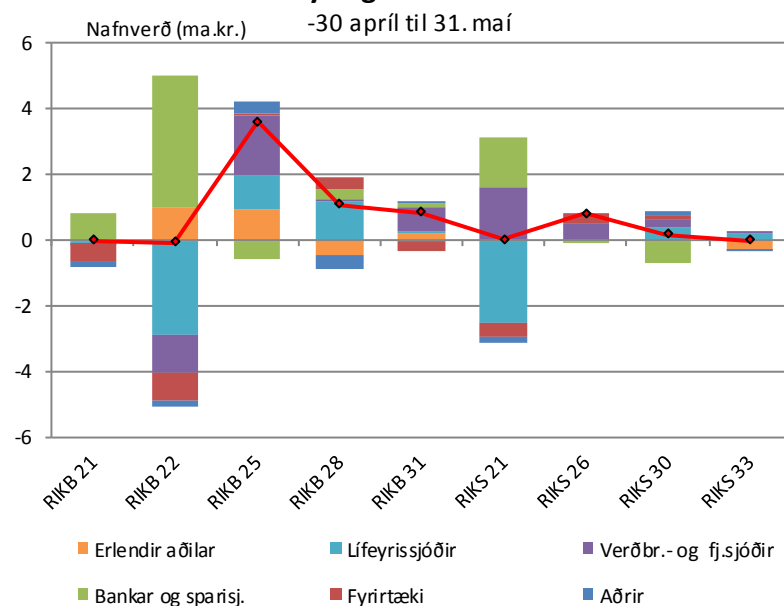
	Eigendaskipting (ma.kr.)								
	RIKB 22	RIKB 25	RIKB 28	RIKB 31	RIKS 21	RIKS 26	RIKS 30	RIKS 33	Alls
Bankar og sparissjóðir	13,5	2,8	4,2	4,0	4,7	1,3	0,7	0,0	31,2
Verðbréfa- og fj.sjóðir	14,9	16,2	8,1	4,9	17,5	9,1	12,7	5,4	88,9
Lífeyrissjóðir	23,1	45,9	33,1	47,3	12,2	4,0	44,2	11,2	221,1
Fyrirtæki	5,7	9,5	5,3	6,1	2,7	5,3	2,0	1,5	38,1
Aðrir	9,1	4,9	3,7	3,0	24,2	6,1	14,5	14,9	80,3
Erlendir aðilar	15,1	15,7	14,0	29,8	0,9	0,0	0,0	1,2	76,7
Nafnverð alls (ma.kr)	81,4	95,1	68,4	95,3	62,2	25,8	74,1	34,2	536,4

Heimild: Lánamál ríkisins

## Eigendur ríkisverðbréfa



## Breyting milli mánaða

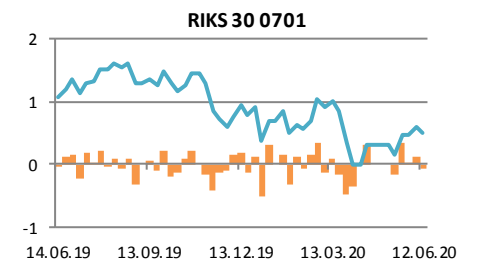
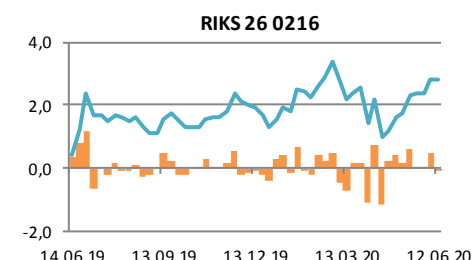
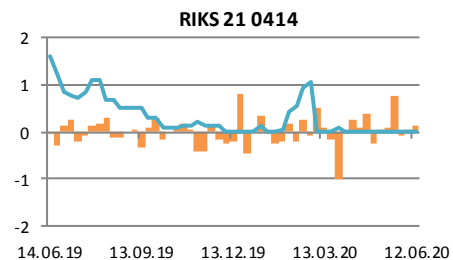
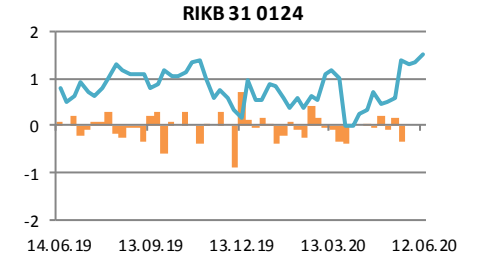
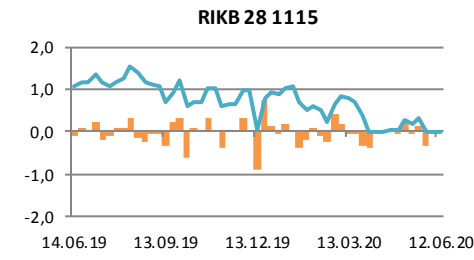
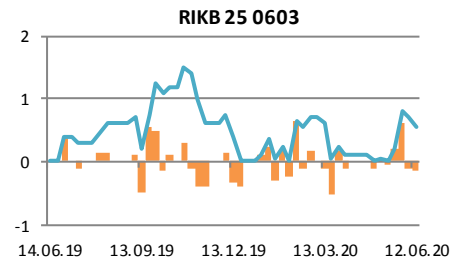
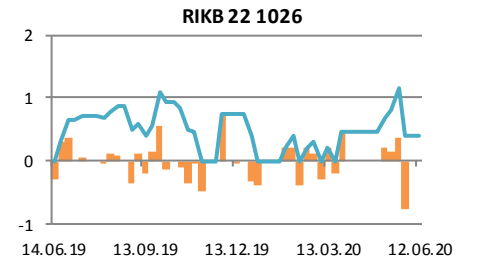
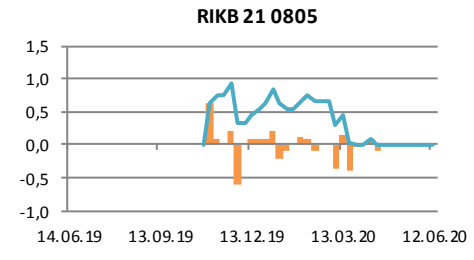
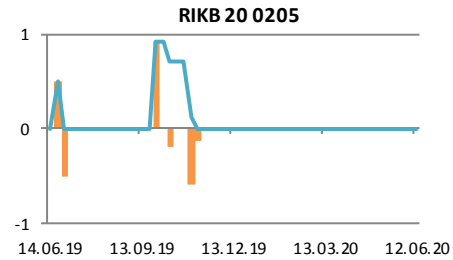
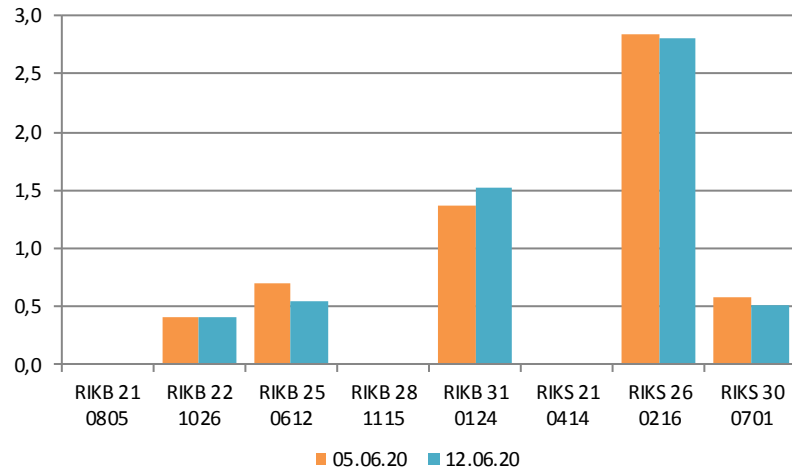


# Verðbréfalán

Flokkur	Nafnverð (m.kr.)	Breyting síðan				
		1V	4V	12V	26V	52V
RIKB 21 0805	0	0	0	-40	-443	0
RIKB 22 1026	400	0	-420	400	-335	400
RIKB 25 0612	549	-151	549	489	149	549
RIKB 28 1115	0	0	-185	-700	-50	-1.050
RIKB 31 0124	1.520	150	910	500	1.370	720
RIKS 21 0414	0	0	0	0	0	-1.600
RIKS 26 0216	2.815	-25	500			
RIKS 30 0701	502	-83	357	-328	-428	-576

Heimild: Lánamál Ríkisins

## Breyting milli vikna



Innihald og form skjals þessa er unnið af starfsmönnum Hagfræðideildar Landsbankans hf. (hagfraedideild@landsbankinn.is) og byggist á aðgengilegum opinberum upplýsingum á þeim tíma sem greiningin var unnin. Mat á þeim upplýsingum endurspeglar skoðanir starfsmanna Hagfræðideildar Landsbankans á þeim degi þegar greiningin er dagsett, en þær geta breyst án fyrirvara.

Landsbankinn hf. og starfsfólk hans taka ekki ábyrgð á viðskiptum sem byggð eru á þeim upplýsingum og skoðunum sem hér eru settar fram.

Bent skal á að Landsbankinn hf. getur á hverjum tíma haft beinna eða óbeinna hagsmuna að gæta, ýmist sjálfur, dótturfélög hans eða fyrir hönd viðskiptamanna, s.s. sem fjárfestir, lánardrottinn eða þjónustuaðili. Greiningar eru engu að síður unnar sjálfstætt af Hagfræðideild Landsbankans og innan Landsbankans eru í gildi reglur um aðskilnað starfssviða sem eru aðgengilegar á vef bankans.

